

Implementation of Agenda 2030: Trends and progress emerging at the regional level in Latin America and the Caribbean

Alicia Bárcena, Executive Secretary
July 10, 2017



UNITED NATIONS

ECLAC



**HIGH-LEVEL POLITICAL FORUM
ON SUSTAINABLE DEVELOPMENT**

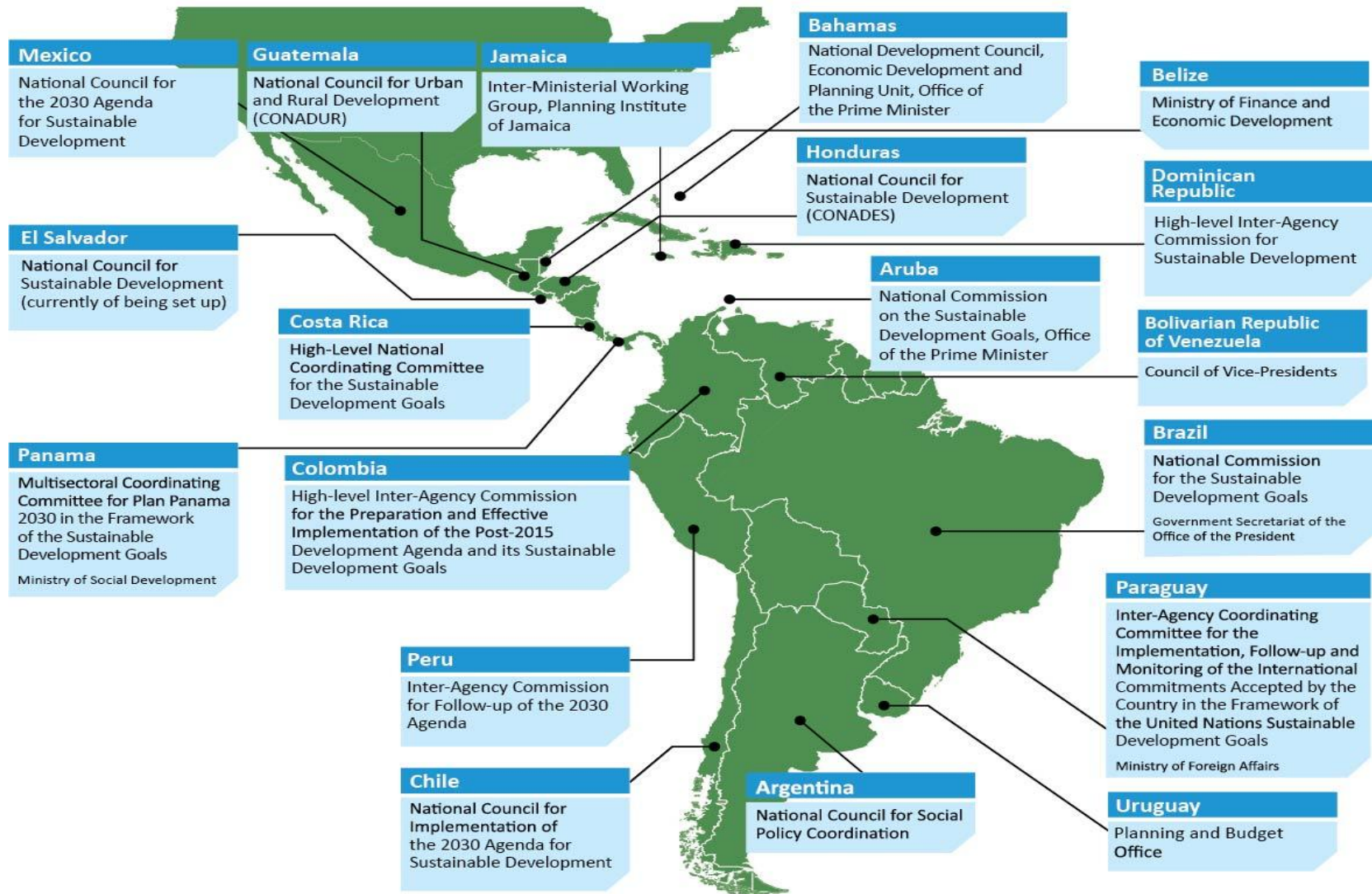
Question 1:

Trends and progress emerging at the regional level in Latin America and the Caribbean, including in relation to the theme of the HLPF

Six pillars for action and cooperation

1. Inter-institutional and intersectoral architecture at the highest level.
2. Building the SDGs into development plans and budgets, including investment.
3. Strengthening statistical capacities.
4. Means of implementation: financing, technology, trade, accountability.
5. Strengthening the regional architecture: observatories on gender equality, planning, energy.
6. Spaces for dialogue between government, business and citizens, enhancing coordination with UN system, regional entities and development banks

Political commitment: Intersectoral high level institutions in 19 of the 33 countries



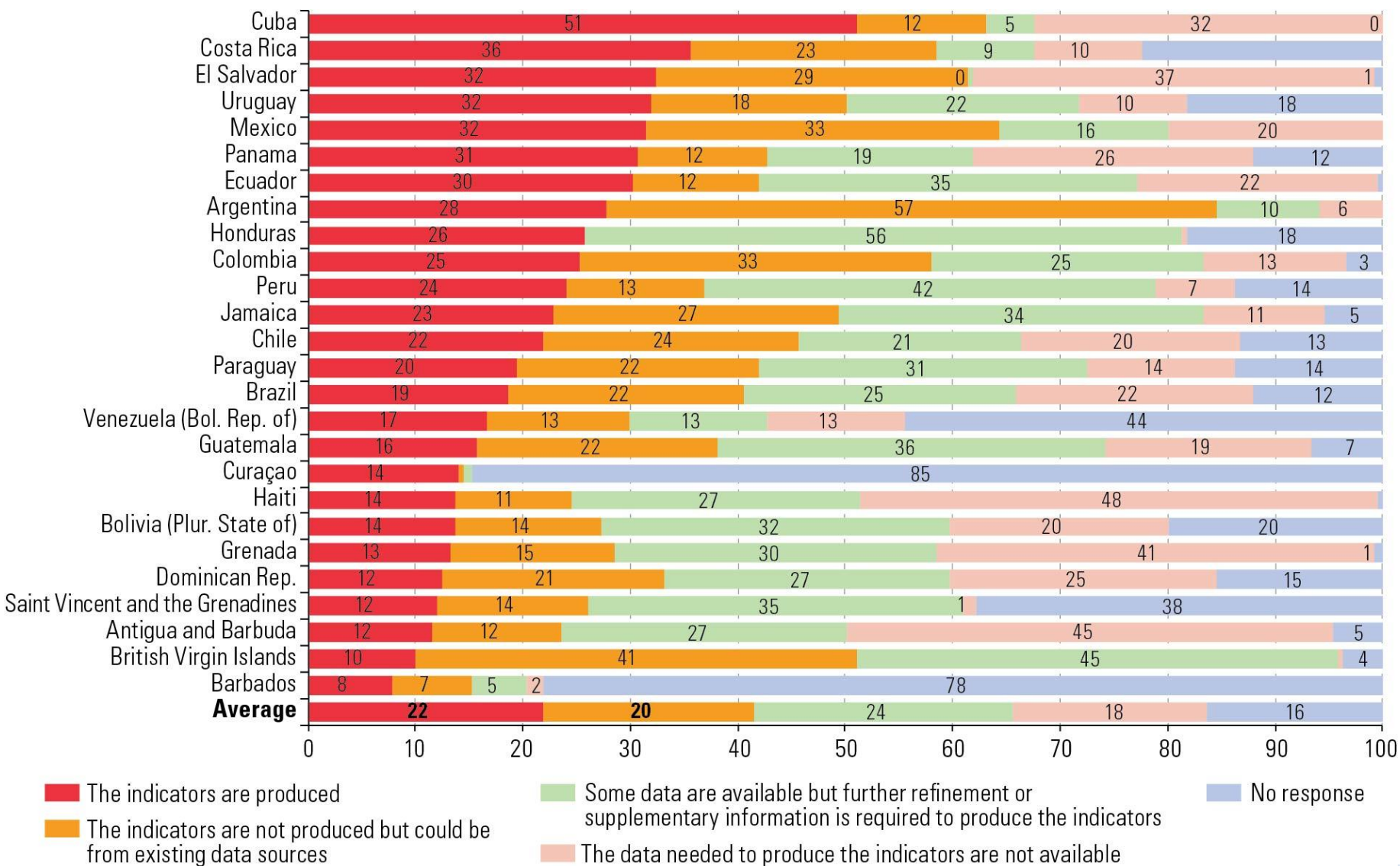
*The information for Jamaica is as presented by the Planning Institute of Jamaica at the international seminar Challenges of Planning in Latin America and the Caribbean in the Framework of the 2030 Agenda of the Sustainable Development Goals, held in Santiago in November 2016.

Voluntary National Reviews

2016	2017	2018
<ol style="list-style-type: none">1. Colombia2. Mexico3. Venezuela (Bolivarian Republic of)	<ol style="list-style-type: none">1. Argentina2. Belize3. Brazil4. Chile5. Costa Rica6. El Salvador7. Guatemala8. Honduras9. Peru10. Panama11. Uruguay	<ol style="list-style-type: none">1. Jamaica2. Bahamas

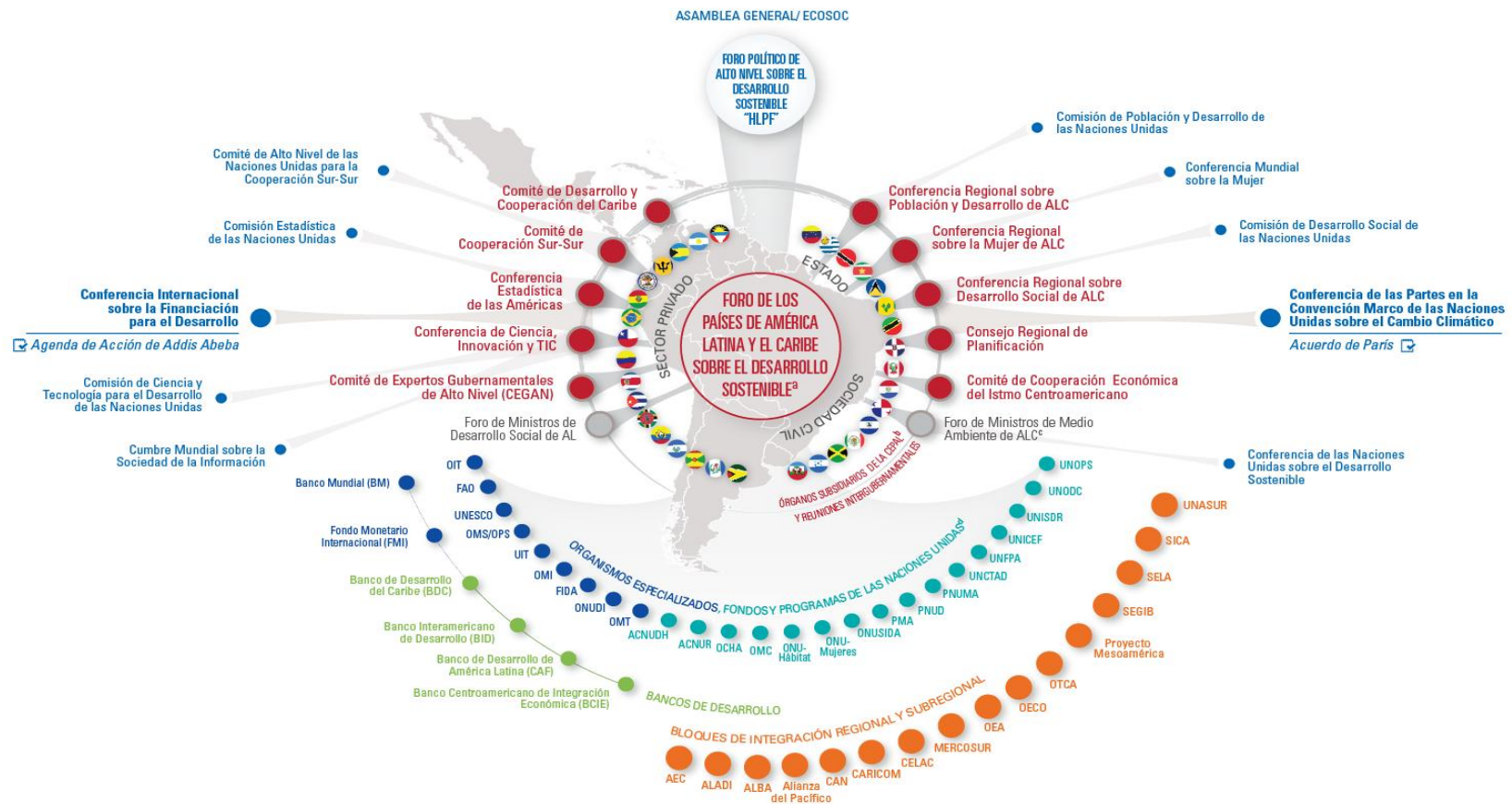
14 countries out of 33 (close to 50%) in LAC will have presented their VNR as of 2017

Inventory of national statistical capacities on the 17 SDGs indicators in 26 countries



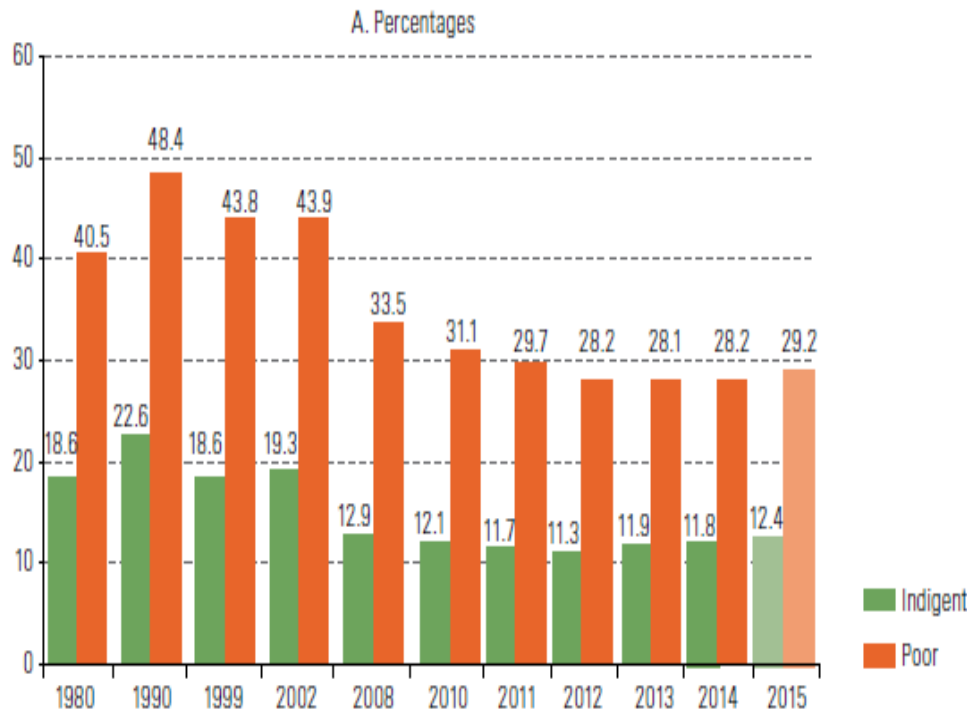
Forum of the Countries of Latin America and the Caribbean

- Regional platform for data and statistics with observatories on gender equality, energy efficiency, digital technologies, infrastructure and cities
- Regional South-South cooperation and a peer learning platform

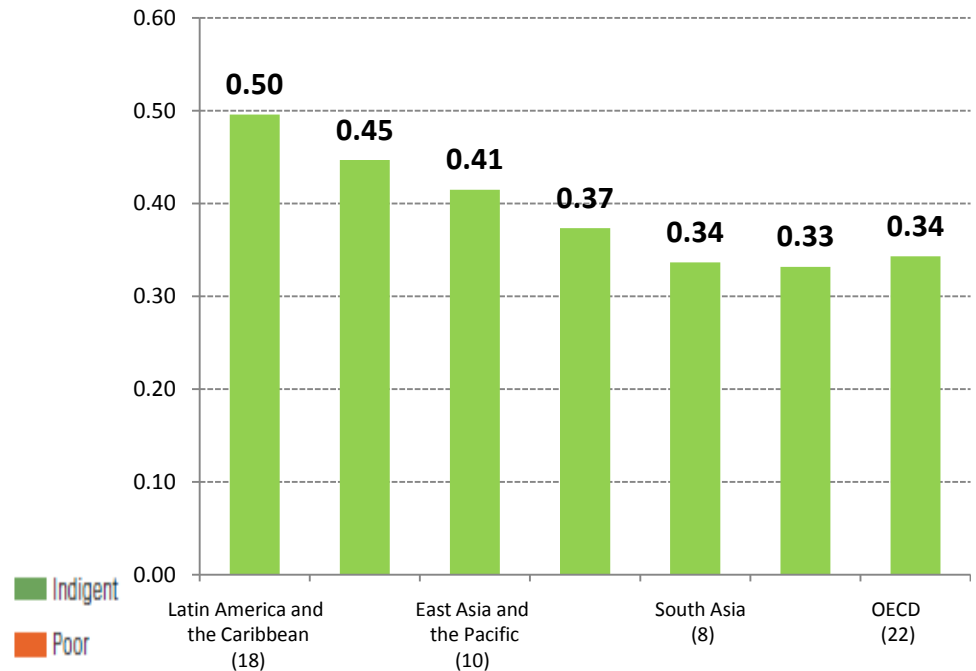


SDG 1: Poverty reduction and inequality trends have flattened

Latin America (19 countries): poverty and indigence, 1980-2015a
(Percentages and millions of people)



Latin America and other regions of the world: GINI concentration coefficient around 2010

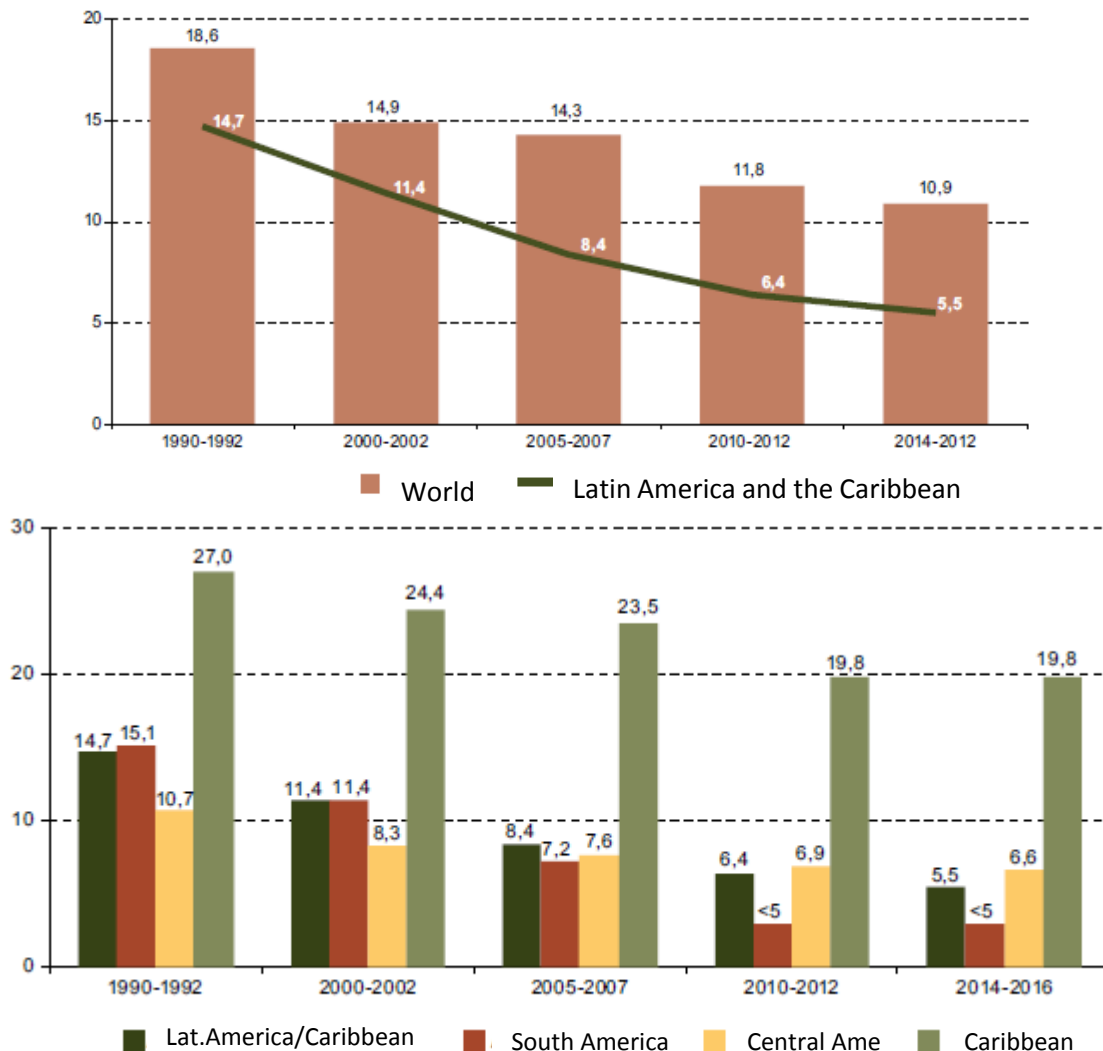


Source: Economic Commission for Latin America and the Caribbean (ECLAC), *Social Panorama of Latin America, 2015 (LC/G.2691-P)*, Santiago, 2016.

a Does not include Cuba. Figures for 2015 are projections.

SDG 2: Steady but uneven progress against hunger

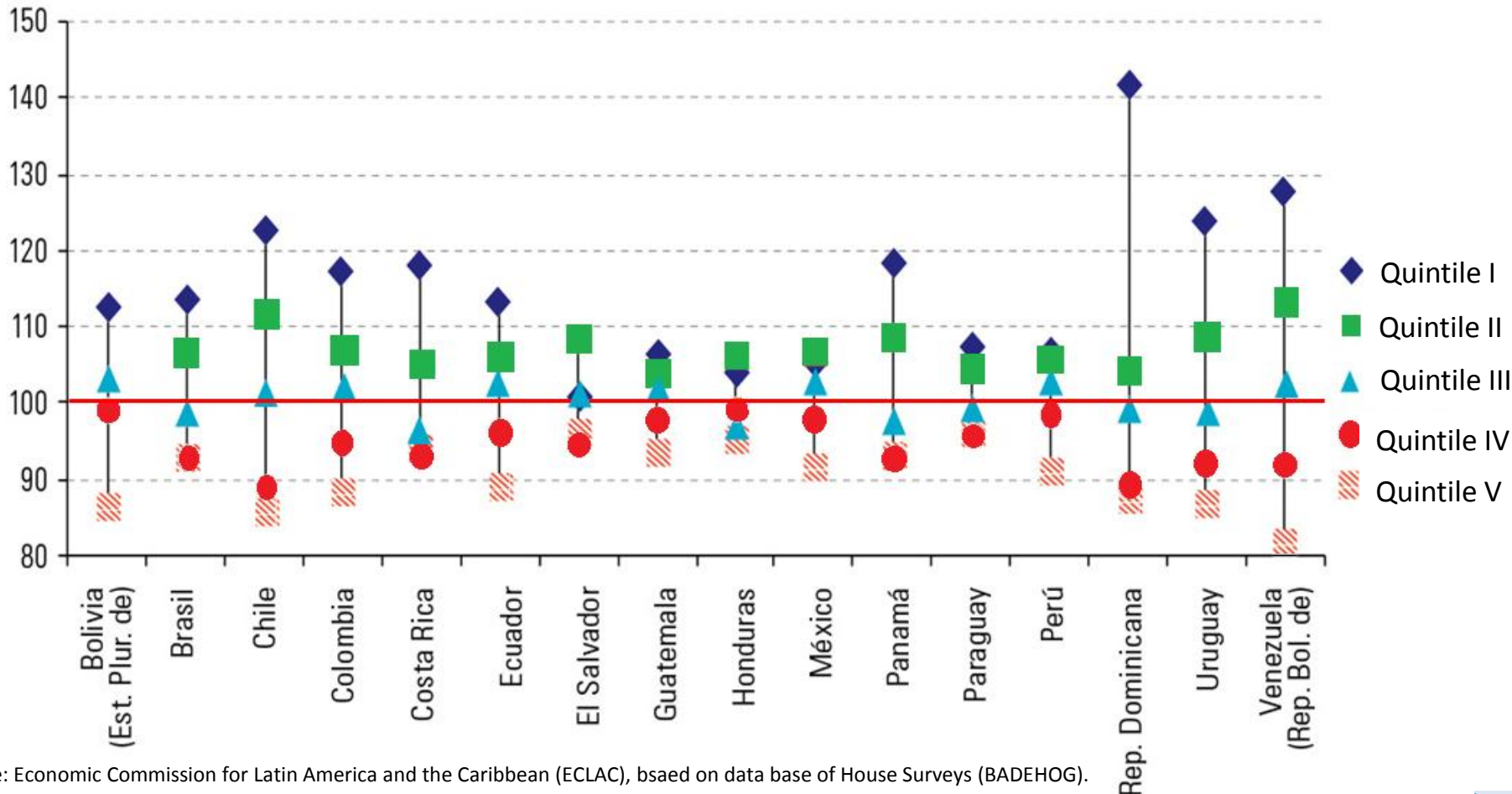
Prevalence of Hunger, 1990-2016 (Percentages)



Source: ECLAC, FAO, ALADI (2016) "Food and nutrition security and the eradication of hunger CELAC 2025: Furthering discussion and regional cooperation"

SDG 5: Women are overrepresented in lower income quintiles

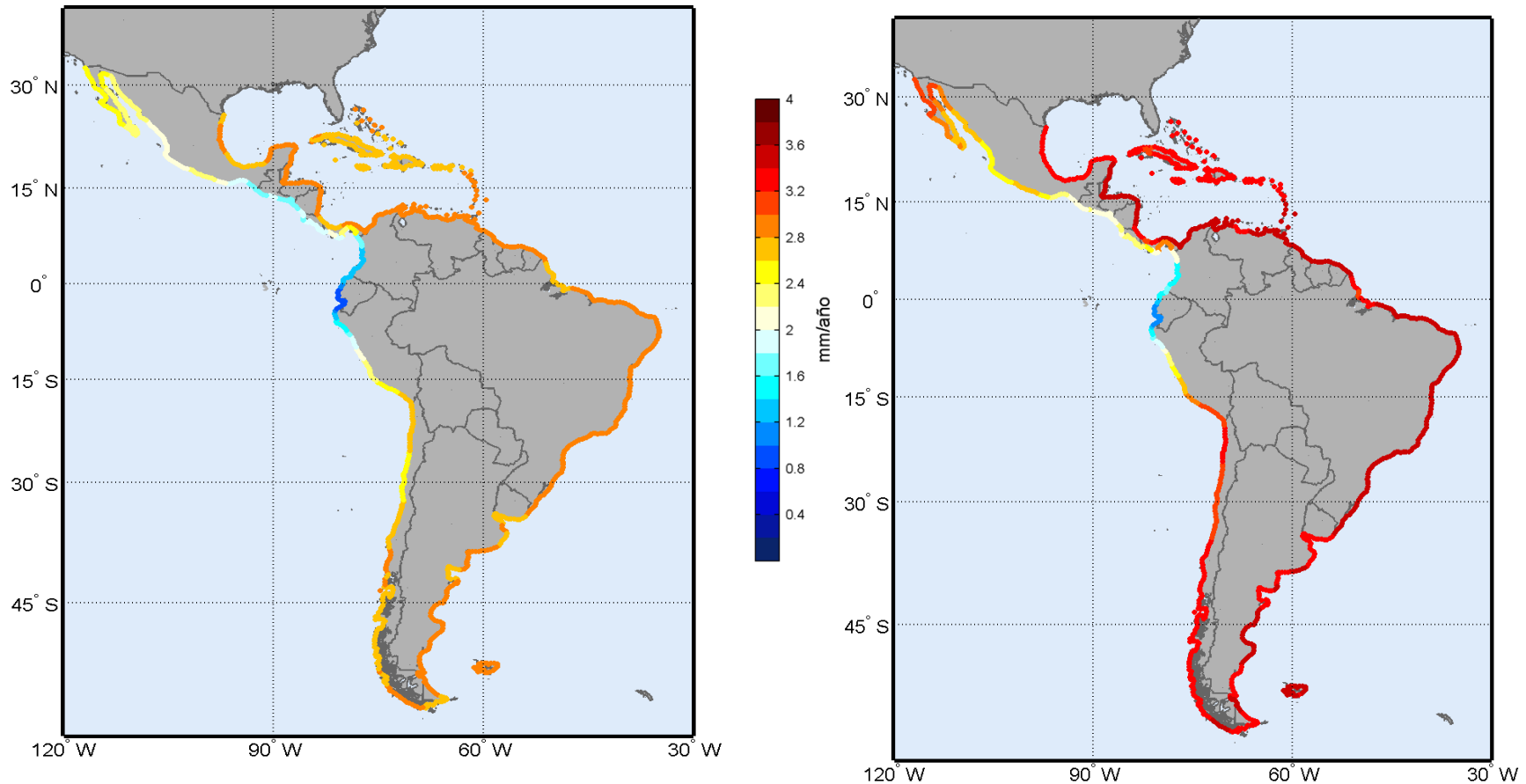
LATIN AMERICA (16 COUNTRIES): RELATIONSHIP BETWEEN MEN AND WOMEN (20-59 YEARS OLD) PER QUINTILE, WITH REGARDS TO THE RELATIONSHIP OBSERVED AT NATIONAL LEVEL, 2015



Source: Economic Commission for Latin America and the Caribbean (ECLAC), based on data base of House Surveys (BADEHOG).

SDG 14: Great vulnerability of coastal areas

Trends of medium sea level during 2010-2040 (left) and 2040-2070 (right)



Source: Economic Commission for Latin America and the Caribbean (ECLAC), on the basis of United Nations, *The Sustainable Development Goals Report 2016*, New York, 2016.

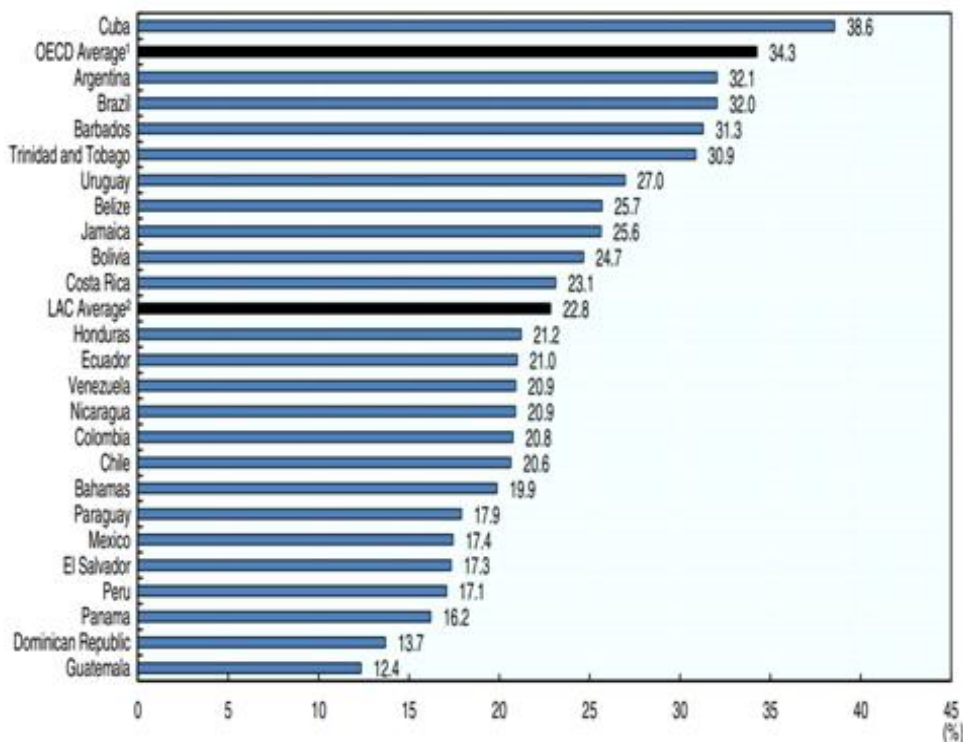
Question 3:
**Lessons learned, needs and gaps in
relation to the means of implementation,
in Latin America and the Caribbean**

A more complex global context

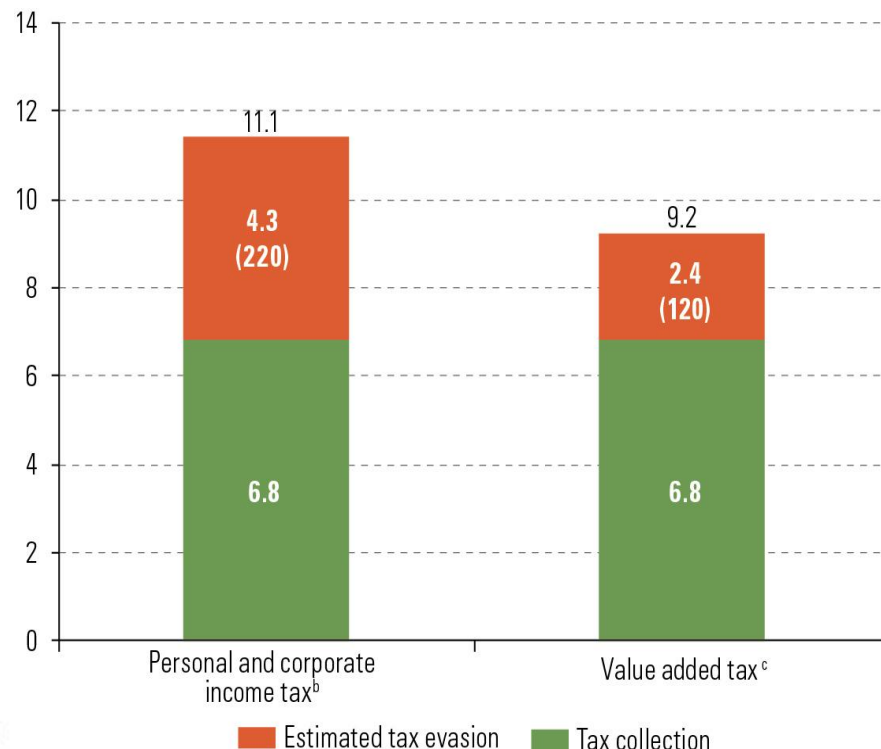
- The **world economy** is expanding but not as expected. Growth projections for 2017 are around 2.5%
- Upturn in growth in the **United States** (about 2.5% in 2017) *with positive impacts for remittances, tourism and trade in Mexico, Central America and the Caribbean*
- Fiscal imbalances and lack of competitiveness in the **Eurozone**, plus high unemployment and slow growth of 1.5% in 2017 *are acting as a drag on global trade*
- Slowdown in **China** to a growth of 6.5% in 2017
- **Great financial volatility**
- **The region is not growing enough: 1.1% of GDP for 2017**

Mobilizing public resources for the 2030 Agenda requires raising the tax burden, changing its structure and reducing evasion

RATIO OF TAX REVENUES TO GDP, 2015
(Total tax revenues as a percentage of GDP)



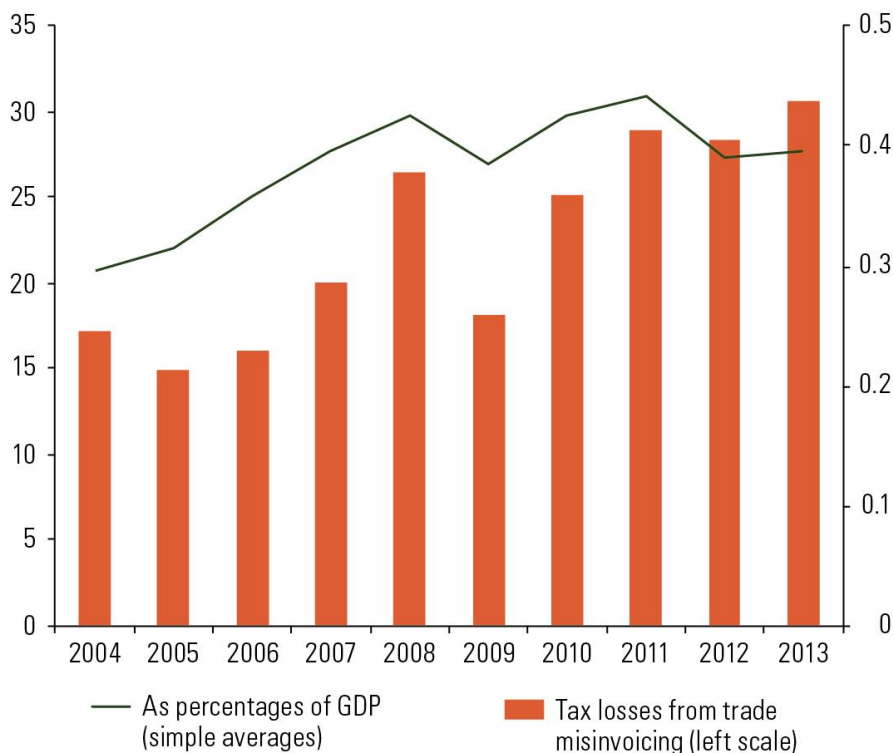
Latin America: tax collection and estimated evasion, 2015
(Percentages of GDP and billions of dollars)



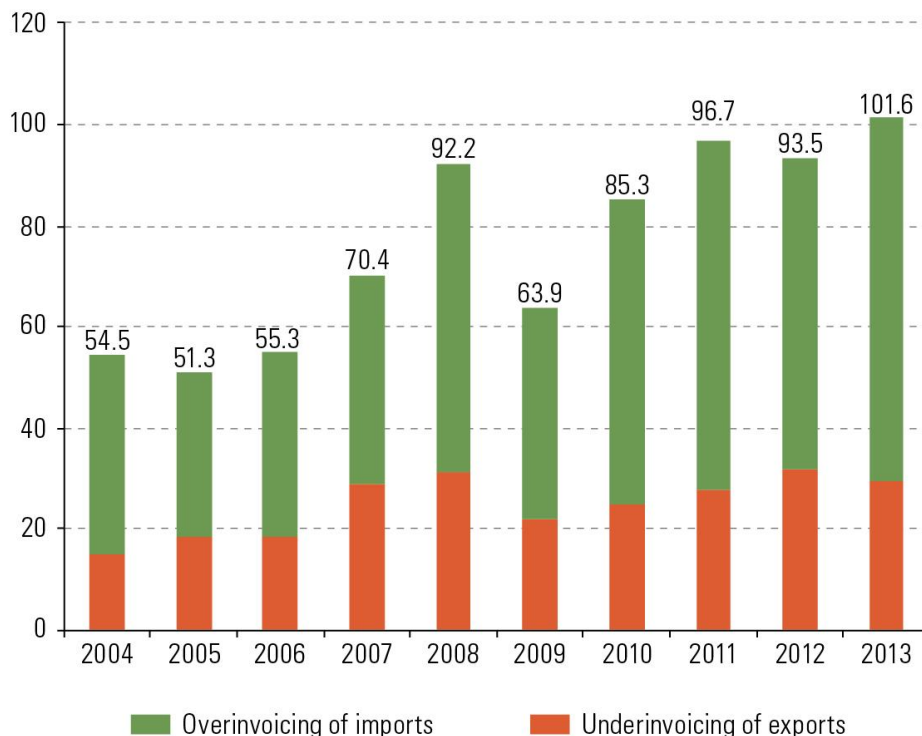
Source: OECD/ECLAC/CIAT/IDB (2017), *Revenue Statistics in Latin America and the Caribbean 2017*, OECD Publishing, Paris. [online] http://dx.doi.org/10.1787/rev_lat_car-2017-en-fr

Illicit financial flows must be significantly reduced

Latin America and the Caribbean: tax losses associated with trade misinvoicing, 2004-2013
(Billions of dollars and percentages of GDP)



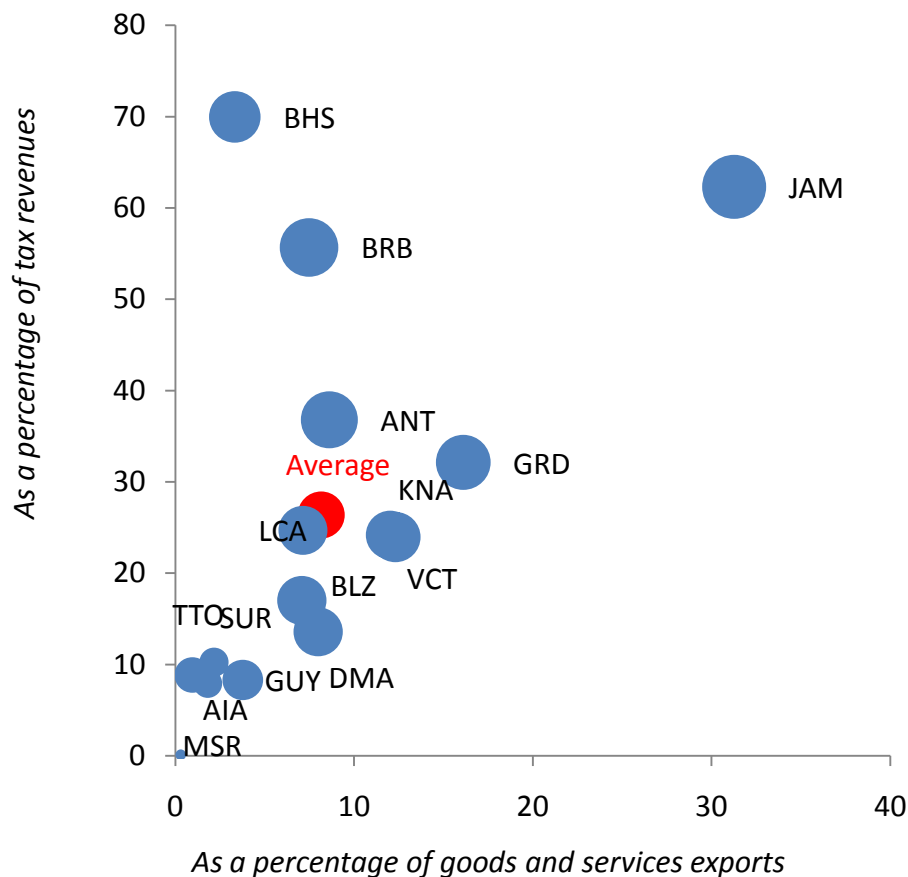
LATIN AMERICA AND THE CARIBBEAN: ESTIMATED VALUE OF TRADE MISINVOICING, 2004-2013
(Billions of dollars)



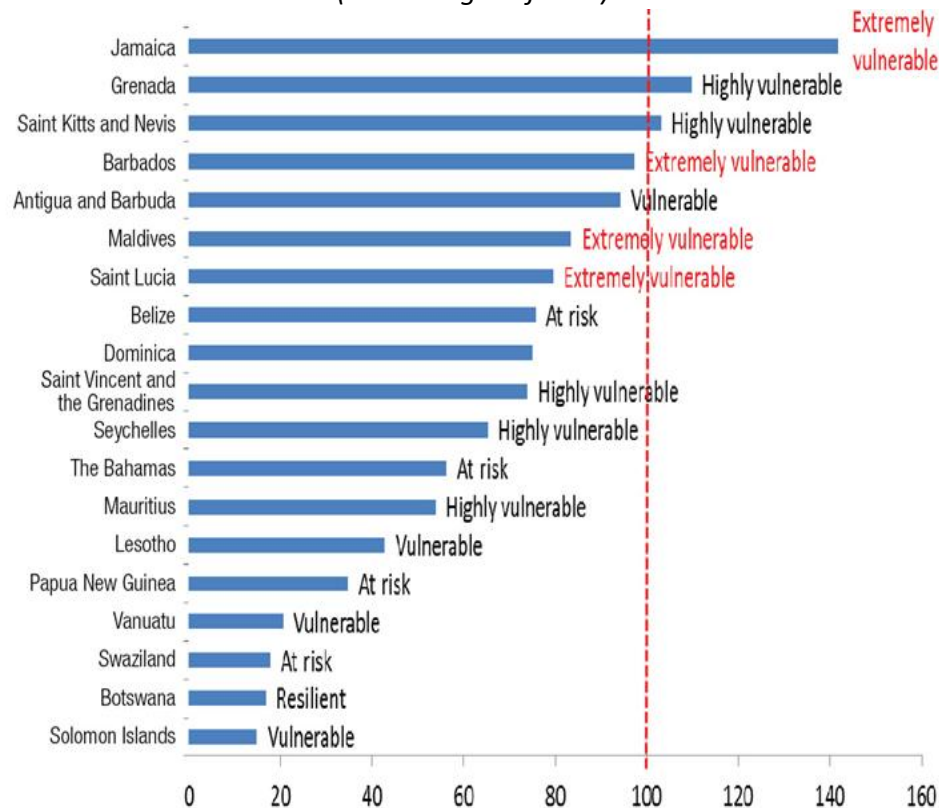
Source: ECLAC.

Public debt servicing requirements severely limit Caribbean countries' fiscal space and potential to achieve the SDGs

THE CARIBBEAN: PUBLIC DEBT SERVICE BURDEN, 2014



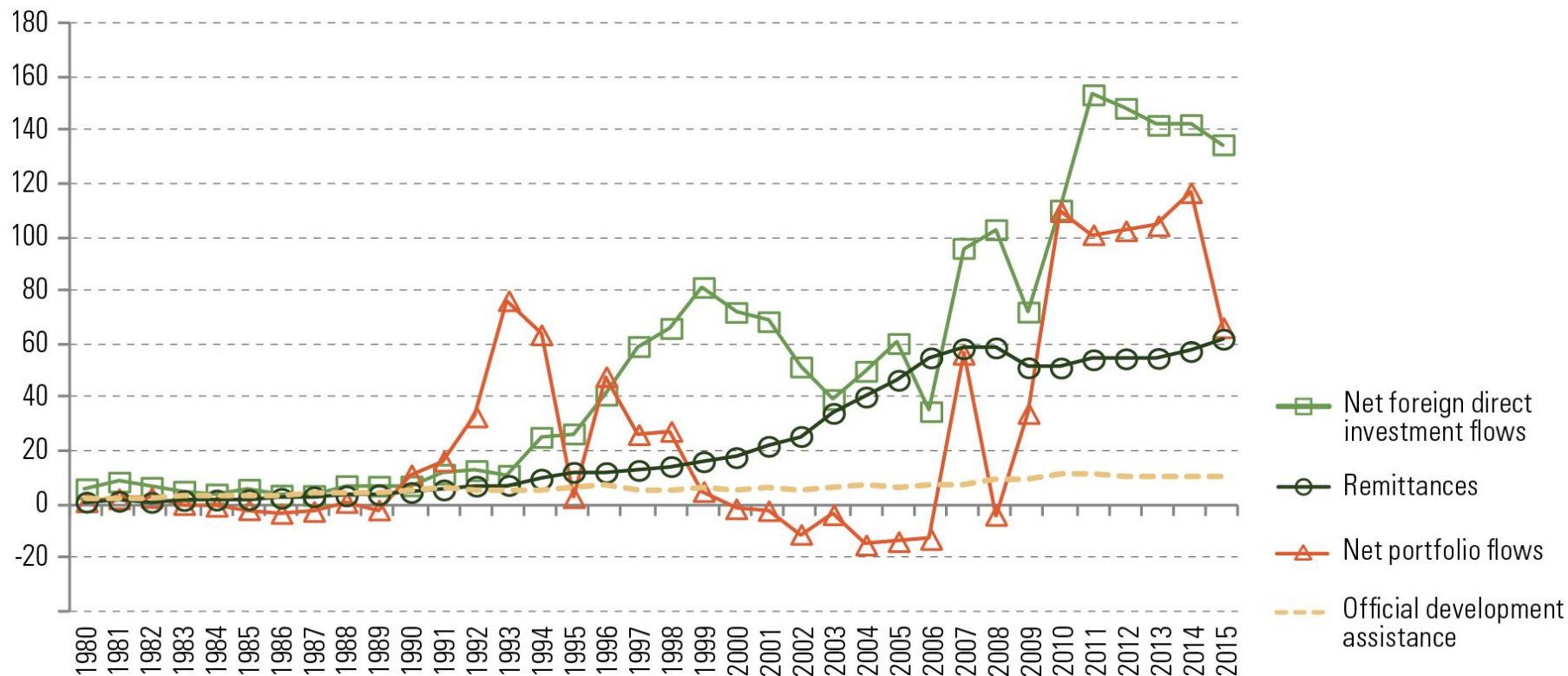
SMALL STATES: PUBLIC DEBT AND ENVIRONMENTAL VULNERABILITY, 2013
(Percentages of GDP)



Source: IMF(2016) World Economic Outlook, UNEP Environmental Vulnerability Index 2000.

FDI and migrant remittances have become the fastest-growing component of financial flows

LATIN AMERICA AND THE CARIBBEAN: MAIN EXTERNAL FINANCING FLOWS, 1980-2015
(Millions of dollars)



Source: ECLAC, on the basis of CEPALSTAT for foreign direct investment (FDI) and portfolio flows; and World Bank, World Development Indicators for remittances.

Our region is far behind in knowledge generation and innovation

SHARE OF WORLD PATENT APPLICATIONS
(Percentages)

	1990	2000	2012
Developed countries ^a	87,3	75,2	52,4
Rest of the world	12,7	24,8	47,8
China	1,0	3,8	27,8
Republic of Korea	2,6	7,4	8,0
Latin America and the Caribbean	1,9	3,5	2,5

Source: World Intellectual Patent Organization (WIPO).

^a Includes Europe, United States and Japan.

What to do?

- Reinvigorate intraregional trade
- Attract FDI towards non-extractive sectors which favors links with local and regional suppliers
- Promote the Trade Facilitation Agenda
- Diversify, promote industrialization and innovation, and increase local and regional content of production and exports
- Regional coordination of fiscal policies and exchange-rate policies
- Act jointly for a better global and regional governance on financial issues

In short: to implement the 2030 Agenda

- Global, regional and national governance:
 - production of global public goods
 - reduction of power asymmetries in the global governance of monetary, financial, trade, technological and environmental matters
 - institutional cooperation and coordination within and between countries
 - development of low-carbon regional production chains
- Build the SDGs into national development plans, budgets and business models.
- Measure what we collectively decide: new indicators
- Means of implementation: financing, technology, fair trade and access to information.
- Intersectoral and inter-institutional coordination and participation of all stakeholders, including business and civil society.

Coalitions between State, market and citizens



UNITED NATIONS

ECLAC

www.eclac.org