



# Economic and Social Council

Distr.: General  
23 April 2020

Original: English

---

**2020 session**

25 July 2019–22 July 2020

Agenda item 6

**High-level political forum on sustainable development,  
convened under the auspices of the Economic and  
Social Council**

## **Progress report on the 10-Year Framework of Programmes on Sustainable Consumption and Production Patterns**

**Note by the Secretary-General**

### *Summary*

The Secretary-General transmits herewith the progress report on the 10-Year Framework of Programmes on Sustainable Consumption and Production Patterns, prepared by its secretariat, the United Nations Environment Programme, on behalf of the Board of the Framework, pursuant to General Assembly resolutions [67/203](#), [68/210](#), [69/214](#) and [70/201](#). The report builds on the series of annual reports submitted over the years, the most recent of which is [E/2019/64](#). The objective of the report is to inform Member States and stakeholders about progress in the implementation of the 10-Year Framework and the “One Plan for One Planet” strategy 2018–2022, and to highlight key outputs and outcomes under each of the main objectives of the strategy. The report is hereby submitted through the Economic and Social Council for the consideration of the high-level political forum on sustainable development in 2020.



## I. Sustainable consumption and production and the decade of action

1. With just 10 years to go to deliver on the 2030 Agenda for Sustainable Development, shifting the global economy to sustainable consumption and production during the decade of action and delivery for sustainable development is critical to achieving the Sustainable Development Goals.
2. As a global health crisis grips the planet, it is becoming ever more clear that humanity is placing too many pressures on the natural world, with accelerating consequences. The Secretary-General has launched a coronavirus disease (COVID-19) plan,<sup>1</sup> highlighting that “now is the time to redouble our efforts to build more inclusive and sustainable economies and societies that are more resilient in the face of pandemics, climate change and other global challenges”.<sup>2</sup>
3. The unsustainable practices of consumption and production that prevail throughout much of the world today are a key driver of the three major environmental crises that it currently faces: climate change, biodiversity loss and pollution. These three environmental crises pose a serious threat to the well-being and prosperity of all people and put at risk the food, air and water shared by all and the materials and resources upon which societies, economies and nations are built, and upon which livelihoods, families and communities depend. The Sustainable Development Goals cannot be achieved if policies and practices driving unsustainable consumption and production are continued.
4. The One Planet network implements the 10-Year Framework of Programmes on Sustainable Consumption and Production Patterns and is a formally designated implementation mechanism for Sustainable Development Goal 12: ensuring sustainable consumption and production patterns. As a global, multi-stakeholder partnership comprising national and local governments, civil society, businesses, scientific and technical organizations and international organizations, the One Planet network leads the shift to sustainable consumption and production by setting the agenda and raising awareness of the issue, as well as providing tools, knowledge and solutions to deliver on Goal 12. The One Planet network provides a platform for collaboration and amplification among the global sustainable consumption and production community with more than 700 partners.
5. This leadership was broadly recognized by Member States during the fourth session of the United Nations Environment Assembly.<sup>3</sup> Through its ministerial declaration and resolutions, the Assembly, the world’s highest-level decision-making body on the environment, with a universal membership of all 193 Member States, established sustainable consumption and production as a priority.
6. Through the ongoing implementation of the One Plan for One Planet strategy 2018–2022,<sup>4</sup> launched at the high-level political forum on sustainable development held in 2018, the One Planet network supports countries to deliver on Goal 12 through four strategic objectives, which are summarized in figure I. The strategy provides a clear way forward to implement Goal 12 and enables the collaborative and cohesive use of the diverse strengths of the network.

---

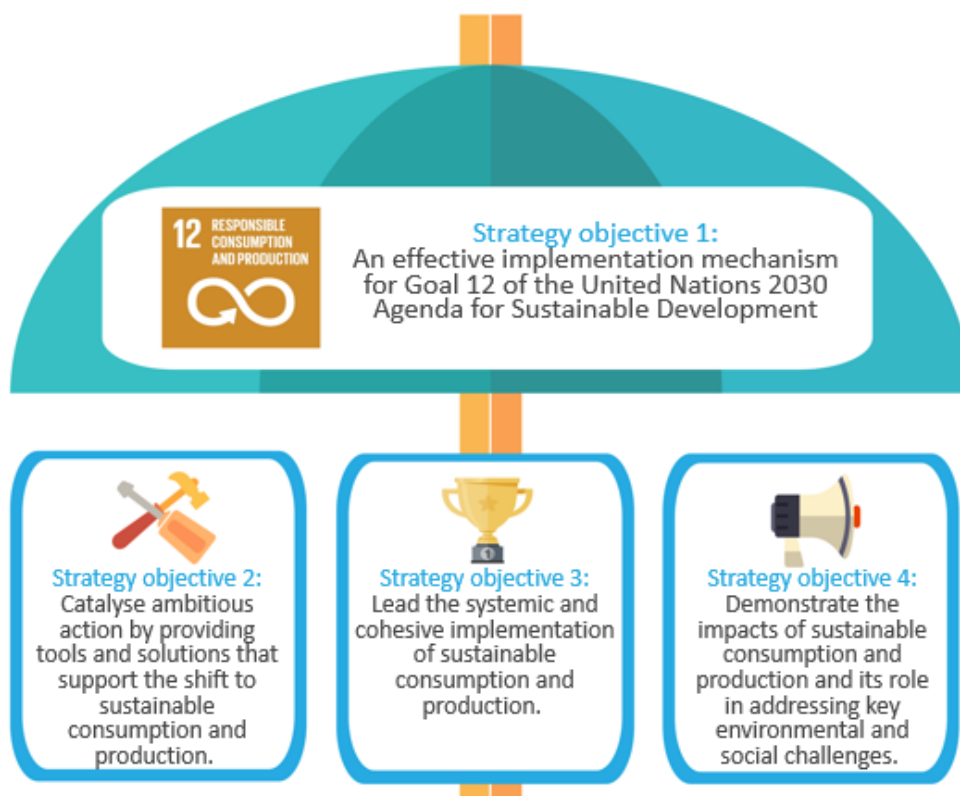
<sup>1</sup> United Nations, “Shared responsibility, global solidarity: responding to the socio-economic impacts of COVID-19”, March 2020.

<sup>2</sup> See [www.un.org/sg/en/content/sg/articles/2020-04-02/recovery-the-coronavirus-crisis-must-lead-better-world](https://www.un.org/sg/en/content/sg/articles/2020-04-02/recovery-the-coronavirus-crisis-must-lead-better-world).

<sup>3</sup> See <https://environmentassembly.unenvironment.org/about-united-nations-environment-assembly>.

<sup>4</sup> Available at [https://spaces.oneplanetnetwork.org/system/files/strategy\\_one\\_planet.pdf](https://spaces.oneplanetnetwork.org/system/files/strategy_one_planet.pdf).

Figure I  
**Leading the shift to sustainable consumption and production: objectives of the One Plan for One Planet strategy, 2018–2022**



7. Through its six accelerator programmes – Sustainable Public Procurement, Sustainable Buildings and Construction, Sustainable Tourism, Sustainable Food Systems, Consumer Information, and Sustainable Lifestyles and Education (see annex I) – and the active participation of its stakeholders, the One Planet network fosters integrated and systemic approaches to support the mainstreaming and implementation of sustainable consumption and production, securing the active participation of governments, entities of the United Nations system, the private sector and civil society, providing a platform for collaboration on key emerging issues.

8. The One Planet network also comprises the national focal points of the 10-Year Framework, officially designated government representatives in 140 countries who anchor sustainable consumption and production into national frameworks and undertake the reporting on Sustainable Development Goal target 12.1 by mapping policies and country priorities that advance sustainable consumption and production.

9. In the present report, key activities in the implementation of the One Plan for One Planet strategy in 2019 are set out. The report was prepared by the secretariat of the 10-Year Framework – the United Nations Environment Programme (UNEP) – on behalf of its Board (see annex II), in cooperation with the programmes. It is submitted pursuant to General Assembly resolution 70/201, in which it was decided that the Economic and Social Council would receive reports from the Board and the secretariat for consideration at the meetings of the high-level political forum on sustainable development, held under the auspices of the Council.

## II. The One Planet network: an implementation mechanism for Sustainable Development Goal 12

10. Monitoring the shift to sustainable consumption and production is critical to identifying emerging trends and strategic gaps, demonstrating and showcasing the benefits of sustainable consumption and production to build greater momentum for change, and guiding and supporting the implementation of policies and practices. The One Planet network tracks progress in the shift to sustainable consumption and production through annual reporting on the Indicators of Success, the network's monitoring and reporting framework. The framework is fully aligned to relevant Sustainable Development Goal indicators and includes the official reporting of Member States on the implementation of the 10-Year Framework at the national level, as set out in target 12.1 of the Sustainable Development Goals. The results set out in the present report stem from activities implemented in 2019 by partners of the network and from the policies and implementation activities officially reported by Member States under indicator 12.1.1. Data results are contextualized using the latest science available as a basis to identify key points of intervention and to inform action.

11. In 2019, 945 activities were reported across the network: 34 per cent were policy instruments and related implementation activities reported under indicator 12.1.1 and 66 per cent were implementation activities of partners of the network. This amount of activities, higher than in any previous year, constitutes a stable trend in the growth of reporting and demonstrates the ongoing commitment of national focal points, programmes and their partners to provide data on the implementation of sustainable consumption and production and Goal 12.

### Identifying emerging trends on sustainable consumption and production

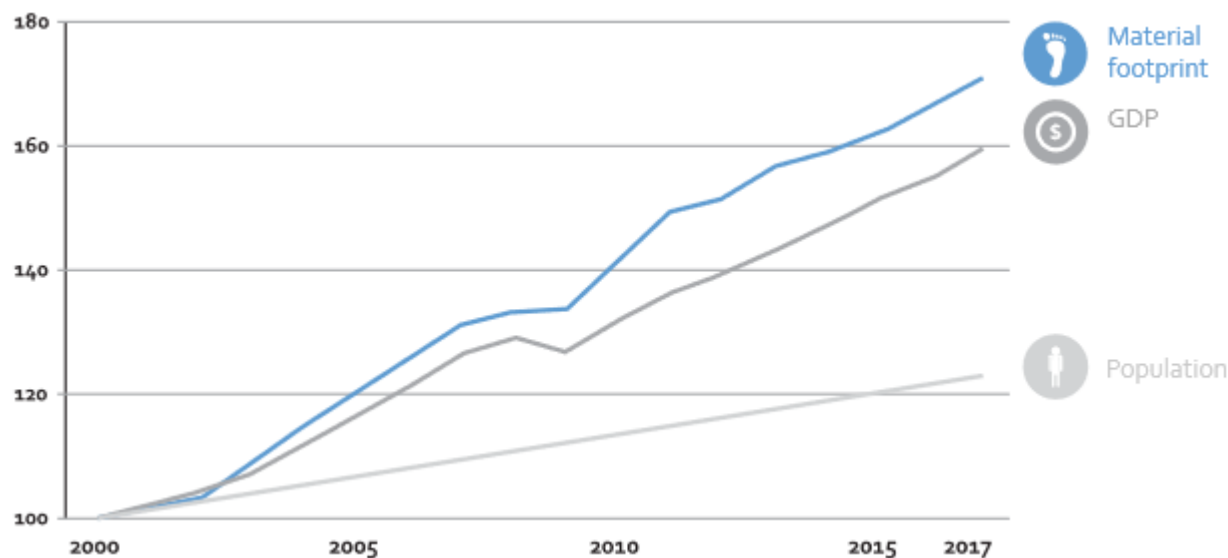
12. Goal 12.2 on sustainable resource management is on a long-term trend in the wrong direction. Globally, ever-increasing amounts of natural resources are used to support our economic activity, and the efficiency with which resources are used remains unchanged. The world has therefore not yet seen the decoupling of economic growth from environmental degradation.<sup>5</sup> Indicators under Sustainable Development Goal targets 12.2 and 8.4 on material footprint (materials extracted throughout global supply chains to meet the importing country's demand) and domestic material consumption (materials being used within a country) continue to rise at the global level and are projected to increase significantly in the long term (see figure II). In addition, the use of natural resources and the related benefits and environmental impacts are unevenly distributed across countries and regions. Perpetuating current modes of production and consumption, and the current levels of inequality associated with them, threatens the achievement of the entire 2030 Agenda.<sup>6</sup>

---

<sup>5</sup> United Nations, *The Sustainable Development Goals Report 2019*.

<sup>6</sup> United Nations, *Global Sustainable Development Report 2019: The Future is Now – Science for Achieving Sustainable Development* (2019).

Figure II  
Population, material footprint and gross domestic product growth index, 2000–2017



Source: United Nations, The Sustainable Development Goals Report, 2019.

Note: Baseline, 2000 = 100.

Abbreviation: GDP, gross domestic product.

13. Reversing this negative trend requires transforming how natural resources are used and managed in our socioeconomic systems by addressing the drivers of unsustainable consumption and production, while also putting in place the building blocks for new alternatives to take root. Most of the drivers and new alternatives are socioeconomic in nature, which illustrates the need to address the use of natural resources and the full cost of their related impacts and negative externalities through national fiscal and economic policy instruments. Data on sustainable consumption and production policies reported in 2019 under indicator 12.1.1 indicate that the socioeconomic nature of Goal 12 has been acknowledged. Some 70 per cent of the total number of reported policy instruments are considered relevant to other Goals with socioeconomic objectives, including Goal 9 on industry, innovation and infrastructure and Goal 8 on decent work and economic growth. Despite the relevance of policy instruments to Goals with socioeconomic objectives, only 10 per cent of reported policies are led by a ministry of economic development, financing, planning or trade and industry or by a high-level political body. This point is illustrated both by macropolicies and by sectoral policies, whereby, for instance, only 3 out of 25 policies on sustainable public procurement are led by ministries with economic and financial portfolios. This fact signals a siloed approach, mostly driven within environmental portfolios through stand-alone sustainable consumption and production action plans and sectoral policies. Similarly, the economic and social dimensions are not reflected in the targets and impacts of the reported policies under indicator 12.1.1, which suggests a disconnect between the goals of policies, and their means of implementation and measurement.

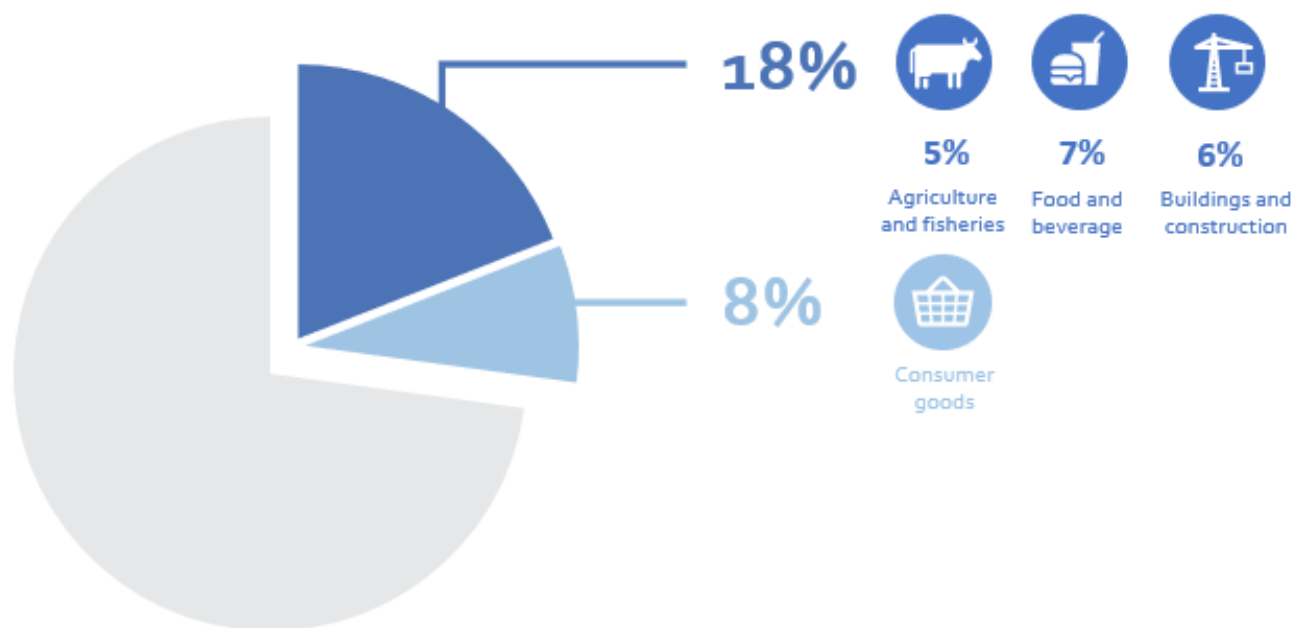
14. While these gaps remain, opportunities to accelerate action and achieve transformative pathways have also been identified. First, the sectors of agriculture, food and beverage, and construction accounted for nearly 70 per cent of the world's total material footprint in 2015 and therefore can be potential game changers in reducing material footprint. The sectors are being addressed both through sustainable consumption and production policies under indicator 12.1.1 and through implementation activities by programmes and partners across the One Planet network.

Almost one in five (19 per cent) policy instruments and network activities reported in 2019 were associated with these high-material footprint sectors, signalling that the network is well placed to leverage and support these sectoral policy priorities.

15. Second, it is fundamental that, in addressing Sustainable Development Goal targets 12.2 and 8.4, countries consider not only their production footprint, but also their consumption levels and their related consumption footprints along global value chains. The central role of addressing consumption practices is increasingly being recognized as a sectoral priority of sustainable consumption and production policies, with consumer goods being identified as the most frequently cited sector of policies reported in 2019 (9 per cent of the total of sectoral associations). Likewise, consumer goods is also among the predominant sectors linked to programme implementation activities in 2019 (see figure III).

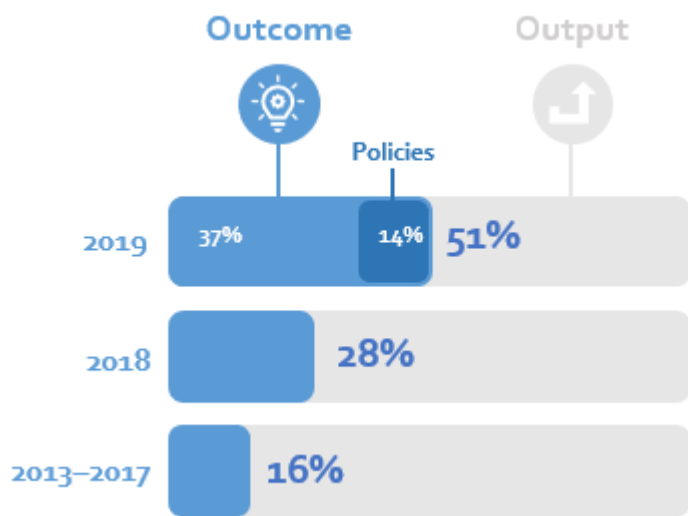
Figure III

**Sectors associated with sustainable consumption and production policies and implementation activities, 2019**



16. Finally, reporting trends in 2019 indicate a shift to outcome-oriented activities, signalling progress towards the implementation of policies, tools and solutions that result in concrete changes in practices. In 2019, programme outcome-level activities increased to 37 per cent of total activities, up from 28 per cent in 2018, and from 16 per cent for the period 2013–2017 (see figure IV). It is important to note that the growth trend continues to be driven by the Sustainable Tourism Programme, with increasing participation this year by the Consumer Information, Public Procurement, and Sustainable Lifestyles and Education programmes. The continued growth trend in outcome-level activities reported by the programmes and their partners was reinforced by the 226 policy instruments reported by Member States under indicator 12.1.1, contributing to the overall increase at the outcome level in 2019.

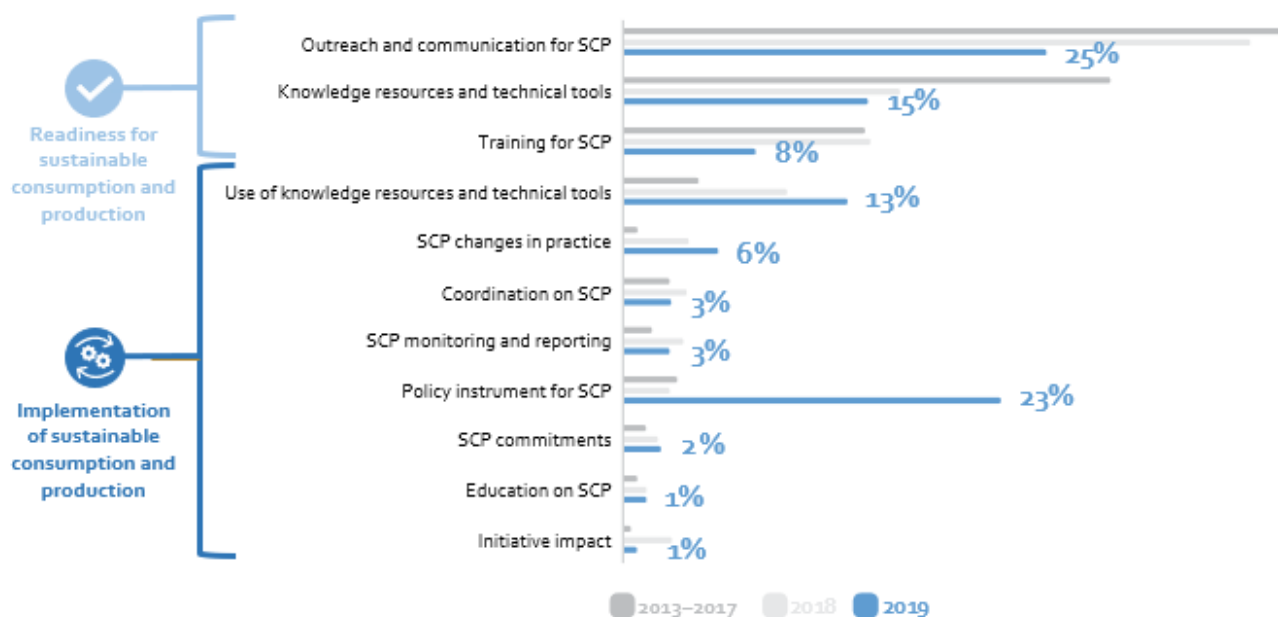
Figure IV  
Annual volume of reported outcome level indicators



17. Progress on the amount of activities reported at the outcome level is not equally distributed among indicators belonging to this category. A marked increase in the number of policy instruments and in the use of knowledge resources and technical tools are driving the trend (see figure V). The amount of changes in practice also continues to increase but is still modest when compared with its weight relative to the total amount of reported activities. Changes in practice are still a small percentage (6 per cent) of the total number of reported activities, indicating an opportunity for improvement in identifying tangible solutions that result in concrete and measurable sustainability impacts.

Figure V  
Activities implemented by type of indicator in 2019 compared with 2018, and 2013–2017

(Percentage)



Note: Percentages are rounded to the nearest integer, accounting for variance in bar lengths.

Abbreviation: SCP, sustainable consumption and production.

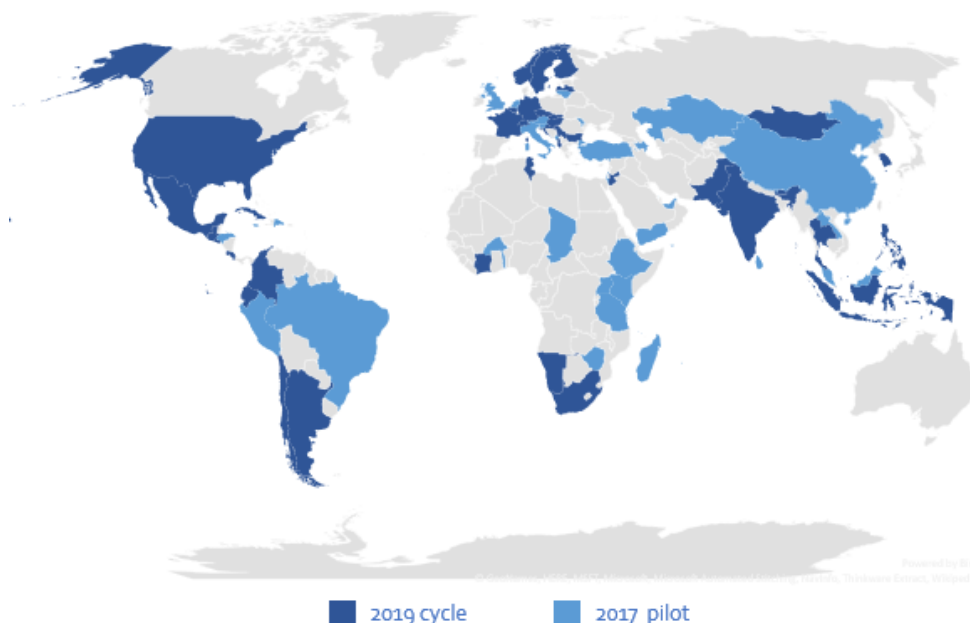
### Supporting national implementation of Goal 12

18. While 50 per cent of all Sustainable Development Goal indicators are now classified as tier I – meaning that the indicators for measuring the achievement of the goals are conceptually clear, have internationally established methodologies or standards and have data being reported on them regularly – Goal 12 is falling behind. Only 25 per cent of the indicators under Goal 12 are classified as tier I, with 75 per cent remaining tier II or III. This means that either their methodology is still under development or that the indicators are yet to be consistently tracked by countries. Together with Goal 13, Goal 12 is among the Goals with the highest percentage of indicators still classified as tier III, namely 33 per cent as of December 2019. Thus, there is a clear information gap to comprehensively assess the challenges, measure the progress and identify the most appropriate solutions to achieve Goal 12. The One Planet network is supporting countries to bridge the Sustainable Development Goal data gap and implement Goal 12 by collaborating with United Nations custodian agencies on the development of the Goal 12 hub.

19. Reporting on Sustainable Development Goal indicator 12.1.1 on the number of countries with sustainable consumption and production national action plans or with sustainable consumption and production mainstreamed as a priority or a target into national policies took place in accordance with the approved methodology and in line with the approved cycle in 2019. Member States had access to an online reporting tool, structured to allow for integrated analysis of the official indicator 12.1.1 policy data, with the sustainable consumption and production implementation data reported by the partners in the programmes of the One Planet network.

20. In 2019, 43 countries and the European Union reported on at least one national policy instrument that contributed to sustainable consumption and production, bringing to 80 the number of those that have shared information since the 2017 indicator 12.1.1 pilot reporting (see figure VI).

Figure VI  
Countries reporting on indicator 12.1.1, 2017 and 2019





21. In 2019, reporting countries shared information on 226 policy instruments and 94 activities contributing to their implementation (a total of 320 items reported). Out of the 43 reporting Member States, 35 reported on one policy instrument, while others reported multiple policies and implementation activities.<sup>7</sup> The new data can help guide and support the implementation of new and current policies. Some of the main findings stemming from their analysis include:

(a) Most of the reported policies under indicator 12.1.1 were recently adopted, with current political will and momentum behind sustainable consumption and production evidenced by their high implementation rate. The majority of the policies were adopted between 2012 and 2019, with 2016 and 2019 being the peak adoption years. Most of the policies, 81 per cent of the total, are already under implementation;

(b) Overarching policy frameworks, such as national sustainable development strategies, represent only 14 per cent of all policies reported. The majority of policy interventions are either sectoral or stand-alone plans for sustainable consumption and production, hindering the potential to integrate sustainable resource use into national economic and development planning. More needs to be done to prioritize policy coherence, overcome sectoral silos and align existing policies and regulations towards achieving Goal 12, which is systemic in nature and therefore highly interlinked across sectors;

(c) A growing number of policies are related to sustainable public procurement (11 per cent of the 2019 total), reported by 16 countries across all regions,<sup>8</sup> which indicates that public procurement is understood by Governments as a powerful instrument to trigger market transformation and achieve sustainable consumption and production. The instruments, criteria and tools used in procurement practices, however, are often complex and lacking a standard methodology that can be tailored to different contexts. Given that public procurement is regulated and strictly applied by public administrations, evaluating the different measures and their impacts could greatly contribute to identifying effective sustainable consumption and production solutions and adapting them to different contexts;

(d) Waste is becoming increasingly relevant in sustainable consumption and production policies, accounting for 8 per cent of the total of the sectoral associations of policies reported in 2019. Data indicate that the rise is linked to the increase of circular economy approaches, which are bringing attention to the issue, even if they go beyond waste management;

(e) Only a minority of reported policies have quantifiable targets or measured impacts (26 per cent of the total). Science-based evidence and empirical data on policy impacts are both crucial to ensure effective action on sustainable consumption and production. The limited data availability on the rates at which implementation progress is being made impedes the identification of successful practices and of the scale and scope of action required.

22. In addition, the sustainable consumption and production policy data collected on indicator 12.1.1 also helped to identify and prioritize the type of support that Member States need and that the One Planet network is positioned to provide. The relevant types of support highlighted by Governments include:

<sup>7</sup> Out of 44 countries reporting, 7 represented 55 per cent of all policies and 69 per cent of implementing activities reported (Belgium, Bulgaria, Germany, Hungary, Mexico, Philippines and Sweden).

<sup>8</sup> Belgium, Bulgaria, Costa Rica, Cuba, Ecuador, Germany, Hungary, Indonesia, Latvia, Mexico, Norway, Philippines, Slovakia, Republic of Korea, Sweden and Tunisia.

- (a) Illustrating the benefits of implementing policies and activities through inspiring and replicable examples;
- (b) Developing, organizing and disseminating expertise and tools that have been used to inform implementation;
- (c) Providing guidance on policy coherence and how to overcome standard institutional and technical barriers.

Through the ongoing implementation of the One Plan for One Planet strategy, the programmes and their partners are supporting countries on those three fronts.

### **Strengthening coordination across the United Nations development system**

23. The United Nations development system has a key role to play in supporting countries in delivering on the 2030 Agenda, in particular in supporting those Goals that are lagging behind and on negative trends, such as Goal 12. The magnitude of the task that has been set in Goal 12 requires strong partnership across the United Nations development system. Each entity brings complementary expertise and skills to the various facets of sustainable consumption and production and Goal 12.

24. United Nations development reform presents opportunities to strengthen the coherence of the United Nations support on Goal 12, in particular concerning: (a) the development of a strategic United Nations system-wide approach; (b) the common country analyses and the development of the United Nations Sustainable Development Cooperation Frameworks, the main strategic instrument to respond to national needs and priorities; and (c) the reinvigorated resident coordinator system that ensures a strengthened coherence and coordination of the United Nations system in support of the Goals.

25. In 2019, the United Nations entities active in the One Planet network pursued the implementation of the five recommendations set out in the report entitled “One UN for one planet: inputs to the review of Sustainable Development Goal 12”, namely: (a) mainstream Goal 12 in the United Nations development system; (b) strengthen in-country support and coordination; (c) facilitate the streamlining of efforts to monitor progress on Goal 12 targets and indicators; (d) place Goal 12 on the agenda of United Nations entities at the highest levels; and (e) establish a One Planet multi-partner trust fund for Goal 12.

26. In relation to placing Goal 12 on the agenda of the United Nations system and mainstreaming it in the United Nations entities, a high-level United Nations inter-agency meeting was held in Paris in May 2019 with the Assistant Secretaries-General of UNEP, the Food and Agriculture Organization of the United Nations (FAO), the United Nations Development Programme and the World Tourism Organization (UNWTO), together with representatives of the United Nations Human Settlements Programme (UN-Habitat), the United Nations Office for Project Services (UNOPS), the Sustainable United Nations facility and the Multi-Partner Trust Fund Office. Building on the existing inter-agency work for Goal 12, the participants agreed on a number of key action points to jointly mobilize political and financial support for Goal 12. While the high-level meeting was promising, the changes in leadership in many of the partner entities has limited the follow-up through the rest of the year.

27. The methodology and data gap on Goal 12 presents an opportunity for United Nations entities to engage in a coordinated and streamlined approach for the related indicators and reporting processes. In 2019, extensive work was undertaken to develop a concept for coordinating and streamlining the global reporting processes on Goal 12 indicators. With the objective of improving the accessibility and understanding of the Goal by reporting entities in national Governments, the Goal 12

hub concept note was developed. The process involves a collaboration between responsible offices in the custodian entities of Goal 12 indicators (UNEP, FAO, UNWTO and the United Nations Educational, Scientific and Cultural Organization) and One Planet network partners. The Goal 12 hub is conceptualized as a one-stop shop, offering access to all official reporting, metadata, guidance material, information and solutions for Goal 12 in one place.

28. Following the establishment of the multi-partner trust fund for Goal 12 in 2018, the fund received its first pledges in late 2019, which enabled the activation of the fund to be envisaged for 2020. However, despite the magnitude and urgency of the task on Goal 12, funding for the Goal continues to be very limited. Goal 12 is consistently recognized as underresourced, significantly hindering its progress and implementation. This situation calls for a strengthened and concerted role to be played by the private sector, the public sector and financial institutions in unlocking the required financial flows.

29. While efforts in pursuing strengthened United Nations system support are ongoing, it is also clear that reversing current negative trends on Goal 12 will require the United Nations development system to dramatically step up its support. The establishment of a dedicated United Nations inter-agency coordination mechanism on Goal 12 at the level of executive heads would strengthen the coherence of United Nations support to “Delivering as one” on Goal 12.

### **III. Providing and facilitating the application of tools and solutions that support the shift to sustainable consumption and production**

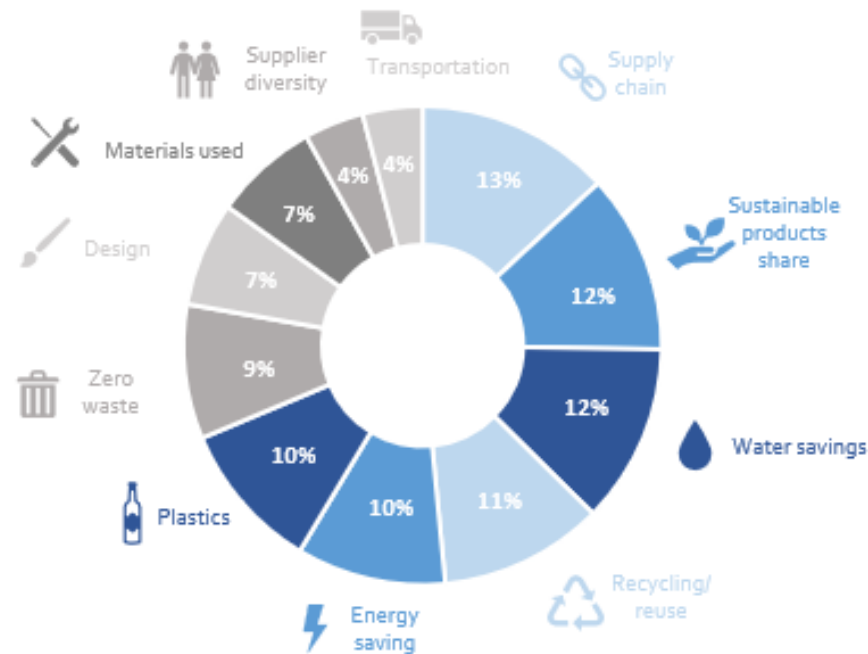
30. Responding to the three main types of support highlighted by Member States in their indicator 12.1.1 reporting, the support provided by programmes of the One Planet network to stakeholders in implementing Goal 12 in countries is framed accordingly: identifying changes in practice that inspire and illustrate action, providing guidance on policy coherence and enabling implementation through the use of knowledge resources and technical tools.

#### **Changes in practices: inspire and illustrate action**

31. The adoption of new or improved practices offers tangible solutions for the shift to sustainable consumption and production. As highlighted by Member States through their indicator 12.1.1 reporting, identifying and promoting successful changes in practice for sustainable consumption and production is key to supporting policy implementation and offers entry points to measure impact and advocate for replicating and scaling up such changes. In 2019, a total of 302 changes in practice were implemented by 257 organizations and Governments, with some organizations implementing different changes simultaneously. That represents a significant increase compared to both 2018 and the period 2013–2017.

32. The adoption of new or improved practices has been led by actors in the tourism sector, both by civil society organizations and business. Overall, there is no one predominant type of change in practice being implemented, but the most common types are changes in the supply chain (13 per cent), the share of sustainable products (12 per cent) and water savings (12 per cent) (see figure VII).

Figure VII  
Changes in practice by type, 2019 results



33. As an example, following changes in practice regarding circularity, waste management, plastics, water use efficiency and energy-use efficiency, Costa Cruises, a partner of the Sustainable Tourism Programme, has reported significant results on all those impact areas. The company has reduced water consumption by 4.67 per cent and has increased its own water production, with 70 per cent of the water used on board produced through desalination. Fuel consumption has decreased through energy use efficiency, reducing the carbon footprint by 27.6 per cent. Single-use plastic items have been replaced with biodegradable, compostable or wooden alternatives. All waste is separated, with 63 per cent of aluminium, 22 per cent of plastic and 57 per cent of glass recycled.

34. The Wave of Change initiative<sup>9</sup> by Iberostar Group has set ambitious goals, such as making its operations single-use plastic free by 2020, being waste free by 2025 and carbon neutral by 2030, achieving 100 per cent responsible seafood consumption by 2025 and improving ecosystems health surrounding Iberostar properties by 2030. In 2019, Iberostar became the first hotel chain to be free of single-use plastics in all its hotel rooms globally (38,100 rooms in 120 hotels in 19 countries), removing 836 different plastic items and introducing 506 new product alternatives. Iberostar is a partner of the Sustainable Tourism Programme.

35. The War on Waste is an initiative of Pick n Pay Stores in South Africa, which is committed to significantly reducing its waste by 2020. The strategy focuses on preventing waste creation, supporting communities in need with food donations and reducing waste going to landfills. So far, the project has recycled 4,800 tons of waste and has achieved an 11.4 per cent reduction in the amount of food waste sent to landfills. In addition, energy efficiency measures have resulted in a 36.9 per cent decrease in energy use per square metre and a 6.4 per cent reduction in carbon dioxide

<sup>9</sup> More information on the initiatives and resources described in paras. 34–39, 45, 52, 53, 63–66 and 68 of the present report can be found on the website of the One Planet network: [www.oneplanetnetwork.org](http://www.oneplanetnetwork.org).

emissions per square metre. Pick n Pay is a partner of the Consumer Information Programme.

36. Low carbon cement (LC3), a new type of cement that blends limestone and calcined clay, is cost-effective and able to reduce the carbon dioxide emissions of cement production by up to 30 per cent. With cement production responsible for 10 per cent of global carbon dioxide emissions, the cement helps the buildings and construction sector combat climate change. Thus far, five Latin American and African cement companies have changed their practices towards production of the cement with an expected carbon dioxide reduction in 2020 of 100,000 tons. The Latin American Technology Resource Centre, the LC3 Network and Ecosur, a partner of the Sustainable Buildings and Construction Programme, provide technology consultancy, support and customized services for the implementation of practices related to production and use of the cement.

37. The Global Lead City Network on Sustainable Procurement enabled Buenos Aires to achieve its ambitious goal of changing to 100 per cent light emitting diode (LED) streetlights in 2019, becoming the first capital city in South America to achieve this goal and therefore reduce annual emissions by 54,000 tons of carbon dioxide equivalent. The change in practice also resulted in energy savings of more than 50 per cent, which implied a savings of 85,000 MW per year – the equivalent of energy used by 25,000 households per year. As one of the leaders of the Sustainable Public Procurement Programme, ICLEI – Local Governments for Sustainability acts as coordinator of the Global Lead City Network.

38. As illustrated in the UNEP report entitled *Transforming Tourism through Sustainable Procurement*, sustainable procurement can play a critical role in transforming tourism by scaling up the market of sustainable products and services in the sector, enabling the reduction of greenhouse gas emissions, reducing waste and increasing resource efficiency. As an example, by composting food waste, repurposing glass bottles and turning used packaging into construction materials, Soneva Resorts in Maldives has, as of 2017, recycled 90 per cent of its solid waste, saved 12,500 bottles from going to landfills, produced \$100,000 worth of vegetables in on-site gardens and generated a total revenue of \$340,000 in 2017 from cost savings in food procurement and construction. The report, launched in 2019 was developed by UNEP, a member of the Sustainable Tourism and Sustainable Public Procurement programmes.

39. The Florverde Sustainable Flowers certification is an independent standard for the floriculture industry that addresses the quality, labour conditions and environmental management of the production of flowers in Latin American countries. To date, more than 100 flower farms have been certified in Colombia and Ecuador. In 2019, 39 per cent of flower exports from Colombia, an equivalent of 94 thousand tons of flowers, were certified. Adapting the requirements from international social and environmental agreements to the reality of Latin American producers, the certification scheme fosters changes in practice to reduce energy and water consumption, carbon footprint and the use of polluting pesticides. It also addresses decent labour practices and conditions that have benefited almost 32,000 workers, 64 per cent of whom are head-of-household women. Furthermore, certification includes a unique system of sustainability indicators that allows certified companies to report and compare their performance month-to-month against industry averages. The certification scheme is led by Florverde, a partner of the Consumer Information Programme.

#### **Providing guidance on policy coherence and policy implementation**

40. In 2019, the One Planet network and its programmes developed and launched a series of strategic tools to support countries in the implementation of Goal 12.

41. In order to help policymakers and other stakeholders identify key sectors for policy interventions and resource management strategies, the One Planet network, the Life Cycle Initiative and the International Resource Panel jointly launched the hotspot analysis tool for sustainable consumption and production.<sup>10</sup> The tool, which is accessible online, provides data on the environmental and socioeconomic performance of 171 countries over the past 25 years, offering empirical evidence of “hotspots” where unsustainable consumption and production practices exist. The prototype version of the tool integrates data on raw material use, greenhouse gas emissions and climate change, air pollution and health, land use and biodiversity. The hotspot analysis tool also offers basic socioeconomic data at both the national level (gross domestic product, Human Development Index) and the sectoral level (added value, employment). The tool enhances the understanding of national trends on the decoupling of natural resource use from economic activity and human well-being, facilitating the use of the latest available science to inform action. Throughout 2019, the tool was broadly promoted among Member States and partners of the network through both information and capacity-building sessions.

42. The Sustainable Food Systems Programme launched the Collaborative Framework for Food Systems Transformation. The framework provides guidance to policymakers on their institutional set-up and policymaking processes, while elaborating on the role of other stakeholders to support Governments in managing food systems. It focuses on practical actions to implement food and agriculture policies through a holistic lens, connecting those sectors with others, such as health, trade, education and finance, and includes eight case studies that provide insight into how the principles and actions discussed in the publication have been implemented in practice. The Collaborative Framework contributes to the Programme’s objective to support countries to shift towards sustainable food systems and achieve the Goals.

43. The Consumer Information Programme collaborated on efforts to prepare the report entitled “*Can I Recycle This? A Global Mapping and Assessment of Standards, Labels and Claims on Plastic Packaging*”, which was produced by UNEP and Consumers International. In the report, the elements featured on plastic packaging to inform consumers about the recyclability, materials used in or disposal of plastic packaging are identified and assessed against the five fundamental principles of the *Guidelines for Providing Product Sustainability Information* of the Consumer Information Programme. In the report, published in early 2020, existing labels, claims and standards are identified and labels are evaluated in terms of whether they can be misleading or confusing to consumers, and good and bad practices are highlighted in terms of areas where action needs to be taken. The mapping also reveals that misconceptions do exist and, to address them, provides five key recommendations to improve the quality and credibility of consumer information on plastic packaging.

44. The Sustainable Public Procurement Programme leveraged its expertise to contribute to the UNEP-led development of the methodology for indicator 12.7.1. Since 2018, 52 experts from 40 different organizations and 31 different countries have taken part in the development process of the methodology. In 2019, 18 partner countries tested the implementation of the proposed composite index to measure the degree of implementation of sustainable public procurement policies, which led to the submission of the final methodology to the Inter-Agency and Expert Group on Sustainable Development Goal Indicators for the reclassification of the indicator, which will allow the collection of data on public procurement policies and action plans.

---

<sup>10</sup> Available at <http://scp-hat.lifecycleinitiative.org/>.

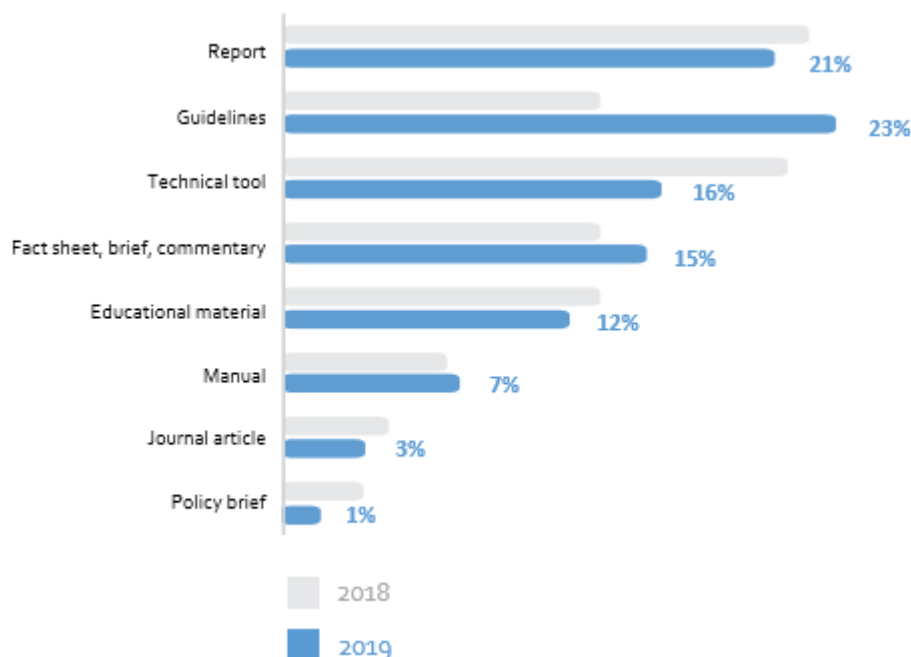
45. Finally, the Sustainable Lifestyles and Education Programme established the Global Search for Sustainable Schools. The nine partner countries<sup>11</sup> launched a search to identify schools with action plans to transition to sustainability in all spheres of the school environment. The best plans will receive grants for their implementation and will participate in international exchanges and workshops.

### Facilitating the application and use of knowledge and tools

46. In 2019, a total of 149 new knowledge resources and technical tools were developed by partners of the One Planet network, representing 15 per cent of the total number of activities in 2019 (see figure V). Compared to 2018, there has been a surge in the number of guidelines made available, while the number of reports and tools produced declined (see figure VIII).

Figure VIII

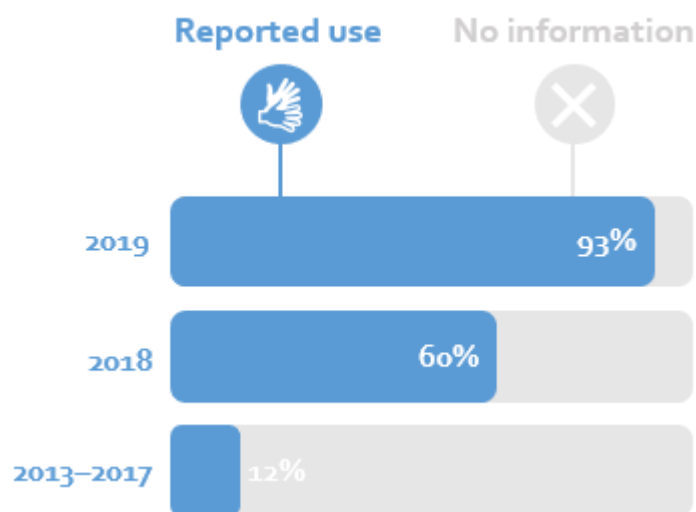
### Types of knowledge resources and technical tools implemented, 2019 results compared with 2018 results



47. Information on the use of technical resources has been provided for 93 per cent of the reported knowledge resources and technical tools, a marked increase from the 60 per cent reported in 2018 and the 12 per cent reported at the midterm, 2013–2017 (see figure IX). The new information enriches the network's understanding of how to foster the use of the tools, a need clearly identified in the One Plan for One Planet strategy.

<sup>11</sup> Brazil, Cambodia, Kyrgyzstan, Namibia, Philippines, South Africa, Suriname, Uganda and Viet Nam.

Figure IX  
**Percentage of knowledge resources and technical tools that reported an occasion of use, 2019 results compared with 2018 results**



48. The use of the tools and guidelines has been facilitated by developing associated training materials, undertaking online or live training sessions and developing mobile applications.

49. The Consumer Information Programme focused on facilitating the application of the guidance contained in its signature publication entitled the *Guidelines for Providing Product Sustainability Information*, including the translation of the *Guidelines* into Chinese, French, Portuguese and Spanish, the development of a self-assessment tool and a training-the-trainer toolkit and the provision of support to 28 organizations in applying the *Guidelines*. The self-assessment tool for the *Guidelines* was made available to allow companies and standard setters to self-assess potential or actual product sustainability claims against the *Guidelines*' principles. A training-the-trainers toolkit, which provides practical guidance and presentation materials for partners of the One Planet network who wish to deliver trainings on the *Guidelines* was also launched in 2019. Some 28 organizations from across the world, covering more than 10 industry sectors, applied the *Guidelines*' 10 principles to real-life product sustainability claims. The results are captured in the report entitled "Ready to drive the market: experiences from road testing the *Guidelines for Providing Product Sustainability Information*". Finally, a dissemination campaign with the national focal points of the 10-Year Framework to encourage national implementation of the *Guidelines* was also initiated. The *Guidelines* are the most downloaded resource of the One Planet network website, with over 800 downloads for 2019.

50. Applying public procurement practices to foster the development of more sustainable local food systems is the purpose of the report entitled "Aligning public procurement rules and practices to support the implementation of home-grown school feeding initiatives: the case of Ethiopia". The report supports the alignment of public procurement rules and practices in the implementation of Government-led home-grown school feeding initiatives in Ethiopia. As part of a broader project, the report is being used by the home-grown school feeding procurement guideline development core team committee to support a proposal for an amendment to the Ethiopian Federal Government Procurement and Property Administration Proclamation (proclamation No. 649/2009). FAO, a partner of both the Sustainable Public Procurement and Sustainable Food Systems programmes, is leading the project in collaboration with



the World Food Programme, the Ministries of Agriculture and Education of Ethiopia and the Ethiopian Public Procurement and Property Administration Agency.

51. Following extensive piloting, application and testing, UNOPS adopted a new sustainable procurement framework, which makes the inclusion of sustainability considerations mandatory in most of its procurement processes. The framework supports all stakeholder groups in becoming more sustainable and, through its implementation tool, provides unprecedented transparency on supply chain sustainability risks. It also addresses plastic pollution by eliminating the procurement of single-use plastics and by including criteria on packaging, such as reduction, recyclability and recycled materials. UNOPS is a member of the Sustainable Public Procurement and Sustainable Buildings and Construction programmes.

52. Travel Green Europe is a mobile application of the One Planet Network that provides an overview of certified and award-winning sustainable tourism services and destinations around the world. Developed by ECOTRANS, a partner of the Sustainable Tourism Programme, in collaboration with the European Tourism Research, Innovation And Next-Generation Learning Experience Knowledge Alliance and European Eco Tourism Action Plan project, the application aims to enable tourists to travel responsibly, while allowing destinations to map out and give visibility to their offer of sustainable tourism services. To date, 15,000 businesses and destinations have been included in the knowledge base, 1,500 users have registered and the German National Tourism Board is using “Green Travel Maps” to promote sustainable tourism activities in Germany.

53. In addition to those knowledge resources and technical tools, 77 trainings were offered by partners of the One Planet network in 2019, providing more than 1.2 million person-days of training on sustainable consumption and production. The majority of training programmes had a regional scope and engaged practitioners from civil society (22 per cent) and businesses (19 per cent). The training programmes provided a space for knowledge-sharing, enabling practitioners to effectively implement sustainable consumption and production within their respective fields across the globe, particularly in Europe and Central Asia and in Latin America and the Caribbean.

#### **IV. Setting the agenda and leading the shift to sustainable consumption and production**

54. The strategy of the One Planet network stresses the importance of establishing and communicating a joint vision that drives coordinated action at national and international levels. In 2019, the One Planet network focused on setting a common agenda around sustainable consumption and production through various outreach and advocacy efforts. Those and other activities have led to progress in the inclusion of sustainable consumption and production in high-level commitments for subsequent action.

##### **Setting the agenda**

55. The role of the 10-Year Framework and its One Planet network as an agenda setter on sustainable consumption and production, and on substantive topics that can best be delivered through that approach, was broadly recognized by Member States during the fourth session of the United Nations Environment Assembly. The Assembly focused on innovative solutions for environmental challenges and sustainable consumption and production. In total, the 10-Year Framework and its One Planet network were mentioned 20 times, including in the ministerial declaration and in six resolutions adopted by the United Nations Environment Assembly at its fourth

session. The resolution on innovative pathways to achieve sustainable consumption and production ([UNEP/EA.4/RES.1](#)) contained concepts and language that have been consistently promoted by the network and that were acknowledged for the first time in that type of setting, including the transition to a circular economy.

56. In addition, the direct support of the programmes of the One Planet network in driving key topics that serve as entry points for transformation was directly requested by Member States.

57. In the resolutions adopted by the United Nations Environment Assembly at its fourth session on promoting sustainable practices and innovative solutions for curbing food loss and waste ([UNEP/EA.4/RES.2](#)), on sustainable infrastructure ([UNEP/EA.4/RES.5](#)) and on innovative pathways to achieve sustainable consumption and production ([UNEP/EA.4/RES.1](#)), the Assembly recognized and promoted the value of the Sustainable Food Systems, Sustainable Buildings and Construction, Sustainable Public Procurement and Consumer Information programmes, highlighting the use of their existing guidelines, best practices, and partnerships to influence national and international action in those areas.

58. Further to setting the agenda on sustainable consumption and production and its key topics, the One Planet network ensures that the agenda is set across communities and with stakeholders that have not traditionally worked on sustainable consumption and production. That objective is facilitated either by ensuring that priorities are reflected in different high-level agendas and commitments on the topic, by facilitating coordination mechanisms that bring together actors that do not usually work together or by placing the expertise of the network at the service of a different thematic area.

59. Conveying the priorities defined by the One Planet network in different high-level agendas and commitments has been one of the successes of the Sustainable Food Systems Programme, which has been instrumental in ensuring that the “food systems approach” that the programme advocates for is taken up across various food and agriculture forums. That approach is central to the work of the Sustainable Food Systems Programme. It considers food systems in their totality, taking into account the interconnections and trade-offs among the different elements of food systems, as well as their diverse actors, activities, drivers and outcomes. It seeks to simultaneously maximize societal outcomes across environmental, social (including health) and economic dimensions. In its resolution on promoting sustainable practices and innovative solutions for curbing food loss and waste ([UNEP/EA.4/RES.2](#)), the United Nations Environment Assembly recognized the Sustainable Food Systems Programme as an inclusive initiative to accelerate the shift towards more sustainable food systems and requested UNEP to collaborate with FAO in assisting Member States to implement the resolution through the programme.

60. Along the same lines, the General Assembly, in its resolution [74/242](#) on agriculture development, food security and nutrition, highlighted the need to transition towards sustainable food systems and references the Sustainable Food Systems Programme as an inclusive initiative to accelerate the transition. The “food systems approach” has also previously been endorsed by the FAO Conference, which recognized the urgent need to achieve the environmentally, socially and economically sustainable transformation of our food systems, mentioning the Sustainable Food Systems Programme and a need for a multi-stakeholder approach. The increased importance of the “food systems approach” is further highlighted by the announcement from the Secretary-General that a world food systems summit will be convened in 2021. The summit had been jointly requested by FAO, the International Fund for Agricultural Development, the World Economic Forum and the World Food Programme. The first three organizations are members of the Sustainable Food Systems Programme advisory committee, demonstrating the benefits of

multi-stakeholder collaboration and the potential of the One Planet network to influence key global agendas.

61. In addition, the second Global Conference on the theme “Good food for people and the planet, working together towards 2030” was hosted by the Sustainable Food Systems Programme in Costa Rica. The purpose of the conference was to strengthen strategic multi-stakeholder partnerships with key food system actors and donors, provide recommendations and stimulate higher levels of investment and political commitment for the transition to sustainable food systems. Convening over 200 actors, the conference resulted in a call to action for all stakeholders and 14 commitments on sustainable food systems, which included a call for evidence-based advocacy to promote context-specific and holistic policies; to leverage the potential of public procurement to accelerate the shift towards more sustainable food systems; to promote behavioural change and consumer awareness; and to encourage a shift towards healthier and more sustainable food environments together with the private sector.

62. In 2019, 21 high-level commitments were implemented by partners of the One Planet network, leveraging the network’s multi-stakeholder nature and facilitating the engagement of non-traditional actors and stakeholders. Those commitments predominantly reflect the efforts of local governments to solve sustainability challenges through public procurement and of different actors in the tourism sector in implementing resource efficiency measures.

63. The Sustainable Tourism Programme released the Sustainable Tourism Policy Talks, which capture the high-level commitments and sustainable consumption and production instruments under implementation in Bulgaria, Cabo Verde, Costa Rica, Guatemala, Kenya and Portugal, as presented by their respective Ministers of Tourism. The talks were developed by UNWTO, building on the recommendations of the *Baseline Report on the Integration of Sustainable Consumption and Production Patterns into Tourism Policies*, which was also released in 2019.

64. In Spain, the Smart Destinations Network is coordinating 73 tourist destinations, 16 institutions and 16 businesses to develop tourist sites that provide cutting-edge technological infrastructure while promoting sustainability principles. The network, led by SEGITTUR and promoted by the Secretariat of State for Tourism of Spain, one of the leaders of the Sustainable Tourism Programme, supports the transformation process by offering evaluations, trainings and technical tools on information and communications technology, innovation and environmental sustainability.

65. In addition, UNEP, with support from the Federal Ministry of the Environment, Nature Conservation and Nuclear Safety of Germany, is leading the project on transforming tourism value chains in developing countries and small island developing States. Through the coordinated action of national Governments, local partners and local authorities, concrete road maps and target-oriented action plans have been developed for low carbon and resource efficient accommodation in the Dominican Republic, Mauritius, the Philippines and Saint Lucia.

66. The Global Lead City Network on Sustainable Procurement is a global network of cities committed to driving a transition to sustainable consumption and production by implementing sustainable and innovative procurement. Member cities of the network have set targets related to the reduction of greenhouse gas emissions across such sectors as public transport and construction. The city of Tshwane, South Africa, has committed to greening 40 per cent of the city’s fleet by 2020, Rotterdam, the Netherlands, has committed to gradually replacing its fleet by zero-emission vehicles by 2030, Auckland, New Zealand, has committed to achieving zero-emission public transport by 2040 and Helsinki has established a binding target to become carbon neutral by 2035, including through leveraging procurement to cut public transport

emissions. In addition, the city of Oslo has committed to zero-emission construction machines and vehicles on all public construction sites by 2025. ICLEI, one of the leaders of the Sustainable Procurement programme, acts as coordinator of the Network and supports the cities in setting targets and in their implementation and monitoring of the adopted procurement measures. The coordination mechanisms serve as examples of how programmes and their partners are targeting a range of audiences to align and advance the agenda of their specific sectors.

67. Through its role as a platform to build strategic partnerships and create a joint vision around key topics, the One Planet network can further channel efforts and expertise towards new thematic priorities. As such, the United Nations Environment Assembly requested the Executive Director of UNEP, through the 10-Year Framework, to develop “guidelines for the use and production of plastics in order to inform consumers, including about standards and labels; to incentivize businesses and retailers to commit themselves to using sustainable practices and products; and to support governments in promoting the use of information tools and incentives to foster sustainable consumption and production” (UNEP/EA.4/RES.6). By working on the request, the network will utilize its expertise in consumer choices and certain sectoral value chains, as well as its partnerships in tourism and food systems, to support the plastic pollution agenda, which has been identified as a priority by many countries.

68. As an example of such potential, the Sustainable Tourism Programme, in collaboration with the Ellen MacArthur Foundation, is developing the Global Tourism Plastics Initiative,<sup>12</sup> which unites the tourism sector behind a common vision to address the root causes of plastic pollution. The aim of the Initiative is to enable businesses, governments and other tourism stakeholders to take concerted action, commit to several concrete action points (including eliminating unnecessary plastic and swapping single-use plastic items with reusable alternatives by 2025) and to report annually on the progress of their commitment. By bringing different tourism stakeholders together to make concerted commitments, the Initiative provides clarity, alignment and transparency around how tourism organizations are moving to circularity in the use of plastics and provides an opportunity for front-running organizations to showcase their efforts and results.

69. Finally, in 2019, the One Planet network contributed to the dialogue on enhancing resource efficiency and reducing material footprint to meet climate commitments. During a panel discussion hosted by the One Planet network at the twenty-fifth session of the Conference of the Parties to the United Nations Framework Convention on Climate Change, the executive heads of UNEP and the United Nations Development Programme committed to help Member States incorporate emission reductions from more sustainable material production and use into nationally determined contributions to global emissions reduction targets. It is the first time that the network has achieved a tangible output towards influencing another important agenda at such a scale, establishing the need to directly address unsustainable practices of consumption and production as the key driver of the most pressing environmental challenges.

### **Awareness-raising**

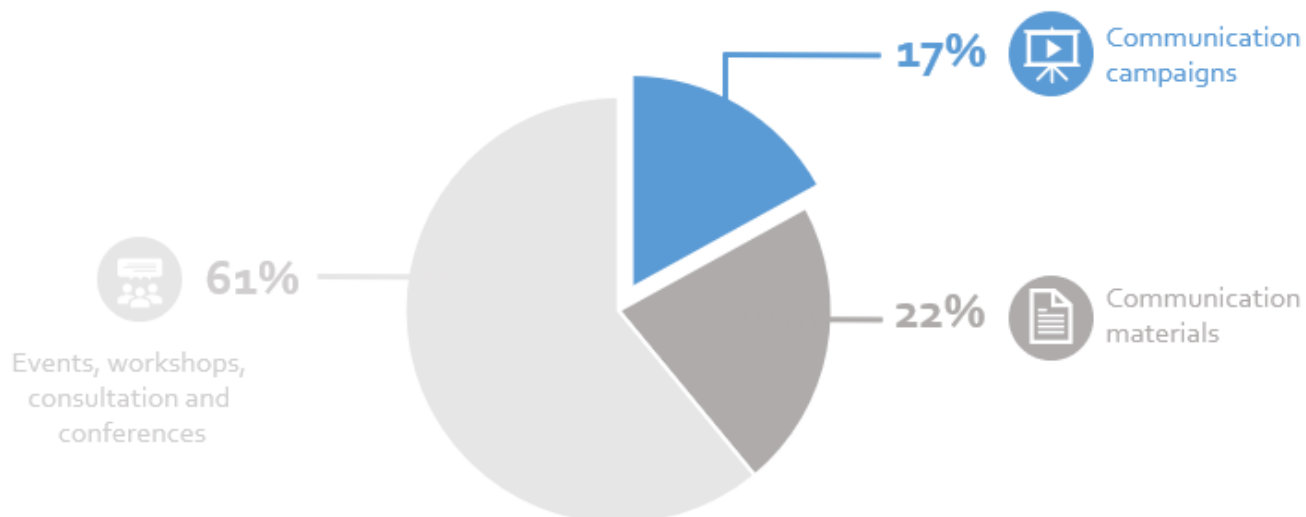
70. The importance of communication and awareness-raising efforts in positioning sustainable consumption and production as an integrated approach to sustainable development is understood by the network. It continues to be the most reported

---

<sup>12</sup> The initiative is jointly developed by UNEP, UNWTO and the Government of France, in collaboration with the Ellen MacArthur Foundation, and is one of the core activities of the Sustainable Tourism Programme.

activity, 25 per cent of the 2019 total, but with a decreasing trend of its relative weight over the total per year (see figure V). The 242 communication and awareness-raising activities implemented include events, workshops, consultations and conferences, followed by communication materials and communication campaigns (see figure X). The trends are similar in distribution to 2018 but denote a steady increase in the weight of communication campaigns from 9 per cent in the period 2013–2017 and 14 per cent in 2018 to 17 per cent in 2019.

Figure X  
Awareness and communication activities by type, 2019 results



71. Through the communication campaigns, partners are reaching general audiences to promote changes in the way citizens choose, use and dispose of products. The Waste and Resources Action Programme, a member of both the Consumer Information and the Sustainable Lifestyles and Education programmes, led several campaigns fostering changes in practices to prevent food and textile waste and to increase the recycling rate of consumers in the United Kingdom. The “Spoiled Rotten” campaign, part of the Love Food Hate Waste initiative, used research to identify students as a target group that largely contributes to food waste, successfully reaching almost 10 million people regarding best practices to store their food. The “Love Your Clothes” campaign highlighted the benefit of washing clothes at 30°C, showing that that temperature uses 40 per cent less energy and makes clothes last longer, therefore reducing textile waste. Finally, the “Recycle Now” campaign involved local authorities, members of the UK Plastics Pact and LADBible to reach an audience of almost 60 million people, inspiring citizens to change their behaviours to recycle more and better.

72. The Anatomy of Action, a social media toolkit developed by UNEP in collaboration with the Unschool of Disruptive Design, encourages sustainable lifestyles around core actions that can be taken in the domains of food, mobility, leisure (consumer goods and tourism) and housing. The promoted actions, selected based on scientific evidence, can be broadly adopted by individuals to reduce their carbon footprint. The Anatomy of Action was launched by a 15-day global social media “Take Action Challenge” campaign in which global online influencers encouraged their communities to take sustainable lifestyle actions. During the challenge, more than 1,000 posts from 40 countries with the hashtag “AnatomyOfAction” were shared, reaching a combined audience of 5 million

followers. The Anatomy of Action media toolkit was developed in the framework of the Sustainable Lifestyles and Education Programme.

## V. Demonstrating the impacts of sustainable consumption and production

73. The unsustainable practices of consumption and production that prevail throughout much of the world today are a key driver of the three major environmental crises that it currently faces: climate change, biodiversity loss, and pollution. Resource extraction and processing cause more than 50 per cent of global climate change impacts and over 90 per cent of global biodiversity loss.<sup>13</sup>

74. Yet, Sustainable Development Goal target 12.2 on sustainable management and efficient use of natural resources is on a long-term negative trend.<sup>14</sup> Indicators under Sustainable Development Goal targets 12.2 and 8.4 on material footprint and domestic material consumption continue to rise at the global level, showing that the rate at which materials are being extracted globally is outpacing population and economic growth,<sup>15</sup> which has been categorized as one of the trends that “make it harder to reach other Goals and targets, sometimes in ways that cascade across the entire 2030 Agenda”.<sup>16</sup> In a business-as-usual scenario, gross domestic product will continue to grow at an average rate of 2.2 per cent per year to reach \$216 trillion by 2060. That would require a 110 per cent increase in global resource extraction (190 billion tons) and a 43 per cent increase in greenhouse gas emissions (70 gigatons of carbon dioxide equivalent). Moreover, the use of natural resources and the related benefits and environmental impacts are unevenly distributed across countries and regions.<sup>17</sup>

75. The trend is clear: perpetuating current modes of production and consumption, and the current levels of inequality associated with them, threatens the achievement of the entire 2030 Agenda.<sup>18</sup> However, the science and evidence is not always available to the relevant stakeholders in a language that speaks to them or in a way that relates to their needs and is contextualized to their sectors and countries. The complex data on Sustainable Development Goal targets 12.2 and 8.4, and the globalized framing of their dynamics, inhibits their use in relevant and actionable ways.

76. Furthermore, data trends on indicator 12.1.1 show that countries are experiencing difficulties in quantifying the impacts of their current sustainable consumption and production policies; only 26 per cent of the total reported policies that had quantifiable targets or measured impacts. Science-based evidence and empirical data on policy impacts are crucial to ensure effective action on sustainable consumption and production. The limited availability of data on the rate of implementation impedes not only the identification of successful practices, but also the scale and scope of required follow-up actions. Overall, efforts to monitor the progress of implementation of Goal 12 are falling behind, as it is one of the Goals with the highest percentage of indicators still classified as tier III. That means that either the methodology is still under development or that the indicators are yet to be

<sup>13</sup> International Resource Panel, *Global Resources Outlook 2019: Natural Resources for the Future We Want* (Nairobi, UNEP, 2019).

<sup>14</sup> United Nations, *Global Sustainable Development Report 2019*.

<sup>15</sup> *The Sustainable Development Goals Report 2019* (United Nations publication, Sales No. E.19.I.6).

<sup>16</sup> United Nations, *Global Sustainable Development Report 2019*.

<sup>17</sup> International Resource Panel, *Global Resources Outlook 2019*.

<sup>18</sup> United Nations, *Global Sustainable Development Report 2019*.

consistently tracked by countries, which highlights a clear gap of information needed to comprehensively assess the challenges, measure the progress, and identify the most appropriate solutions to achieve Goal 12.

77. The outlined information gaps evidence the following needs:

(a) The stakeholders of the One Planet network, whether Governments or businesses, need comprehensive and tailored information that is currently unavailable to help identify priorities, implement strategies and monitor impacts around the sustainable management of natural resources;

(b) Member States need support in improving data collection processes on the results and impacts of their sustainable consumption and production policy instruments in order to better target policies and resources;

(c) Data on Goal 12 need to be collected, shared and analysed optimally so that Governments and partners have an accurate and timely picture of progress.

78. As reflected in the fourth pillar of the One Plan for One Planet strategy,<sup>19</sup> the network is continuously promoting the use of science and evidence to inform action, within and beyond the network. Acknowledging the need to further increase the uptake of science, including by ensuring that it is accessible and consumable by the sustainable consumption and production community, Member States participating in the fourth session of the United Nations Environment Assembly also requested the establishment of a time-limited task group comprising the International Resource Panel and the One Planet network, to provide insight into the management of natural resources and raw materials in relation to the 2030 Agenda and explore the potential offered by the different pathways towards sustainable consumption and production (see [UNEP/EA.4/RES.1](#)). The focus is to identify key points of intervention on resource use across value-chains in the resource-intensive sectors of Construction, Agri-Food and Textiles.

79. While efforts to strengthen science-based action are ongoing, evidence of the contribution of sustainable consumption and production to climate change mitigation is increasingly available. For instance, the International Resource Panel estimated that material efficiency strategies could reduce greenhouse gas emissions in the material cycle of residential buildings by 80–100 per cent in Group of Seven countries by 2050.<sup>20</sup>

80. Providing guidance on the practical application of greenhouse gas emission reduction practices, the Consumer Information Programme developed the report entitled *Consumer Information Tools and Climate Change: Facilitating Low-Carbon Choices in Tourism, Buildings, and Food Systems*. The report is the result of a collaborative effort between four One Planet network programmes, and it details how those three sectors affect global carbon dioxide emissions, how the use of consumer information tools can support greenhouse gas emission reductions in the sectors of tourism, buildings and food, and the kind of consumer information that will be most effective for each. The report, published in 2019 under UNEP leadership, also provides insights on how to influence consumer behaviour.

81. Efforts include scoping studies, such as the Climate Resilient Honiara project in Solomon Islands, which aims at planning, designing and implementing resilience actions in Honiara's informal settlements, as well as developing best practice guidelines for climate-resilient buildings and land administration. The study is the

<sup>19</sup> Demonstrating the impacts of sustainable consumption and production and its role in addressing key environmental and social challenges by building on science-based evidence.

<sup>20</sup> International Resource Panel, 2020, *Resource Efficiency and Climate Change: Material Efficiency Strategies for a Low-Carbon Future* (Nairobi, UNEP, 2020).

scientific support component of a broader initiative by the same name, which is working at community, ward and city levels to integrate local knowledge and scientific best practices to derive the best housing outcomes for the urban poor. Observations from the study will be used to support a participatory approach to community housing and climate-resilient open spaces in the period 2020–2022. The study is led by the Royal Melbourne Institute of Technology, a lead of the Sustainable Buildings and Construction Programme, and was funded by the United Nations Framework Convention on Climate Change.

82. The Sustainable Lifestyles and Education Programme estimated carbon dioxide emissions for its demonstration projects using grants under phase 1 of the 10-Year Framework trust fund. Whereas aggregate data are not available owing to the diversity of projects, three different entry points to carbon dioxide emission reduction have been defined: production and delivery, consumption, and post-consumption phases of goods and services. Phase 1 of the trust fund supported a variety of demonstration projects to illustrate how tools and solutions for sustainable consumption and production are applied to address policy development, poverty eradication, innovation and energy efficiency, food loss and waste, climate change, plastics pollution and consumer awareness, with a particular focus on sustainable lifestyles and education. By the end of 2019, a total of 57 demonstration projects had either been completed or were under implementation.

## VI. Way forward

83. Policies officially reported by Member States under indicator 12.1.1, data on the implementation of activities across the One Planet network and the latest assessment on the state of the 2030 Agenda, *The Global Sustainable Development Report*, emphasize the urgency of transforming our current unsustainable practices of consumption and production and highlight opportunities to bring about the necessary transformations. Perpetuating current practices of production and consumption will threaten the achievement of the entire 2030 Agenda.<sup>21</sup> The drivers of the current practices are socioeconomic in nature, a fact that is recognized by science and understood by practitioners, yet Goal 12 is not appropriately addressed through economic policies and incentives. Opportunities to achieve the needed transformations at the necessary speed lie in bringing the implementation of Goal 12 into national economic and development plans and in focusing on the resource-intensive sectors of agriculture, food and beverage, and construction<sup>22</sup> as levers for change.

84. To realize those opportunities, the 10-Year Framework and the One Planet network follow the strategies and calls to action summarized in the *Global Sustainable Development Report 2019*, with a particular emphasis on the following three key messages to policymakers:

(a) Governments need to accurately assess environmental externalities and change patterns of use through pricing, transfers, regulation and other mechanisms. Goal 12 is traditionally considered an “environmental goal”, while production and consumption are central to our economies and natural resources underpin our socioeconomic system. A shift to addressing Goal 12 in national economic plans, financial policy instruments and national budgets – rather than in environment portfolios – is crucial, together with measures to ensure a socially equitable transition.

---

<sup>21</sup> United Nations, *Global Sustainable Development Report 2019*.

<sup>22</sup> At a global level, on average, the sectors of agriculture, food and construction accounted for nearly 70 per cent of the world’s total material footprint in 2015 (data source: the hotspot analysis tool for sustainable consumption and production).



It would enable the integration of natural resources and the full costs of their related impacts and negative externalities in those economic policies and instruments;

(b) There is a need to shift consumption norms to support sustainable food systems, including by mainstreaming food consumption issues across food and agriculture initiatives, leveraging the potential of public procurement, establishing a common ground on sustainability information, addressing food waste and promoting behavioural change and consumer awareness. The world food systems summit will present a key opportunity to accelerate the shift to sustainable food systems and to address action related to food consumption;

(c) There is a need to transform the buildings and construction sector by mainstreaming resource efficiency using a life cycle approach. Owing to its material footprint, the sector is key for the implementation of the 2030 Agenda and national commitments made under the Paris Agreement. While major transformations are necessary in the buildings and construction sector, the projected doubling of the building stock presents a substantial opportunity to build more resource-efficient and sustainable infrastructure.

85. It is necessary to strengthen the science-policy-society interface on natural resources and material flows. Scientific knowledge on sustainable consumption and production allows for the identification of critical pathways which need to be made clear and more widely available to all countries and actors for them to act. It is important that scientific and societal actors jointly define problems and co-produce knowledge and solutions, working together to mobilize, harness and disseminate existing knowledge on sustainable consumption and production.

86. Making those opportunities materialize requires leadership at the highest levels. Member States established sustainable consumption and production as a priority through the ministerial declaration and resolutions adopted by the United Nations Environment Assembly at its fourth session. That demand, and the magnitude of the task that has been set out through Goal 12, calls for a strengthened and concerted approach at the highest levels within the United Nations system through a dedicated high-level United Nations task force.

87. Availability of and access to financial resources to support actions that are transformational and at scale is a key success factor in the implementation of any goal. It has been recognized that Goal 12 is significantly underresourced. The lack of financial investment significantly limits the change the One Planet network, as a Goal 12 implementation mechanism, can catalyse. The private sector, the public sector and financial institutions play an important role in unlocking financial flows and are encouraged to support the implementation of Goal 12, including through contributions to its global multi-partner trust fund.

88. The One Planet network, a multi-stakeholder partnership for sustainable development, has been recognized as an implementation mechanism for Goal 12. Data from the second year of adoption of the One Planet network strategy indicates the potential of the network to effectively support countries in delivering on Goal 12. Through its six accelerator programmes, its expert members and its 140 national focal points, the One Planet network fosters integrated and systemic approaches to support the mainstreaming and implementation of sustainable consumption and production by Governments, United Nations entities, the private sector and civil society. The network provides a key platform to work together and deliver on the decade of action and delivery for sustainable development.

## **Annex I**

### **Lead organizations of the One Planet network programmes**

The lead organizations support the overall coordination, implementation, fundraising activities and monitoring of the programme and provide the resources needed to create and sustain coordination desks for each of the programmes.

#### **Sustainable Lifestyles and Education Programme**

Japan – Ministry of the Environment and Institute for Global Environmental Strategies

Sweden – Ministry of the Environment and Stockholm Environment Institute

#### **Sustainable Public Procurement Programme**

China – Environmental Development Centre, Ministry of Environmental Protection

ICLEI – Local Governments for Sustainability

Netherlands – Ministry of Infrastructure and the Environment

United Nations Environment Programme

#### **Sustainable Food Systems Programme**

Costa Rica – Ministry of Livestock and Agriculture

Switzerland – Federal Office for Agriculture

World Wide Fund for Nature

#### **Consumer Information Programme**

Germany – Federal Ministry of the Environment, Nature Conservation and Nuclear Safety

Consumers International

Indonesia – Ministry of the Environment and Forestry

#### **Sustainable Buildings and Construction Programme**

Finland – Ministry of the Environment

RMIT University

United Nations Environment Programme

#### **Sustainable Tourism Programme**

Spain – Secretariat of State for Tourism, Ministry of Industry, Trade and Tourism

France – Ministry for the Ecological and Inclusive Transition of France

World Tourism Organization

---

## Annex II

### **Members of the Board of the 10-Year Framework of Programmes on Sustainable Consumption and Production Patterns**

Pursuant to United Nations General Assembly resolutions [67/203](#) and [69/214](#) and decision 72/416, the current composition of the Board of the 10-Year Framework of Programmes on Sustainable Consumption and Production Patterns is:

Argentina (Chair)  
Azerbaijan  
Bhutan  
Colombia  
Hungary  
Israel  
Japan  
Kenya  
Nigeria  
Switzerland (Vice-Chair)

---