



BOTSWANA

VOLUNTARY NATIONAL REVIEW ON SUSTAINABLE DEVELOPMENT GOALS 2017



REPUBLIC OF BOTSWANA



UNITED NATIONS



ACRONYMS	ii
ACKNOWLEDGEMENTS	iii
EXECUTIVE SUMMARY	iv
1.0 INTRODUCTION	1
2.0 BOTSWANA DEVELOPMENT CONTEXT AND THE SDGS	3
2.1 Botswana's Experience in Moving towards Sustainable Development	3
2.1.1 Botswana's Rationale for Pursuing Sustainable Development	3
2.2 The Experience Prior to the 2012 Rio +20 Summit on Sustainable Development	5
2.3 Defining What Sustainable Development Means for Botswana Post 2012	5
2.4 Managing Tensions between the Three Dimensions of Sustainable Development	7
2.4.1 The Tensions between the Economic and Social Dimensions	7
2.4.2 The Tensions between the Economy and Environment Dimensions	8
2.5 Engaging the Private Sector in sustainable development	9
2.5.1 Debswana	9
3.0 TOWARDS IMPLEMENTATION OF SDGs	11
3.1 Creating Ownership at All Levels	11
3.1.1 National Discussions	11
3.1.2 Districts and Community Discussions	11
3.1.3 Civil Society, Non - Government Organizations, and the Youth Promoting SDGs	13
3.1.4 The Private Sector and SDGs	14
3.2 Alignment of SDGs with the National Vision and National Development Plans	14
3.3 Institutional Mechanisms for SDG Coordination	14
3.4 The SDGs Roadmap	14
4.0 STATUS OF SELECTED SDGS IN BOTSWANA RELATED TO POVERTY	15
4.1 SDG1: Poverty Eradication through Economic Growth	15
4.1.1 Introduction	15
4.1.2 The Status of Poverty in Botswana	15
4.1.3 Key Interventions Supporting SDG	16
4.1.4 Challenges Faced by the Poverty Eradication Programme	18
4.1.5 Lessons Learnt	18

BOTSWANA

VOLUNTARY NATIONAL REVIEW ON

SUSTAINABLE DEVELOPMENT

GOALS 2017

4.2.1 Introduction	19
4.2.2 Linking Poverty with Food and Hunger	19
4.2.3 Key Interventions Supporting SDG 2	20
4.2.4 Challenges Faced by Nutrition Programmes	21
4.2.5 Lessons Learnt from the Health Sector Experience	21
4.3 SDG 3: Ending Poverty and Ensuring Healthy Lives and Well - being	21
4.3.1 Introduction	21
4.3.2 Linking Poverty and Well	21
4.3.3 Target 3.1: Maternal Mortality	22
4.3.4 Target 3.2: Prevention of New Born Babies, Infants and Under Five Deaths	23
4.3.5 Target 3.3: Ending the Epidemics of AIDS and Tuberculosis	24
4.4 SDG 5: Achieve Gender Equality and Empower All Women and Girls	25
4.4.1 Introduction	25
4.4.2 Key Interventions	27
4.4.3 Challenges Faced	29
4.4.4 Lessons Learnt	29
4.5 SDG 9: Ending Poverty through Resilient Infrastructure, Inclusive Sustainable Industrialization and Innovation	29
4.5.1 Introduction	29
4.5.2 Planned Interventions	32
4.6 SDG 17: Ending Poverty through Strengthening the Means of Implementation and Revitalization of Global Partnerships for Sustainable Development	32
4.6.1 Introduction	32
4.6.2 Development Financing through Partnerships	32
4.6.3 The Private Sector and SDG Implementation	32
4.6.4 Inter - Sectoral Coordination	32
5 CONCLUSIONS	33
REFERENCES	34
STATISTICAL APPENDIX	
DEBSWANA ANNEX	

GOALS EMPHASIZED IN THE REVIEW



ACRONYMS

ACSDS	Accelerated Child Survival and Development Strategy
ART	Anti-Retroviral Therapy
BCWIS	Botswana Core Welfare Indicator Survey
BOCRA	Botswana Communications Regulatory Authority
BSE	Botswana Stock Exchange
CEDAW	Convention on the Elimination of all forms of Discrimination against Women
EASSY	East Africa Cable System
EDD	Economic Diversification Drive
EIA	the Environmental Impact Assessment
FAP	Financial Assistance Policy
HIES	Household Income and Expenditure Survey
HLCC	High Level Consultative Council
ISPAAD	Integrated Support Programme for Arable Agricultural Development
LIMID	Livestock Management and Infrastructural Development
MAPS	Mainstreaming Acceleration and Policy Support
MDRT	Multi Drug Resistant Tuberculosis,
MFED	Ministry of Finance and Economic Development
MOHW	Ministry of Health and Wellness
MOPAGPA	Ministry of Presidential Affairs, Governance and Public Administration
NDP	National Development Plan
NEMIC	National Employment, Manpower and Incomes Council
NSC	National Steering Committee
PEP	Poverty Eradication Programme
PHC	Primary Health Care
PMTCT	Prevention of Mother to Child Transmission
SD	Sustainable Development
SLOCA	Livestock Owners in Communal Areas
TB	Tuberculosis
TTF	Technical Task Force
TWG	Thematic Working Groups
UASF	Universal Access and Services Fund
VDC	Village Development Committees
WACS	West Africa Cable System
YALDA	Youth Alliance for Leadership and Development in Africa



ACKNOWLEDGEMENTS

This report was produced under the guidance of the SDGs National Steering Committee and its Technical Task Force, with the day-to-day supervision of the SDGs Secretariat at the Ministry of Finance and Economic Development. It was made possible through the inputs of various stakeholders and individuals, whose efforts the Government of Botswana would like to acknowledge. The United Nations Development Programme (UNDP) a key partner in Botswana's SDGs Agenda provided the technical, financial and logistical support through the entire process. FAO also provided the financial support for the design, layout and printing of this report. The UN Department of Social Affairs (UN DESA) provided financial and technical support towards the stakeholder workshop that generated the initial inputs for this report. All the UN agencies resident in Botswana provided many reports in the drafting stages and gave extensive inputs as the report was developed. We would also like to thank all the representatives of government, NGOs, private sector, local authorities, development partners and the academia who participated at this workshop for their inputs which informed the report.

The Government of the Republic of Botswana would like to especially extend their sincere gratitude and appreciation to all the individuals from the following institutions who participated in the technical review meetings: Ministry of International Affairs and Cooperation; Ministry of Youth Empowerment, Sports and Culture Development; Ministry of Presidential Affairs, Governance and Public Administration; Ministry of Local Government & Rural Development; Ministry of Agricultural Development and Food Security; Ministry of Health and Wellness; Ministry of Environment, Natural Resources Conservation and Tourism; Ministry of Nationality, Immigration and Gender; Statistics Botswana; National Strategy Office; UN Resident Coordinator's Office; United Nations Development Programme; United Nations Population Fund; UN Women; UNAIDS; World Health Organization; International Organisation for Migration; Youth Alliance for Leadership & Development in Africa; Women in Business Association Botswana. These individuals and their organizations provided the data and information that was used to draft this Voluntary National Report. They commented extensively on the earlier versions of the report, and edited segments of the report for factual accuracy, relevance and flow. Beyond the two main review meetings, they also independently organized focused group sessions to work on the content of the report addressing specific SDGs. Their dedication to superior quality output shaped this report to what it is now. Their keen dedication and participation in the drafting process gave a true meaning to the principle of multi-sectoral approach to addressing national issues. This report is indeed a result of multi-sectoral efforts to brief the world on where the country has been and where it intends to take its war against poverty. "Leka moso" literally translating to "even tomorrow" implying, keep up on the good work.

EXECUTIVE SUMMARY



BOTSWANA'S DEVELOPMENT CONTEXT

Botswana's economy rose from being one of the poorest in the world at independence in 1966 to an upper-middle income status in the 1990s. This was due to the revenues earned from the discovery and sale of diamonds and the government's prudent management of mineral revenues. The focus of the country's development policies for the past five decades has centered on promoting economic and social development particularly rapid economic growth as well as social justice. These are much akin to the three dimensions of Sustainable Development and laid the foundation for a seamless transition to adopting the SDG agenda.

PREPARATIONS FOR THE ROLL OUT OF SDGs IMPLEMENTATION

Botswana's Sustainable Development Goals (SDGs) roll out process began with a strong campaign to ensure ownership of SDGs at all levels. The 2030 Agenda has been promoted through awareness campaigns and several dialogue sessions undertaken jointly by the Government and UN agencies for Local Authorities, Civil Society, Academia and the Parliament. Botswana underwent a lengthy consultation process in the development of the country's national Vision 2036 (2017-2036), National Development Plan (NDP) 11 (2017-2023) – and the associated District and Urban Development Plans to ensure they were aligned to the SDGs. Institutional mechanisms were established for effective SDGs coordination. It was in this regard that the National Steering Committee (NSC) was formed to drive the SDGs agenda. Its membership is derived from Government, Private sector, Development Partners, Youth Groups, National

Assembly, Ntlo ya Dikgosi (formerly House of Chiefs), Civil Society Organizations, Trade Unions and other Non-State Actors. The NSC put together a National Roadmap to rollout the SDGs. The Roadmap sets out three areas of focus; (i) Coordination, Ownership and Leadership; (ii) Implementation, building on existing structures; and (iii) Data, progress tracking and reporting.

Simultaneous to the above, the country embarked on developing a sustainable development framework that will set out how the country will implement all its programmes using a sustainable development approach. The draft Framework provides a coherent and well-coordinated approach to the implementation of the SDGs. It identifies broad areas to be covered in the medium to long term.

The private sector, NGOs and the youth actively participated in all of the above activities and continue to play this active role. Nonetheless, greater efforts will be made to ensure the private sector become a stronger partner in SDGs implementation.

BOTSWANA'S EXPERIENCE IN ROLLING OUT SDGs RELATED TO POVERTY

The report describes the progress made in implementing SDGs 1, 2, 3, 5, 9 and 17, with a focus on poverty. Historically, head count poverty has always been very high in Botswana. According to the Household Income and Expenditure Survey (HIES) of 2002/03 and the Botswana Core Welfare Indicator Survey (BCWIS) of 2009/10, the national rate stood at 47 percent in 1993 and in 2002/3 it dropped to 30.6 percent and further decreased to 19.3 percent in 2009/10. The decrease from 47 percent (%) to 19.3 % in about 15 years is a great achievement. However, poverty eradication remains a priority for Botswana. The BCWIS survey indicated that in addition to the poverty levels of 19.3% in 2009/10, there was a segment of 6.4 % of the population that lived in extreme/abject poverty. Available survey data from both surveys show that poverty in Botswana has a rural bias i.e. in terms of intensity and levels.

Although poverty levels are still higher than those of its comparator upper-middle income countries, Botswana has made some significant progress in reducing poverty levels. This was achieved mainly through the provision of agricultural inputs subsidies to the rural sector. These subsidies are estimated to have contributed to about 47.5 percent of the actual poverty reduction that occurred. Consequently, the decrease in poverty levels was accompanied by decreases in inequality levels particularly in rural areas. This resulted in Botswana attaining a very high score of 4.9 percent in shared prosperity against a global medium of 3.9 percent.

Botswana has also made some progress in other SDGs that contribute to poverty eradication. In the area of ending hunger and increasing access to nutrition, the experience is mixed, with wasting and underweight situations having slightly improved between 1993 and 2007, while stunting has not changed during the same period. Notable progress has been made towards healthy lives and wellbeing where under-five and infant mortality fell from high of 63 and 48 respectively in 1991 to 27 and 17 per 1000 live births respectively in 2011. This is due in part to the country's extensive network of health infrastructure where 84 percent of the population live within 5km radius of the nearest health facility and a further 11 percent of population living within 5km to 8km radius, which translate into a total of 95 percent population within an 8km radius. Botswana has also made significant progress with regards to women's participation and representation in leadership and decision making positions. There is substantial representation of women in decision making positions in the Public Sector at 44%, Parastatal 26.9%, Civil Society Organisations 45%, and Private Sector 21.3%. However, women's representation in Parliament stands at 6.3 percent which is way below the SADC recommended 30 percent. The country has also has achieved gender parity at primary, secondary and tertiary levels.

While the country has made significant progress towards improving its infrastructure, particularly in the road, water and sanitation sectors and has increased rural access to power and mobile telephone sectors, much remains to be done, especially in the ICT sector to facilitate modernizing e-service delivery to the remote areas of the country.

The government recognizes that pro-poor economic growth requires a significant amount of resources and multi stakeholder participation including private sector and civil society. To address this Botswana needs to create new and strategic partnerships for development financing.

LESSONS LEARNT

The review reveals that Botswana has made big policy strides through the harnessing of community and traditional leaders, opinion leaders, the media and political leaders to address some of the social challenges faced by the country. This approach has made community led interventions more effective, particularly in the area of gender based violence. Similarly, entrusting the coordination of poverty issues to the Office of the President

has given poverty the attention it deserves. This provides the platform and leadership that will enable the country to make even greater progress in poverty reduction, going forward.

A clear emerging issue from this review is that while fast economic growth is necessary, it is not sufficient in itself as demonstrated in the current levels of poverty and inadequate improvement of some health outcomes. The review has shown that while reasonable progress has been made in both economic growth and poverty reduction, maternal mortality rates and malnutrition levels have remained high. This runs counter to the expectation that these health parameters should respond by decreasing. Therefore, this aspect will require special attention.

The review has also shown that Botswana stands to benefits immensely from improved technology, particularly in the areas of Information Communication Technology (ICT), renewable energy and climate resilient practices.

THE IMPORTANCE OF DATA

In gearing up for the SDGs implementation process, Botswana has faced challenges of data availability. This is mainly because tracking of progress being made in the implementation of each target requires detailed data broken down into such details as gender, regions and social status of the population amongst others. To that end, base line data forms the core part of the commencement of the implementation process. Such data is not very readily available in Botswana and most of those that are available are not up-to-date. Indications emerging from the roll out process, therefore, suggest that a huge amount of resources will be needed to construct the required robust data base to inform implementation and track progress.

ENSURING NO ONE IS LEFT BEHIND

The progress above puts Botswana on a strong foundation to address poverty in all its forms. The country is now focusing on eliminating extreme poverty (6.4%) by the end of 2017, and in doing so it will "leave no one behind," especially the poorest of the country. This is why the theme of NDP 11 is "Inclusive growth and the realization of Sustainable Employment Creation and Poverty Eradication".

GOALS EMPHASIZED IN THE REVIEW




INTRODUCTION



Botswana has embraced sustainable development as its development approach, and is fully committed to the 2030 Agenda for Sustainable Development, its principles, goals, targets and indicators. This report provides an overview of Botswana's progress in the implementation of the Sustainable Development Goals (SDGs) since their adoption by member states, with a focus on the theme - "Eradicating Poverty and Promoting Prosperity in a Changing World."

The report has been prepared with the full participation of Government, private sector, civil society, local authorities, development partners, UN, academia and other interest groups. Data was collected through workshops, focus group discussions, key interviews and literature reviews.

Section two of the report sets out the context for the adoption and rollout of SDGs. This is followed in Section three by a description of the processes through which the domestication of the SDG agenda proceeded. Section four highlights the main initiatives implemented to achieve SDGs 1, 2, 3, 5, 9, and 17, contributing to poverty eradication. It also presents the challenges encountered in these efforts. The report concludes by highlighting emerging issues and policy implications and some of the lessons learnt in trying to eradicate poverty.

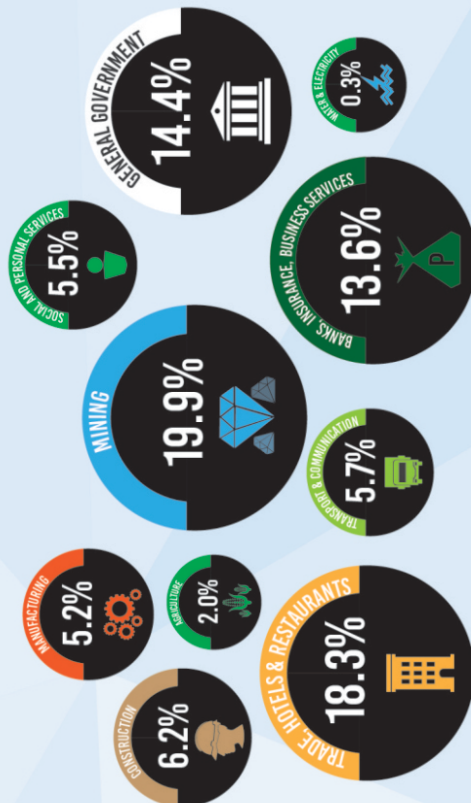


BOTSWANA

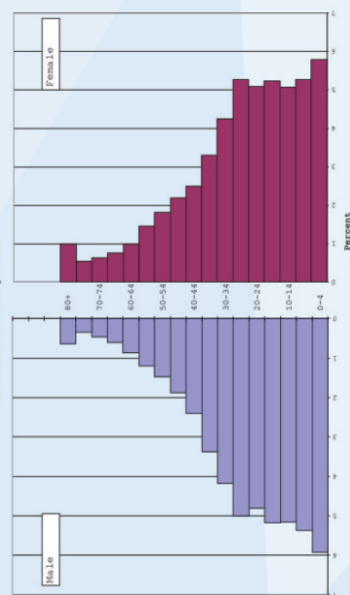
A CHAIR REPORT

A SNAP SHOT

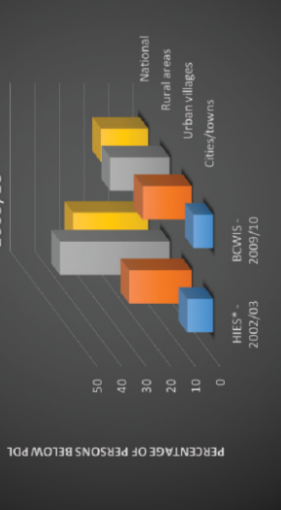
CONTRIBUTION OF ECONOMIC ACTIVITIES TO GDP 2016



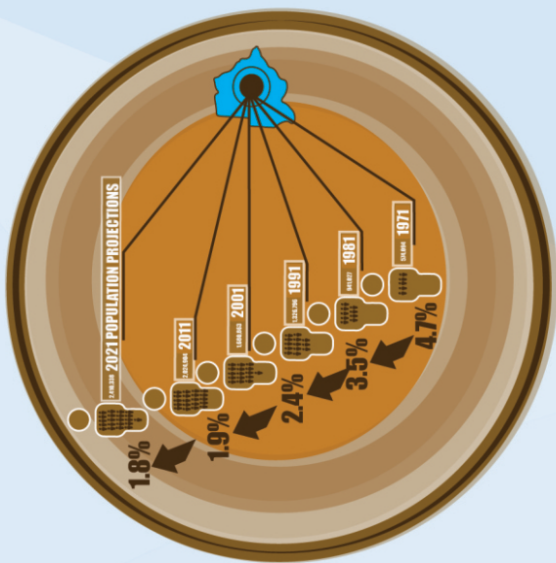

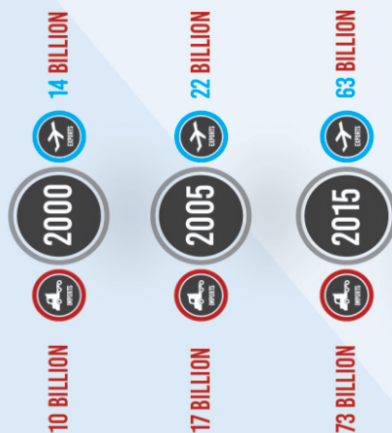
COUNTRY: BOTSWANA 2011 POPULATION AND HOUSING CENSUS
3. Percent of total population



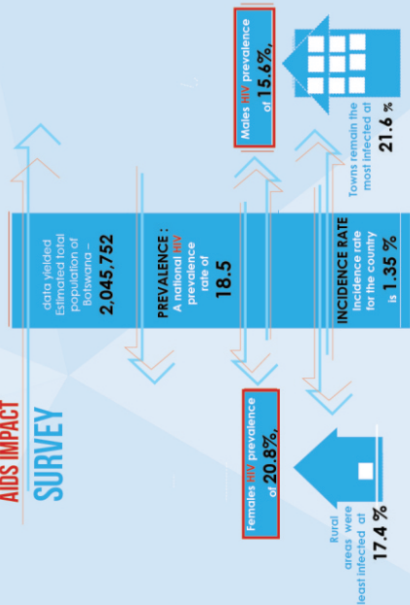
Poverty Head count Ratio By Strata-2002/3 & 2009/10



IMPORTS & EXPORTS (BWP)



2013 BOTSWANA AIDS IMPACT SURVEY



BOTSWANA DEVELOPMENT CONTEXT AND THE SDGs



Botswana's economy rose from being one of the poorest in the world at independence in 1966 to an upper-middle income status in the 1990s. This was due to the revenues earned from the discovery and sale of diamonds and the government's prudent management of mineral revenues.

The focus of the country's development policies for the past five decades has centered on promoting economic and social development particularly rapid economic growth and independence, as well as social justice. These are much akin to the three dimensions of Sustainable Development and laid the foundation for a seamless transition to adopting the SDG agenda.

Through the implementation of its national development frameworks, Botswana made big strides in terms of economic growth and at one point was the fastest growing economy in the world, thanks in part to its rich mineral good fortune. The capital-intensive nature of diamond mining, and the vulnerability of diamonds to external market shocks, however created an economy with structural rigidities that restricted significant employment generation, while the exhaustible nature of the commodity marred the future with uncertainties. Government's major shareholding in diamond mining increased its revenues significantly through diamond export earnings. Consequently, this allowed the government to invest heavily in development projects and recurrent expenditure. However, this constrained private sector

growth, which is itself heavily dependent on Government spending. Unfortunately, this rapid economic growth did not provide the many jobs expected. Rather it contributed to the growth of high income inequality and poverty levels not befitting an upper-middle income economy. Given this development, Botswana embarked on programmes to address these inequalities, with a particular focus on poverty reduction. Within this context, the challenges facing Botswana reflected the focus of many of the SDGs and therefore the adoption of SDGs as a framework to promote sustainable development was a natural evolution.

2.1 BOTSWANA'S EXPERIENCE IN MOVING TOWARDS SUSTAINABLE DEVELOPMENT

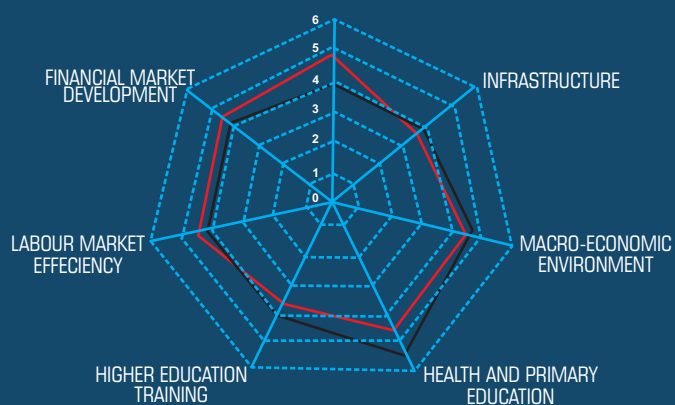
Agenda 2030 for Sustainable Development, on which the SDGs are anchored, calls for an integrated approach to development that "balances the three dimensions of sustainable development: the economic, social and environmental." Botswana has made positive strides towards Sustainable Development, with a very clear understanding that the approach would help the country realize the future it wants. Efforts undertaken include steps to integrate sustainable development into its development planning processes, the formulation of a draft national framework for sustainable development, managing the tensions and synergies among the three dimensions of Sustainable Development and the steps being taken by some private sector actors to integrate sustainability into their business. These provide the context, approaches, entry points and mechanisms for driving Agenda 2030 and the SDGs.

2.1.1 BOTSWANA'S RATIONALE FOR PURSUING SUSTAINABLE DEVELOPMENT

The economy, the people and the natural capital of Botswana are all linked to each other. While Botswana has, over the past five decades, executed its National Development Planning in a manner that pays attention to the economic, social and environmental dimensions, including managing the synergies and tensions that arise between them, the results are less than satisfactory. Rapid economic growth has been achieved at a faster pace than social justice and sustainable development. Even then, economic growth is beginning to wane revealing its unsustainable nature. Consequently, Botswana is now faced with the mammoth task of addressing poverty, income inequality and environmental issues on the backdrop of declining economic growth rates. Figure 2.1 shows that in addition to the high levels of poverty, inequality and unemployment, Botswana has also underperformed its peer upper-middle income averages in the areas of infrastructure, health, and primary education and higher education and training. This calls for a systematic, robust and comprehensive way of addressing the problems at hand. The SDGs provide such a framework.

COMPETITIVENESS INDICATORS

World Economic Forum: Competitiveness Scores




✱ BOTSWANA
✱ MIDDLE INCOME COUNTRIES
Source: World Economic Forum,
The Global Competitiveness Report,
2010-2011


Figure 2.1: Botswana's competitiveness against other middle income countries

Another reason for wholly adopting the SDG agenda is that the increasing urbanization (Table 2.1) will also increase urban unemployment, poverty and crime rates as well as environmental issues such as demand for water, energy, construction raw materials and increases in waste. All these call for comprehensive solutions with specific targets to address the issues, like those offered in Agenda 2030 for Sustainable Development. Similarly, Botswana's increasing vulnerability to climate change calls for a comprehensive strategy that pays equal attention to the three dimensions of sustainable development. It was for these reasons, among others, that Botswana signed the UN SDG agenda.

Table 2.1: Population growth, working age group and urbanization rate (%)

	1971	1981	1991	2001	2011
POPULATION	4.6	4.7	3.9	2.4	1.9
WORKING AGE GROUP (15-64)	46.9	47.6	51.8	58.2	62.4
URBANIZATION	9	17	45.7	54.2	64.1





2.2 THE EXPERIENCE PRIOR TO THE 2012 RIO +20 SUMMIT ON SUSTAINABLE DEVELOPMENT

Botswana recognized the importance of combining economic, social and environmental dimension in policy decisions as far back as the late 1990s when for the first time it included a chapter on environmental conservation and land use in its National Development Plan 8 (NDP 8) (1997/1998-2002/2003). Rapid economic growth, social justice and sustainable environmental development were, therefore adopted into national plans prior to the Rio +20 (2012) declaration, which called for the integration of these three dimensions as a requirement for effective sustainable development (SD).

Prior to NDP 8, development plans emphasized the economic and social dimensions. They were premised on the perception that economic growth was critical to the safeguarding and improvement of the welfare of Botswana citizens. There were concerns then (as it was in the rest of the developing world) that the economic growth rate needed to be greater than the population growth rate, (which at the time stood at 3.4 percent in Botswana), if increases in national welfare were to be realized. On the one hand, economic growth was seen not only as an end, but also as a means to an end, since more productive output was

needed to improve the standard of living of the population. On the other hand, social justice was incorporating fairness in the economy's development. This objective would be achieved by ensuring that every inhabitant of Botswana enjoyed a minimum living standard that is consistent with good health and human dignity, i.e. the provision of healthcare, access to clean water supply and basic education nationwide.

The National Development Plan 6 (NDP 6) (1985-1991), also recognized the importance of sustainable development with regards to the fact that the economy's growth was heavily dependent on "...non-renewable minerals whose income needed to be reinvested to enhance the economy's long-term potential". It further stated that sustainability was needed to address the economy's vulnerability to economic shocks caused by drought and changes in the external political circumstances. The plan also recognized the existence of substantial, but fragile ecosystems, wildlife and agricultural resources, which required that "... in exploiting them the nation has the responsibility to see that they are not destroyed and to minimize the environmental cost of development" (NDP 6 p59). NDP 7 (1991-97) acknowledged the fact that some conflict could arise among these objectives. It specifically pinpointed that rapid economic growth could "jeopardize sustainability in the long-term by increasing the economy's dependence on particular markets and it could also worsen income distribution and social justice" It is for this reason that NDP 7 called for proper planning to avoid pitfalls that would impede achievement of these set objectives.

During NDP 9, Government came up with a fiscal rule that specified 40 percentage of GDP as the upper limit to total Government spending. NDP 10 reduced this 40 percent rate to 30 percent. NDP 11 came up with a much more elaborate fiscal rule that requires revenues from a non-renewable resource to be invested on physical and human capital in order to increase the economy's future production capacity. Therefore, the recurrent budget would be wholly covered by revenues from non-mineral revenues, while 60 percent of mineral revenues would be spent on physical and human capital. The remaining 40 percent would be saved as financial assets for future generations.

2.3 DEFINING WHAT SUSTAINABLE DEVELOPMENT MEANS FOR BOTSWANA POST2012

Against this background, and building on Botswana's well established planning process, Botswana in 2013 embarked on a process to develop a strategy to set out what sustainable development would entail prior to the SDGs adoption in 2015. The focus of this process was to develop

an integrated approach that would address the management of natural and economic resources, and social concerns in a sustainable development manner. This would enable the country to propel itself towards greater prosperity without undermining its development base or the welfare of future generations. The country therefore initiated a broad-based consultation process that defined what sustainable development means for the country. This led to the development of a draft National Framework for Sustainable Development, intended to support and provide an overarching guide for integrating the principle of sustainable development into all national policies and strategies, as well as into the practices of state and non-state actors. The framework provides the main approach to sustainable development that suits Botswana, and describes the building blocks that would enable Botswana to implement its national programs in line with sustainable development. It also describes the institutional mechanisms for driving this approach going forward. The framework cuts across social, economic and environmental dimensions, making sustainable development the business of all actors in and outside government rather than a sectoral issue or a government alone agenda. It provides the basis for formulating specific action plans on sustainable development. As an overarching framework, it constitutes the reference point for all frameworks of sustainable development initiatives in the country. By defining the sustainable development approach to be adopted by Botswana it automatically complements the focus and vision of the SDGs.

The development of the draft sustainable development framework preceded and ran along-side the development of the NDP 11 (2017-2023) and Vision 2036 (2017-2036). This provided the opportunity to ensure that the sustainable development approach guided these national frameworks. Specifically, Vision 2036 proposes sustainability and resilience as part of the country's six key development imperatives as defined in Box 2.1. The other four imperatives are transformation, implementation, innovation and national values.


Equally, NDP11 acknowledges that "achievement of inclusive growth can be realized by pursuing sustainable development. Sustainable development addresses inclusiveness both within and across generations. This is because sustainable development encapsulates two concepts, namely (i) the concept of needs, in particular the essential needs of the poor, to which overriding priority will be given, and (ii) the idea of limitations imposed by the state of technology and social organization on the ability of the environment to meet present and future needs."


By placing sustainable development at the core of Vision 2036 and NDP11, Botswana has set itself up to ensure that the three dimensions of sustainable development are integrated across all sectors, departing from an earlier approach that recognized sustainable development but kept it to the realm of the environment.

Box 2.1: Sustainability and Resilience as defined in the Vision 2036 imperatives

***Sustainability:** For enduring prosperity across all generations, we will pursue a sustainable development pathway, balancing social, economic and environmental objectives, underpinned by good governance, measuring our progress to reflect all forms of capital: social, human, economic and environmental.*

***Flexibility and resilience:** Our country and its people will be equipped and prepared to operate in a rapidly changing global environment, responding to changing circumstances and incentives; and to withstand and recover from both internal and external shocks that are beyond our immediate control.*





2.4 MANAGING TENSIONS BETWEEN THE THREE DIMENSIONS OF SUSTAINABLE DEVELOPMENT

2.4.1 THE TENSIONS BETWEEN THE ECONOMIC AND SOCIAL DIMENSIONS

As indicated earlier, rapid economic growth in Botswana was achieved mainly through diamond mining. Although the sector generated high revenues, it created low employment because of its high capital-intensive nature. The consequence of having a narrow economic focus and non-inclusive economic growth policies contributed to high poverty and rising inequalities in the country. High income inequalities arose mainly from the fact that the few who were employed had access to high income employment, which enabled them to accumulate assets, while those who were not employed had little access to any form of income. High income inequality may also be due to the mining sector's low linkages with other sectors of the economy resulting in low multiplier effect. The resultant inequality gave rise to negative social outcomes that needed to be managed. Another example of the negative effect of the rapid economic growth in Botswana was felt in a major way through the role that the construction projects played in the spread of HIV in the country. For example, the construction of the Trans Kalahari road project increased the HIV prevalence rates three-fold in the Ghanzi District. The high mobility of the project employees makes them the main conduits through which the virus is spread. The level of education, and economic status and socio cultural factors of the hosts makes them highly vulnerable in the exchange

of sexual relations to engage in unprotected sex. Using diamond revenues, the government of Botswana made an effort to address this gap by coming up with social programmes and policies aimed at tackling inequality and related social problems, such as the ones discussed below.

PROGRAMMES TO ADDRESS THE BALANCE BETWEEN THE ECONOMIC AND SOCIAL SECTORS

Cognizant of the negative externalities of this rapid economic growth impacting on the other dimensions of the economy, the Botswana government implemented several programmes and policies to address the negative outcomes. Some of the programmes are outlined below.

Agricultural Input Subsidies Programmes

Input subsidies have evolved over the years, originally from the Arable Land Development Programme (ALDEP) to the current Integrated Support Programme for Arable Agricultural Development and the Livestock Management and Infrastructural Development.

ALDEP was conceived in 1977 and its objectives were to:

- Increase agricultural production to achieve sustained self-sufficiency in the supply of grains and legumes.
- Raise arable incomes by increasing agricultural output.
- Optimize income distribution by focusing on low income households.
- Absorb rural unemployment.

Through this programme, small farmers, people without draught power and female headed households were provided with agricultural inputs to increase their productivity. Subsequent to the development of ALDEP, several other agricultural input-based subsidies were implemented.

ALDEP, for example, evolved into the current Integrated Support Programme for Arable Agricultural Development Programme (ISPAAD) in 2008, and its counterpart, the Livestock Management and Infrastructural Development Programme (LIMID) came into existence in 2009. These programmes provided subsidies in the form of agricultural inputs. While these programmes have the potential to significantly increase agricultural output, they equally have the potential to distort farmers' production incentives. Weak agricultural extension services and poor monitoring resulted in farmers applying for assistance to be used for other financial needs rather than to increase their productivity. For example, it was not uncommon to find farmers ploughing their fields only to desert them after they received the subsidy payment. However, Government has over the years tried to correct this anomaly by threatening to exclude from the eligible list, those farmers who abused such programmes.

The Incomes Policy

Another means by which the Government tried to manage the negative externalities arising from rapid economic growth was through the Incomes Policy of 1972, which had the following objectives;

- To maximize growth of new job opportunities.
- To prevent the widening gap in the living standards between those

agriculture.

To prevent Government's scarce financial resources from being directly or indirectly pre-empted by the modern sector.

This policy sought to limit the wages and salaries paid to private and parastatal sector employees to levels not exceeding those paid to the public sector. "...the policy is that in the modern sector basic local wages and salaries paid by the private sector and parastatals should not exceed those paid to comparable Government employees" NDP 5 (1979 – 85 page 68)

This approach was meant to avoid the ballooning of wages that would limit employment creation. This wage control was, however, lifted when the policy was revised in 1990 and a minimum wage was set for the formal sector. The National Employment, Manpower and Incomes Council (NEMIC) was charged with implementing this policy. The implementation of this policy was successful in ensuring that wages were not too high in the private sector in a manner that would limit employment creation. It also set a minimum wage that sought to avoid unskilled labor exploitation. That way Botswana has avoided the existence of slave wage in the economy.

The Financial Assistance Policy

One down side of the rapid economic growth that occurred in Botswana was the generation of excess liquidity in the monetary sector. Policies such as the sale of Botswana Bank certificates with the aim of mopping up this excess liquidity dampened the financial sector's incentive to provide finance, particularly the small and medium enterprise sector. In realizing the effect that this was having on the sector's ability to invest and create employment, the Botswana Government came up with the Financial Assistance Policy (FAP) in 1982. The mandate of FAP was to address the issue of lack of access to financial and working capital by small scale enterprises. The policy also sought to address the problem of lack of industrial experience, as well as labor and managerial skills and to boost exports.

The policy had four major components of fixed capital, labor grant, training grant and tax holidays. After several reviews of the implementation of this policy, it was evident that while the policy had some positive effect on formal sector employment creation, it was not equally successful in the other dimensions that it was meant to achieve. For example, it did not achieve geographical distribution of industries that was intended. About 80.3 percent of the enterprises that received FAP assistance were concentrated in the four major urban centres. There was also no evidence of any gains having been made in operational scale and efficiency. Most participating enterprises remained in the import substitution category with no capacity to export their products. Not much progress was made in skills upgrading, as there were no training centres that could train workers on short-term basis. Moreover, the policy had no in-service training component.

The Citizen Entrepreneurial Development Agency (CEDA)

Given the above, the implementation of this policy was discontinued and the Citizen Entrepreneurial Development Agency (CEDA) was introduced in 2001 with a more-or-less similar mandate. The main distinguishing features of this policy from FAP were that the grant element was removed and the programme was

made available to citizens only. Financial support was provided through soft loans. In addition, there was provision for training in business skills and for mentoring. To date CEDA has been more effective and has grown over the years and has even added a loan book specifically targeting special groups such as youth. The above examples illustrate how a negative outcome from rapid economic growth, namely the negative impact of excess liquidity on employment creation, was addressed by government's financial assistance to the Small and Medium Enterprise Sector (SME) sector to enable it to generate the needed employment.

2.4.2 THE TENSIONS BETWEEN THE ECONOMIC AND ENVIRONMENT DIMENSIONS

The pursuit of rapid economic growth has also brought with it adverse environmental consequences. Examples of these are the over-mining of river sand, excessive harvesting of some veld products, increased production of waste products, water pollution, and deforestation and carbon emissions, among others.

To address some of these negative effects, a policy on National Resource Conservation and Development was developed in 1990. The policy called for a comprehensive evaluation of all economic, social and environmental policies, programmes and projects before they could be implemented. All sectoral ministries, departments, local authorities, parastatals and the private sector were required to comply. The policy seeks to ensure that available natural resources were protected and efficiently utilized to reduce adverse impacts, minimize costs, and enhance benefits of proposed developments.

In addition, the government enacted the Environmental Impact Assessment (EIA) Act, which was aimed at considering environmental costs of development projects, and policies. The Environmental Impact Assessment Act of 2005 was amended in 2011 and regulations produced in 2012. EIA requires mitigatory measures to be put in place to avoid adverse impacts of proposed developments. While the introduction of EIA is recognized as a positive measure, there are concerns that the practices of conducting EIAs for all projects may be arbitrary and costly. Nonetheless, a good example that illustrates the benefits of EIA is the Trans Kalahari highway which links Johannesburg and Walvis Bay through Botswana. Following the recommendation of the EIA, a decision was taken not to fence the highway since such fencing would interfere with wildlife movements and migratory patterns by blocking their migration corridors. Similarly, over three hundred kilometer north-south water carrier had to be realigned to minimize its potential adverse social and environmental effects.

Beyond the efforts of government, players in the private sector have also embraced sustainable development as part of their business processes. Two key examples are Debswana, Botswana's largest diamond company and the Botswana Stock Exchange.

Debswana places sustainability at the heart of its business strategy, and as an approach that creates a competitive advantage for our company and by extension social and economic value for Botswana. The core components of Debswana's sustainability strategy are the people, the communities, the environment and safety. These underpin the company's business model. (See Box 2.2). In response to the SDGs, Debswana is mapping the SDGs against its value chain, identifying the areas of potential positive and negative influence on the SDGs (see figure 2.2).

DEBSWANA 
Mining diamonds, enriching the nation



DEBSWANA'S SAFETY AND SUSTAINABILITY DEVELOPMENT PROGRAMME

Botswana is the world's largest diamond producer by value, producing about 21% of global output. The country's main diamond mining company is Debswana Diamond Company (Pty) Ltd, a unique partnership between the Government of the Republic of Botswana and De Beers Group of Companies, with each holding a 50 percent share of the three main diamond mines in the country. Debswana is the largest producer of rough diamonds in the De Beers Group of Companies, as well as being Botswana's largest taxpayer. Roughly 80% of the profits generated by Debswana is accrued as government revenue for the benefit of the people of Botswana. The unique model used in the Botswana diamond industry is behind the on-going proof that, given good governance and the appropriate laws, diamond revenues can contribute significantly to the economy in countries where they are sourced, fueling economic and social development.

At the heart of Debswana's success is a "Debswana Safety and Sustainability Development (S&SD) Strategy" that drives the integration of the social, economic and environmental dimensions, and one of the best demonstrations of private sector's proactive contributions to the SDGs. The four major components of the strategy are: Safety Management, Occupational Health; Environmental Management and Social Performance. Debswana goes beyond just tokenism, but uses Sustainability as the vehicle for endearing the company to the hearts of its valued customers who consume diamonds. The S&SD Strategy sends a clear message to consumers that diamonds from Botswana have been mined and processed with high regard to safety, optimally and responsibly to ensure long term sustainability. The company also recognizes that long term success depends on the well-being of the communities and the natural environment in the country and areas in which it operates.

Debswana contributes to the three dimensions of Sustainable Development through:

1. *Biodiversity management: It runs 65, 000 ha of game parks with biodiversity management plans, and hosting 25% of Botswana's rhino population; promotes post-mine closure use for tourism thereby promoting alternative livelihoods; biodiversity research partnerships with NGOs, and funds community trusts for natural resources.*



2. *Investing in Health and Wellness in the communities which the company operates in: Debswana spends a total of about P185 million (about US\$18.5 million) per year, in its hospitals, which serve as District referral hospitals for communities and attend to 84,000 patients per year.*

3. *Investing in Citizen Economic Empowerment: Local procurement (80% of total procurement), enterprise development and a Supplier Development Programme.*

4. *Investing in local communities in which the company operates to leave a legacy of prosperity and sustainability, spending P49.3 million (\$4.9 million) over the last 3 years.*

TOWARDS IMPLEMENTATION OF SDGs



Given that Botswana had already begun to roll out development through integrating the environment, social and economic dimensions it was a seamless transition to the adoption of SDGs once approved by member states in 2015. Botswana adopted four distinct phases to roll out SDGs. First, the process began with a strong campaign to ensure ownership of SDGs at all levels. Second, the goals were integrated into national development frameworks, programmes and sector plans. Third, institutional mechanisms were established for their effective coordination. Fourth, a plan of action (Roadmap) to rollout SDGs was approved. Simultaneously, the country embarked on developing a sustainable development framework that would define how the country will implement all its programmes using a sustainable development approach.

3.1 CREATING OWNERSHIP AT ALL LEVELS

3.1.1 NATIONAL DISCUSSIONS

The 2030 Agenda for Sustainable Development was promoted through awareness raising campaigns and several dialogue sessions were undertaken jointly by the Government and UN agencies for Local Authorities, Civil Society, Academia and the Parliament. One of the national level dialogues focused on Sustainable Finance and resulted in the development of a road-map towards a long term Sustainable Finance Initiative. (See Box 3.1).

BOX 3.1: NATIONAL SDG DIALOGUES: HIGH LEVEL NATIONAL SYMPOSIUM ON SUSTAINABLE FINANCE

As part of its journey towards Sustainable Development, Botswana has identified the integration of sustainability into financing and investment as a building block for its broad-based framework for Sustainable Development. In this regard, Botswana held its first High Level National Symposium on Sustainable Finance on 7 April 2016, bringing together Ministers of (a) Finance and Economic Development (b) Environment Natural Resources Conservation and Tourism (c) International Trade and Investment (d) Local Government and Rural Development and CEOs from financial services sector, civil society, development partners and international experts.

Botswana's High Level National Symposium on Sustainable Finance concluded with a bold proposal to develop a road-map towards a long term Sustainable Finance Initiative. The formulation of such a road-map would recognize the following success factors: (i) the success of SD requires investments beyond government, (ii) aligning investments with development objectives, (iii) policy and regulatory shifts, (iv) regular engagement and continuous learning, (v) a common set of principles for Sustainable Financing to guide all actors, (vi) harnessing quick-wins and emerging opportunities such as climate funds and declining costs of sustainable technologies, (vii) education and awareness, and (viii) making real changes in the lives of people.



Follow-up discussions in pursuit of Sustainable Finance have since started with selected players in the financial services sector, specifically the banking sector and the Botswana Stock Exchange.

3.1.2 DISTRICTS AND COMMUNITY DISCUSSIONS

Several awareness campaigns were held in all the 16 Districts (including cities and towns) of the country. The district discussions were conducted in three steps involving the technical, policy and administrative leaders.

- Step 1: Focused on creating an understanding of the SDGs from a global perspective through technocrat-led presentations and discussions.
- Step 2: Focused on identifying the key natural, economic and social hazards that they are exposed to, and the factors that makes them vulnerable to these hazards using the UN reference guide "Mainstreaming Acceleration and Policy Support (MAPS)".
- Step 3: Focused on mapping the specific Goals and Targets against each hazard.

This provided an opportunity to relate each goal to the real issues that the districts and their communities face on a day-to-day basis. It also provided an opportunity to look at the

issues through the lens of the targets and allowed stakeholders to reflect on the current status relative to the proposed SDG targets and the gaps that still have to be addressed.

The participants identified Botswana's vulnerability to a range of economic, social and environmental hazards. Some of these were Botswana's vulnerability to climate change impacts and the impact of global changes in prices of diamonds. The participants understood that the impacts of

these hazards could reverse Botswana's development progress, and may impact differently in different districts and communities. With the SDGs designed to build sustainability and resilience, the district discussions focused on getting the local authorities to understand SDGs in terms of how they can help to build resilience in the face of the different hazards. A sample of the outputs from these dialogues is provided in Table 3.1

KGATLENG DISTRICT		
GOALS	TARGETS	
SUSTAINABLE DEVELOPMENT GOAL	SDG TARGETS THAT ENHANCE RESILIENCE	KEY ACTORS: GOVT, PVT SECTOR, CIVIL SOCIETY, COMMUNITY STRUCTURES, LOCAL AUTHORITIES ACADEMIA AND RESEARCH.
Goal 1; No poverty	1,1,1,2,1,5	Council, Office of President, VDCs, Poverty Eradication Implimenting, Departments, Private sector, NGOs.
Goal 2: Zero Hunger	2,1, 2.2, 2.3,2.4,2b	MoA, MoHW, Council, WUC
Goal 3: Good Health and wellbeing	3.1,3.2,3.3, ,3.4,3.5,3.6,3 7, 3.8, 3.9, 3a, 3b, 3c	Law Enforcement Agencies, MoH, NGOs Council
Goal 4: Inclusive Quality Education	4.1,4.2,4.3,4.4,4.5,4.6,4.7 4a	MoBE, Regional Office, MYSC, Council, NGOs
Goal 5: Gender Equality	5.1,5.2,5.3,5.4,5.5,5.6,5, 5b,5c	Gender Affairs Dept, Police, NGOs, Chiefs
Goal 6: Clean Water and Sanitation	6.1,6.2,6.3,6.4,6.5,6.6,6b	WUC, Council MoH
Goal 7: Affordable clean energy	7.1,7.2,7.3	BPC, WUC
Goal 8: Decent work and economic growth	8.1,8.2,8.3,8.5,8.6,8.7,8.8, 8.9	LEA, MYSC, MoA, Dept of Ipelegeng
Goal 9: Industry, innovation and infrastructure	9.1,9.3	
Goal 11: Sustainable cities and communities	11.1,11.2,11.3,11.4,11.5,11.6 11.7,11a,11b	Land Board, Council

Table 3.1. Sample of outputs of district dialogues on how and which sdg targets enhance local level resilience

Table 3.1 captures the multi-sectoral approach that will be taken to address the problem of poverty. It clearly spells out which sectors will specifically focus on which SDGs. For example, the District Council, Office of the President, Village Development Committees, Private Sector and Civil Society will contribute to the pursuit of SDG 1.

The outcomes of the district discussions were as follows:

1. A shared understanding of the 2030 Agenda, the SDGs and their relevance for each district, city and town.
2. A thorough hands-on knowledge of all the SDGs and their targets and how they can be applied in the districts.
3. The key policy and implementation issues that need to be addressed to ensure that SDGs are implemented at national and local levels.

3.1.3 CIVIL SOCIETY, NON-GOVERNMENT ORGANIZATIONS AND THE YOUTH PROMOTING SDGS

The Civil Society in Botswana has been very much engaged from the inception of the SDGs to the present day. NGOs also conducted, SDG awareness campaigns, covering all parts of the country. The NGOs also identified the SDG targets relevant to each NGO, and discussed how their plans and budgets will include SDGs work. Through these processes, NGOs demonstrated their comparative advantage in taking the SDGs to local communities.

The youth have also engaged in the whole SDG domestication process. The Youth Alliance for Leadership and Development in Africa -YALDA Botswana partnered with African Monitor and Orange Botswana, (mobile phone company), to solicit inputs from thousands of young Batswana to find out their hopes and aspirations for Botswana and Africa beyond 2015. The output informed the Africa Common Position on the 2030 Agenda.

Following the adoption of the SDGs, YALDA Botswana worked with other organizations including Junior Chamber International Botswana, and Global Shapers Botswana, to translate the SDGs into the local language (Setswana) as shown in Figure 3.1.

MAIKEMISETšo A MAFATSHE a ditlhabolo tsa sennela ruri



FIGURE 3.1: LOCAL LANGUAGE TRANSLATION OF SGDS

They have also been running SDG awareness campaigns through community events (Figure 3.2) and on social media. One of the most successful such campaign was “A goal a day.” Under this campaign, YALDA identified a community champion for each SDG. Taking one goal per day, each champion would promote the goal within their community, until all the SDGs were covered.

Figure 3.2:
Youth events promoting
“A goal a day” campaign



3.1.4 THE PRIVATE SECTOR AND SDGs

As we saw in Section two above Debswana and the Botswana Stock Exchange, (BSE) are active in advocating the SDGs. The Green Buildings Council was also recently formed to bring together players in the construction industry to promote sustainable buildings and reduce carbon emissions.

Because of the extensive campaigns covering all major players, there is broad awareness and ownership of the SDGs.

3.2 ALIGNMENT OF SDGs WITH THE NATIONAL VISION AND NATIONAL DEVELOPMENT PLANS

Botswana's overall approach is that its development frameworks should drive Sustainable Development. Therefore, Botswana underwent a lengthy consultation process in the development of its national Vision 2036, (2016-2036), National Development Plan 11 (2017-2023) and the associated District and Urban Development Plans to ensure that these key documents were aligned to the SDGs.

Both Vision 2036 and NDP 11 were formulated while the SDGs were being finalized, giving Botswana the opportunity to embrace them at the planning stages. Consequently, NDP 11's overall theme of “Inclusive Growth for the Realization of Sustainable Employment Creation and Poverty Eradication” seeks to capture the spirit of the SDG agenda, acknowledging the “development challenges facing the country, and the need to align the focus of the Plan with global, continental and regional initiatives”. The stated national priorities of NDP 11 mirror those of Vision 2036 and very closely relate to the SDG agenda. These are: (i) Developing diversified sources of economic growth; (ii) Human capital development; (iii) Social development; (iv) Sustainable use of national resources; and (v) Implementation of an effective monitoring and evaluation system. Similarly, Vision 2036 is also anchored on the principles of Sustainable Development, and is committed to align its implementation to the SDGs.

Through the leadership of the national statistics office (Statistics Botswana) the country has mapped all SDGs' indicators relevant and measurable in Botswana, and aligned them to the country's Vision 2036, NDP11 and the African Union Agenda 2063. The country is now on course to compile a full baseline of those indicators that are applicable and whose data is readily available.

3.3 INSTITUTIONAL MECHANISMS FOR SDG COORDINATION

Given the importance of SDGs, the country established a National Steering Committee (NSC) co-chaired by the

Government and the United Nations to drive the policy agenda. Its members include personnel from Government, Private sector, Development Partners, Youth Groups, National Assembly, Ntlo ya Dikgosi (formerly House of Chiefs), Civil Society Organizations, Trade Unions and other Non-State Actors.

This NSC established a Technical Task Force (TTF) whose membership is also multi-sectoral. These committees are serviced by an SDGs Secretariat in the Ministry of Finance and Economic Development (MFED) supported by the UN.

The SDG rollout process will be further supported by four Thematic Working Groups (TWGs). These are (i) Economy and Employment, (ii) Social Upliftment, (iii) Sustainable Environment, and (iv) Governance, Safety and Security. Each TWG comprises a cluster of related sectors whose membership is derived from state and non-state actors.

For data and progress tracking, Statistics Botswana is the institutional entity charged with the responsibility to set up a system that aligns the SDGs indicators with the NDP11 and Vision 2036 indicators as well as monitor progress in the SDGs implementation in conjunction with the National Strategy Office. This office has gone through the Global Statistical Framework and identified those indicators that Botswana can measure and report on, and those that are aligned to the pillars of Vision 2036 and NDP11. The appendix to this document summarizes some of the indicators.

3.4 THE SDGs ROADMAP

Following the adoption of the 2030 agenda, the NSC put together a National SDGs Roadmap. The document provides a coherent and well-coordinated approach to the implementation of the SDGs. It identifies broad areas to be covered in the medium to long-term. The Roadmap sets out three areas of focus; (i) Coordination, Ownership and Leadership; (ii) Implementation, building on existing structures; and (iii) Data and progress tracking and reporting. It also includes a plan of action for the next five years which will be broken down into annual work plans.

In addition, the roadmap also proposes mobilization of resources, both financial and human resources to drive the SDGs. Human resources are especially required in the coordination of the SDGs to ensure that this coordination addresses and manages the linkages across all five (5) Ps of the SDGs (People, Planet, Prosperity, Peace and Partnerships), the management of data to monitor progress, stakeholder engagement, communication, coordination and programming and application of sustainable development tools needed. The Roadmap also recognizes Communication as a key function to ensure all actors are engaged in the implementation of the SDGs. As such, a process to develop a Communications Strategy has been initiated.

STATUS OF SELECTED SDGs IN BOTSWANA RELATED TO POVERTY



This section reports on the implementation of selected SDGs related to poverty eradication namely SDG1, 2, 3, 5, 9, and 17. It describes the status to date key interventions implemented, challenges remaining and the key lessons learnt in implementing each goal

4.1 SDG1: POVERTY ERADICATION THROUGH ECONOMIC GROWTH

4.1.1 INTRODUCTION

This section describes the current status of poverty and the trends in recent years. It then goes on to show how poverty has been addressed and the challenges being faced.

4.1.2 THE STATUS OF POVERTY IN BOTSWANA

Historically, head count poverty has always been very high in Botswana. According to the Household Income and Expenditure Survey (HIES) of 2002/03, the national rate stood at 47 percent in 1993 and in 2002/3 it dropped to 30.6 percent and further decreased to 19.3 percent in 2009/10 (Botswana Core Welfare Indicator Survey-BCWIS, 2009/10). The decrease from 47 percent to 19.3 percent in about 15 years is a great achievement. However, poverty eradication remains a priority for Botswana. The BCWIS survey indicated that in addition to the poverty levels of 19.3 percent in 2009/10, there was a segment of 6.4 percent of the population that lived in extreme/abject poverty. Available survey data from both surveys show that

poverty in Botswana has a rural bias i.e. in terms of intensity and levels. In 2002/3, the poverty incidence was estimated at 10.6 percent in urban areas and 44.8 percent in rural areas. There was a significant reduction in poverty levels in 2009/10 to 8 percent for urban areas and 24.3 percent for rural areas (BCWSIS, 2009/10).

According to the World Bank Assessment Report 2015, compared to other African countries Botswana lies in the middle of the distribution. It is ranked 67 among 127 countries. According to the Bank “only a few countries in Africa have lower international poverty rates than Botswana.” However, its comparator group (of upper middle income countries) is in the less than 1 percent under US\$1.25 a day while Botswana is at 6.4 percent. The positive side to the Botswana poverty story is that poverty incidence decreased more in rural areas than it did in cities and towns during the period 2002/3-2009/10. The Botswana Millennium Development Goals Status Report (2015) states that during this period poverty in rural areas decreased at the rate of 6.5 percent, while that for cities and towns experienced a 3.5 percent decrease.

Using the same HIES and BCWIS data sets, the World Bank study over the same period (2002/3 and 2009/10) confirmed that poverty decreased from 30.6 percent in 2002/3 to 19.3 percent in 2009/10 (see Botswana Poverty Assessment, March 2015). The World Bank study showed that in absolute terms this result meant that the actual number of people living below the poverty line decreased by 180 000 during the review period, with rural areas accounting for 87 percent (158 000). The same data-set determined that the national Consumption Gini Coefficient decreased from 64.7 to 60.9, while that of the rural sector fell from 60.9 to 56 and that of the cities/towns increased from 58.4 to 59.9. This means that both poverty and inequality decreased more in rural areas than in cities/towns.

The Bank's calculations showed that the Botswana shared prosperity rate for the period between the surveys (2002/3 – 2009/10), which is measured by the growth rate of the per capita consumption level of the lowest 40th percentile of the population, stood at 4.9 percent. This was significantly above the global median of 3.9 percent. During the same period, South Africa and Namibia scored 3.5 percent and 3.2 percent, respectively. Swaziland stood at zero percent, while Lesotho was at -0.04 percent and Mauritius was just below 2 percent. From this, the World Bank concludes that Botswana was a “... top African performer in shared prosperity” and that its economic growth for the period was “strongly pro-poor”.

Further analysis by the Bank, attributes 47.5 percent of the rural poverty reduction to increases in incomes and subsidies in the agricultural sector, while 24.3 percent came from such demographic changes as decreases in household size as well as decreases in the dependency ratio. Formal labor income contributed 10.4 percent in poverty reduction, while increased access to finance through loans and credit accounted for 9.6 percent. The decrease in poverty was also attributable to social transfers of 3.5 percent.

4.1.3 KEY INTERVENTIONS SUPPORTING SDG 1

The progress in poverty eradication is a result of several government initiatives. The Integrated Support Programme for Arable Agricultural Development (ISPAAD), mentioned earlier, gave crop farmers subsidies to increase productivity in the agricultural sector. The main components of this programme are (1) the provision of cluster fencing (this is an arrangement where farmers who have ploughing fields on contiguous land are encouraged to collectively fence them to protect their crops from livestock; (2) Farmers are provided with free seeds, fertilizer and draught power; (3) Farmers receive assistance from Government to access credit; and (4) Farmers are assisted with portable water and service centres where they can hire farming implements.

In 2002 the Service for Livestock Owners in Communal Areas (SLOCA) and the Livestock Water Development Programme were introduced. In 2009 these two programmes were merged to form the Livestock Management and Infrastructural Development (LIMID) programme. LIMID's main objective is to improve livestock management, improve the range resource conservation, as well as alleviate poverty. LIMID assists farmers with animal husbandry through the provision of fodder support and water development to support small stock and poultry.

Other programmes seek to enhance social welfare through economic empowerment. These include (1) the Remote Area Dwellers Programme (RADP), which is aimed at supporting Remote Area Dwellers (RADs); (2) the Youth Empowerment Scheme (YES), which focuses on young people. Through this scheme young people are given starter support packages of P100 000 (just under US\$10 000) to start economically viable projects. Only half of this is repayable, while half is a grant; (3) Women's Economic Empowerment Programme throughout the country; (4) The Destitute Persons Programme targeting individuals unable to engage in sustainable economic activities, due to disability or chronic health problems. The programme provides destitute people with food intended to provide 1750 calories per day plus additional cash for personal (non-food) items. Provisions are made for shelter, medical care, occasional fares, funeral expenses (when needed) and exemptions from service levies, taxes, water charges, street licenses, school fees and tools for rehabilitation. Additional shelter is provided under the Presidential housing scheme. (5) Over and above an Inclusive Education Policy was developed in 2011 targeting the disadvantaged and vulnerable marginalized groups.

Poor able-bodied persons are assisted through the Ipelegeng Programme, which is a Labour Intensive Public Works Programme providing relief and short term employment support, as it carries out essential development projects that have been identified and prioritized through the normal development planning process. It engages every Motswana, in rural and urban areas, who is able bodied and aged 18 years and above. The beneficiaries are engaged on a monthly rotational basis and are paid a wage of P480.00 (US \$48) per month plus a daily snack

to the value of P5.00 per person, while supervisors earn P560.00. Box 4.1: Packages of the Poverty Eradication Programme

The 45 Poverty Eradication Packages implemented under the Ministries of Local Government and Rural Development, Nationality, Immigration and Gender Affairs and Agricultural Development and Food Security include back yard and clusters for horticultural gardens, bee keeping, indigenous (Tswana) chickens, small-stock (sheep and goats), leather works, fisheries, leisure services, home based laundry, hair salons, food catering, food processing and packaging, textiles, tree nurseries, landscaping and bakery.

Programmes/Packages under the Ministry of Youth Empowerment, Sport and Cultural Development include the Youth Development fund. In response to the 6.4 % of the population that lived in extreme/abject poverty reported in the BCWIS study, the Government introduced a Poverty Eradication Programme (PEP), specifically targeted to this group (Box 4.1). The main objective of this special programme is to economically empower the poor by capacitating the beneficiaries to enable them to live a dignified life. The programme targets the sector of the population with monthly income of less than P300 (US\$30).

BOX 4.1: PACKAGES OF THE POVERTY ERADICATION PROGRAMME

The 45 Poverty Eradication Packages implemented under the Ministries of Local Government and Rural Development, Nationality, Immigration and Gender Affairs and Agricultural Development and Food Security include back yard and clusters for horticultural gardens, bee keeping, indigenous (Tswana) chickens, small-stock (sheep and goats), leather works, fisheries, leisure services, home based laundry, hair salons, food catering, food processing and packaging, textiles, tree nurseries, landscaping and bakery.

Programmes/Packages under the Ministry of Youth Empowerment, Sport and Cultural Development include the Youth Development fund.



Operational projects, are those projects that are still running and aiming at meeting the intended objectives of eventually graduating beneficiaries from extreme poverty. 2) Nonoperational project, are those whose beneficiaries have been accessed and approved and are awaiting delivery of inputs. 3) Failed projects are those whose projects commenced but were later terminated or abandoned 4) Excelling projects are those whose owner are deemed to have reached a sustenance level and are about or have graduated from poverty Overall the programme has had about 80 percent success rate with only about 3 percent out right failure rate. About 5.6 percent of these beneficiaries have excelled and are operating close to standard commercial levels. Figure 2.2 shows is a sample of some the products produced by the beneficiaries of the PEP.

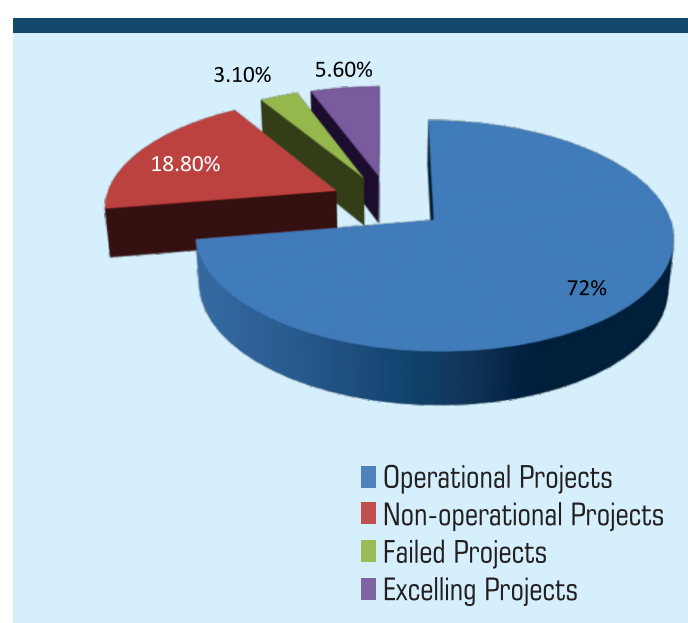


Figure 4.: Performance of the Poverty Programme

In an effort to accelerate programme uptake, expand the reach, diversify the existing packages and respond to challenges of market saturation, the Government introduced new initiatives. These new initiatives include new packages such as the Chicken Egg Layers programme in the agricultural sector. It is already operating and some beneficiaries have started marketing their products to communities, schools and government institutions, supermarkets and wholesalers. Machinery for the PEP Small and Medium scale industries have been procured and distributed to the various groups of beneficiaries throughout the country. Products to be produced by these machineries include toilet paper, soap, candles, and pellets. Some of these products have found their way into the local stores/supermarkets through the support of government in terms of providing the requisite tools for market penetration

In a bid to improve poverty eradication coordination, Government took the decision to transfer offices of the District

These include destitute persons, people living with disabilities, orphans and vulnerable individuals. Its prime objective is to assist this group to graduate from extreme poverty.

This is done through sustainable income generating projects and employment creation initiatives, capacity building and skills development, as well as the provision of social services for daily survival.

The Government has further expressed the intention to eradicate the 6.4% abject poverty by December 2017, a move that has caused government to accelerate its programming. The PEP initiated in 2012 is coordinated by the Ministry of Presidential Affairs, Governance and Public Administration (MOPAGPA) at national level and District Commissioners at the District level. The five major implementing partners/ministries continue to focus on implementing the 56 packages, (some of which are part of PEP) offered to beneficiaries in their different forms

. The Ministry of Local Government and Rural Development with its Social Workers remains the entry point for assessment and evaluation of beneficiaries in need of assistance.

The performance of this programme is illustrated in Figure 4.1. The performance is rated into four categories as follows: 1)



Figure 4.2:
Some of the Products
by Excelling
PEP Beneficiaries

Commissioners from the Ministry of Local Government and Rural Development where they were initially housed, to the Ministry of Presidential Affairs and Public Administration together with all the resources for ease and flow of coordination.

4.1.4 CHALLENGES FACED BY THE POVERTY ERADICATION PROGRAMME

While Government supports its citizens to get out of abject poverty through the above-mentioned initiatives, it has experienced challenges of high levels of dependence on government programmes. In response to this Government is now making deliberate efforts to enhance the graduating rate of PEP beneficiaries. Graduation Guidelines are therefore being developed to assess those with success stories to graduate from poverty and thereby wean them off. Government however, notes that the elderly and some People Living with Disability (PLWD) may take longer to graduate.

One other challenge faced by the PEP has been the existence of loopholes that make it possible for some beneficiaries to simultaneously benefit from the different programmes. A National Integrated Monitoring and Evaluation Framework has been developed to address the challenges of inadequate monitoring and evaluation of government programmes including beneficiary projects. A single social registry is also being developed. This is being done through the assistance of the World Bank and the aim is to harmonize social development programmes.

To address the challenge of the irregular existence of poverty related data sets, a continuous annual Poverty Survey that would inform policy makers on the national performance on poverty and its dynamics will be undertaken. Its main aim will be to address challenges on data gaps when surveys used to take between five and ten years.

Some projects have faced challenges relating to inputs, and water has specifically been one of the main challenges for backyard gardens. To address this, the Government has rehabilitated old boreholes and encouraged horticultural gardens to be established in clusters around these water points including dams. Water harvesting techniques are also being explored to address this water related challenge. To address the

climate change challenge Government is assisting beneficiaries to adopt more scientific farming methods that are responsive to the current weather related challenges. Hydroponics, for example, are being explored as possible irrigation solutions in cases of low water yield boreholes or rainfall.

To address the challenge of lack of motivation, determination, perseverance and sense of ownership by some of the beneficiaries, a mentoring programme is being considered. This is because the deficiency is seen as contributing to the low success rates of some projects.

4.1.5 LESSONS LEARNT

The policy interventions, particularly subsidies in the agricultural sector have had significant positive effects on poverty eradication as they have contributed to a general increase in household incomes. The fact that in Botswana the agricultural sector has taken the lead in reducing poverty and income inequality is a welcome development as a majority of the population (about 60 %) resides in urban villages where agriculture, particularly livestock farming is the main economic activity.

Experience coming from the Alternative and New Packages Programmes, as well as small and medium scale industries, shows that with improved Government coordination of these programmes, particularly in terms of a special focus on the value chain, poverty can be alleviated in Botswana. This basically suggests that when different programmes have backward and forward linkages more mileage can be made in terms of poverty alleviation.

Improved crop and livestock prices increases and focused agricultural research and extension staff support into this sector, amongst others, might pay great dividends through productivity increases. There remains a need for policies that can assist harness the opportunity to capture the “demographic dividend”. Poverty is easy to handle where dependency ratios are low. Increases in labor productivity, combined with decreasing household size, can lead to poverty reduction. Therefore, policies that seek to improve agricultural labor productivity are what is needed from the policy standpoint.



4.2 SDG2: ENDING HUNGER WHILE INCREASING ACCESS TO NUTRITION

4.2.1 INTRODUCTION

This section starts by establishing the link between poverty, hunger, access to nutrition and economic prosperity. It goes on to explain the trends emerging in recent years, the key interventions implemented, and conclude with some challenges that persist and the key lessons learnt.

4.2.2 LINKING POVERTY WITH FOOD AND HUNGER

It is well recognized that there exists an intimate link between poverty, hunger, access to nutrition and economic prosperity. This is because human capital, which is needed for economic growth requires food and nutrition as much as the presence of adequate food and nutrition requires it. Adequate intake of nutrition, particularly at the beginning of life, is crucial in the building of a strong and robust human capital pool. Provision of adequate nutrition ensures good physical and mental development and long-term health, while malnutrition leads to direct losses in productivity due to poor physical status, poor cognitive development and schooling, and increased health care costs due to ill health, thus creating an intergenerational vicious cycle of poverty.

As succinctly captured by the Ministry of Health and Wellness, National Nutrition Strategy (2015- 2020) “...Undernutrition is

intergenerational – poor foetal growth or stunting in the first two years of life (first 1000 days) leads to irreversible damage, including short adult height, lower educational attainment - which leads to low paying jobs that in turn results in reduced income and decreased offspring birthweight” (Ministry of Health and Wellness, National Nutrition Strategy (2015- 2020) page 1). Through this channel, poverty is transferred from one generation to another. It is in that regard that adequate and good quality of food and nutrition is one major way through which poverty can be alleviated.

The Botswana Government has always been mindful of this strong link between food, nutrition and poverty. It is for that reason that it has signed several global declarations dealing with this subject. As far back as the early 1970s the government prioritized Food and Nutrition under the Ministry of Health and Wellness. A National Plan of Action for Nutrition (NPAN)(2000-2010) was formulated and has now been succeeded by the Botswana National Nutrition Strategy (2015-2020).

The historical trends pertaining to the Botswana nutritional situation is captured in Figure 4.2.1 which exhibit fluctuations. The depicted trends reveal that the Botswana underweight situation in 2007 was worse than it was in 2000. Similar fluctuations occurred for both stunting and wasting. The underweight situation seems relatively better in that the 2007 level is lower than the 1993 and 1996 levels. Stunting levels in 2007 are at the same levels as they were in 1993, but lower than the 1996 level. Trend lines in Figure 4.3 reveal that both underweight and stunting have trended downwards during the entire period with underweight seemingly trending down more. The wasting situation seems to have remained the same on average during the entire period.

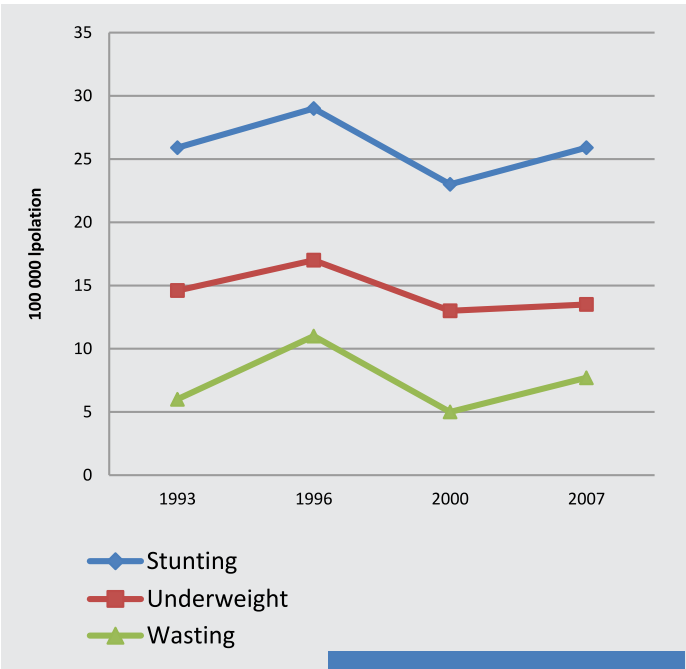


Figure 4.3: Trends of Stunting Underweight and Wasting in Botswana per 100 000 Population (1993-2007)

Source: Botswana National Nutrition Strategy (2015-2020).

From this, two major policy issues emerge. First, given the progress that has been achieved in economic growth and the significant decrease in poverty levels, the expectation is that these trend lines should have all significantly and continuously trended downwards, which is not the case based on Figure 4.3. The second point is that, these trends are substantially high relative to the amount of interventions made by the government in addressing poverty and other developmental indicators, as illustrated in the section below. It is worth noting, however that available data only goes up to 2007 and that is what has been used in this table. It is possible that a lot could have happened during the last ten years to change the overall picture in this figure.

4.2.3 KEY INTERVENTIONS SUPPORTING SDG 2

To address malnutrition, the Government has put in place several programmes. Some of these are captured in Section two and these include the under-five Nutrition Surveillance and Growth Monitoring, the Vulnerable Group Feeding Programme in the Ministry of Health & Wellness, ISPAAD¹, LIMID², Poverty Eradication in the Ministry of Agricultural Development & Food Security, the Destitute Persons Programme, Food Relief Services and Community Development in the Ministry of Local Government & Rural Development. As poor nutrition and poverty are linked, interventions under SDG 2 are similar to those applied for poverty eradication.

The mandate of the under-five Nutrition Surveillance and Growth Monitoring is to monitor the growth of children (i.e. if they are growing well) and subsequently determine their nutritional status. Mothers or care givers bring the children every month to clinics for weight monitoring and the aggregated data from districts is utilized at national level. This is especially vital when household food security could be compromised by shocks such as drought. Through the Vulnerable Group Feeding Programme, supplementary food is distributed to under- five and other vulnerable groups such as pregnant, lactating women, and TB outpatients as a take home ration on monthly basis at their local health facilities. The supplements are meant to provide one third of the children's daily nutrient intake.

The ISPAAD programme contributes to ending hunger and reducing malnutrition through the Letlhafula initiative, which was introduced to provide primary schools with freshly harvested local agricultural produce such as watermelons, sweet reed and corn / maize. Through the Poverty Eradication Programme, schools are supplied with eggs for nutritional support of school children. The Ministry of Local Government and Rural Development's interventions to address malnutrition include


providing vulnerable groups (orphans, destitute persons and home based patients) with a food basket. An average of 95 percent of beneficiaries registered under these programmes is supported monthly, making the poor and vulnerable families to be more food and nutrition secure. The programmes have a multiplier effect in that they provide market access for small scale farmers and traders through local procurement, which generates income and improve their socio-economic status, thus reducing poverty.


Despite the significant interventions in ensuring food security, it is of great concern that the impact on nutrition outcomes is not commensurate with the level of investments. In view of this, nutrition-sensitive programming issues have recently been receiving some attention within Government, as evidenced by the country's involvement in activities that advocate for building a multi-sectoral approach for advancing nutrition. These include hosting the SADC CAADP Nutrition Capacity Development Workshop in 2013; joining the global movement for Scaling Up Nutrition (SUN Movement) in 2015; and hosting a high-level international Nutrition Advocacy Conference that was launched by His Honour the Vice President of the Republic of Botswana in 2015. The SUN Movement recognizes that causes of malnutrition are multi-faceted and require both nutrition-specific interventions and broader nutrition-sensitive programming in various sectors including agriculture, water and sanitation, education and employment, health, social protection services, and women empowerment, among others.

¹ Integrated Support Programme for Arable Agriculture

² Livestock Management and Infrastructure Development

³ To get food basket description from MLGRD (Social Protection)





4.2.5 LESSONS LEARNT

The main lesson learnt from all the cases above is that rapid economic growth is a necessary, but not a sufficient condition for addressing issues of food and nutrition. Similarly, well-articulated nutrition policies and establishment of related programmes do not provide a panacea for health and nutritional issues i.e. given the amount of investment injected on the nutrition related programmes when compared to the outcomes of programmes. This arises from the fact that Botswana experienced rapid economic growth and invested on addressing the nutrition problem both of which did not adequately reduce malnutrition rates in Botswana. As stated earlier, the non-inclusiveness of the growth that the country experienced resulted in low employment creation and high poverty rates. That notwithstanding, earlier discussions have stated that the high poverty rates experienced by the country have also trended downward. This downward trend does not seem to have manifested into the improvement in the nation's food and nutrition security situation. This suggests that policy must go a step further and ensure that issues of food and nutrition must be directly addressed with policy tools specific to it, taking cognisance of its multi-sectorial nature.

4.3 SDG 3: ENDING POVERTY AND ENSURING HEALTHY LIVES AND WELL-BEING

4.3.1 INTRODUCTION

and goes on to focus on three SDG 3 targets, namely: 3.1- maternal mortality; 3.2- preventable death of new born babies and under-five mortality; and 3.3 – the AIDS epidemic and tuberculosis. Each of these critical areas will be addressed separately below.

4.3.2 LINKING POVERTY AND WELL-BEING

The health status of any population is the main determinant of the amount and quality of human capital that is available to the economy. The healthier the population the higher the labor productivity levels, and the more competitive the economy's goods are in global markets. Further to that, the healthier an individual is, the more that individual is able to participate in productive activities and the better the person's wellbeing. Health is therefore directly related to economic growth and poverty reduction. It is in that regard that in pursuit of rapid economic growth and social justice, the Botswana Government has continuously reviewed its health system and restructured it where necessary to make it stronger and resilient. Over the years the sector has been in the top three main recipients of Government Budget allocations. From these allocations, a robust health infrastructural base has been built and consequently 95 percent of the population lives within 8-kilometer radius of the nearest health facility. In addition, 97 percent has access to safe drinking water.

4.2.4 CHALLENGES FACED BY NUTRITION PROGRAMMES

Food distribution has been quite successful in luring beneficiaries to visit clinics. However, this over dependence on food distribution makes it very difficult for programmes to proceed when food stocks run out. Firstly, the latter affects attendance at child welfare clinics and the quality of nutritional status data produced by facilities. For example, those who are not lured by food to clinics may go there intermittently when it is convenient, especially when they need assistance. Thus, the over dependence on food rations to lure children to the clinic takes away the government's versatility to move away from food programmes to other better non-food based programmes when such programmes exist.

Secondly, food issued to beneficiaries may be shared by other family members making it unavailable to the target groups hence, hampering the nutritional status of children.

Thirdly, there seems to be a major problem in the availability of current data on the nutritional status of the population. As indicated above, the most current official data on under-five nutrition is that of 2007 (Figure 4.2.1).

Lastly, although nutrition is recognised as a multi-sectoral and multifaceted area, coordination among the sectors is generally weak such that initiatives from the water, sanitation and other sectors are not well integrated.

The Ministry of Health and Wellness' vision is to ensure 'a healthy nation...' by promoting and providing an integrated, holistic and sustainable preventative, curative, rehabilitative quality health service to the nation. In that regard, a Primary Health Care (PHC) approach has been adopted as a basis for structuring the national health care system. Relatedly, social determinants approach to health has also been adopted to address causes and cross cutting issues and measures across sectors to improve health.

NDP 11 identifies the four key components of the approach to the health system to strengthen preventive interventions; improve access to health care services for all; strengthen rehabilitation services; and afford sustainable health care and health care services for all.

4.3.3 TARGET 3.1: MATERNAL MORTALITY

Major strides were initially made in the early 1990s when the Maternal Mortality Rate declined from 326/100 000 live births in 1991 to 135/100 000 in 2005. In 2006 this trend was reversed when it started increasing as shown in Figure 4.4. The latest available figure is 127 for 2015, which is a significant decrease or progress towards realizing the SDG target of 70 deaths for every 100 000 live births.

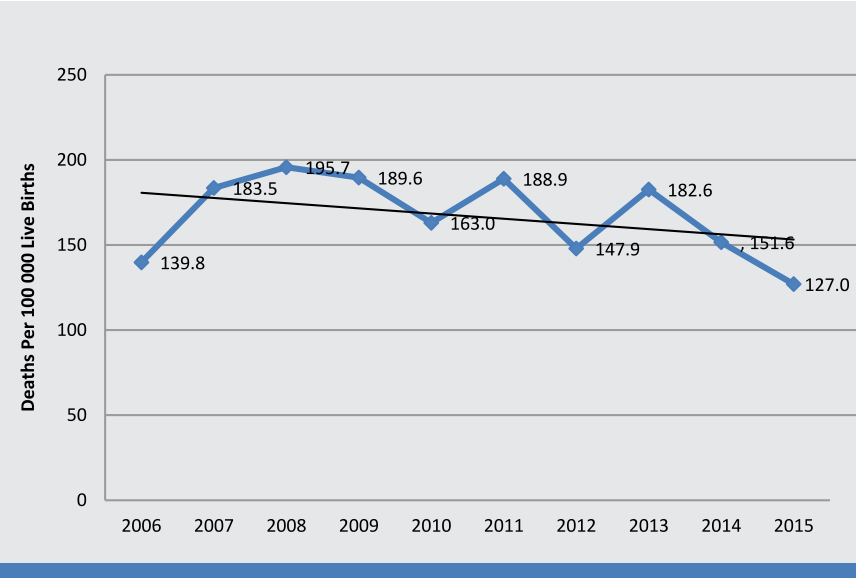


Figure 4.4 Botswana Maternal Mortality Ratio (2006-2015)
Source: MoHW, 2016.

According to the 4-Year Maternal Mortality Report (2012-2015), more than two thirds of maternal deaths occur among the economically active women aged 25 to 39 years. The majority (57.9 percent) of these women died after delivering and only 17.1 percent died when still pregnant, while 25 percent died during delivery. Overall, 75 percent of the maternal deaths that occurred during the period 2012 – 2015 died due to direct causes; namely abortion related, obstetric complications and hypertension disorders. To the extent that a

significant proportion of the maternal deaths are health-care facility related, studies have concluded that the main cause of maternal death is substandard administrative causes. Such causes take the form of inappropriate management and delayed intervention. All this notwithstanding, it is also noted that the continued existence of HIV and AIDS does increase the risk of maternal death. This takes effect through indirect causes such as anemia and tuberculosis.

4.3.3.1 KEY INTERVENTIONS SDG TARGET 3.1 MATERNAL MORTALITY

As a signatory to the International Conference on Population and Development (ICPD), Botswana has used the following policy packages in addressing the persistent maternal mortality rate, (MMR) challenge. These, inter alia, include:

- Safe Motherhood adopted in 1992 with the objective of reducing maternal morbidity and mortality through the monitoring of pregnancies and provision of appropriate nutrition.
- In 2009 the Sexual and Reproductive Health (SRH) programme was initiated. This programme has a postpartum checkup component through which health workers visit new-mothers within the first week of discharge to monitor vital signs of mother and baby.
- An adolescent Sexual and Reproductive Health Implementation Strategy with emphasis on early pregnancy and targeting youth in
- The Botswana MDG Acceleration Compact, which sought to reduce mortality before the 2015 deadline.
- The maternal mortality monitoring system, which guides auditing of maternal deaths.
- Comprehensive abortion care.

4.3.3.2 CHALLENGES FACED

- The increasing contribution of unsupervised unsafe abortion to the rate of maternal deaths is disturbing and needs to be addressed.
- While government has done its best to provide social infrastructure and particularly the health-related type, remote areas particularly those with rough and difficult terrain are not easily accessible. The increasing shortage of government vehicles has also worsened the situation.

4.3.4 TARGET 3.2: PREVENTION OF NEW BORN BABIES, INFANTS AND UNDER FIVE DEATHS

The poverty status of the household into which the child is born, together with the baby's access to a good health system and its condition at birth, all determine whether or not the kid will survive up to the age of five. It is for that reason that nutrition programmes were introduced. Moreover, the Prevention of Mother to Child Transmission (PMTCT) that started in 1999 has successfully reduced mother to child transmission from 40% to 1.4% in 2016 (national PMTCT program data, 2016).

Figure 4.5 shows that as in the case of maternal mortality, there was an initial improvement in both infant mortality and under five mortality during the period 1991 to 1996 and some major reversal was experienced during the period around 2006, which is associated with HIV. The trend has, however, drastically decreased to 27 and 17 per 1000 live births for under 5 and infant mortality, respectively. The rapid decline in infant and childhood mortality between 2001 and 2011 is not surprising. Over the period 2001 - 2011 improved socio economic status (education, employment etc.) of the population led to increased access to and utilization of health services. Government programs more especially Prevention of Mother to Child Transmission PMTCT, national Anti-Retroviral Therapy (ART) program and nutrition programs contributed to the declines in infant and childhood mortality

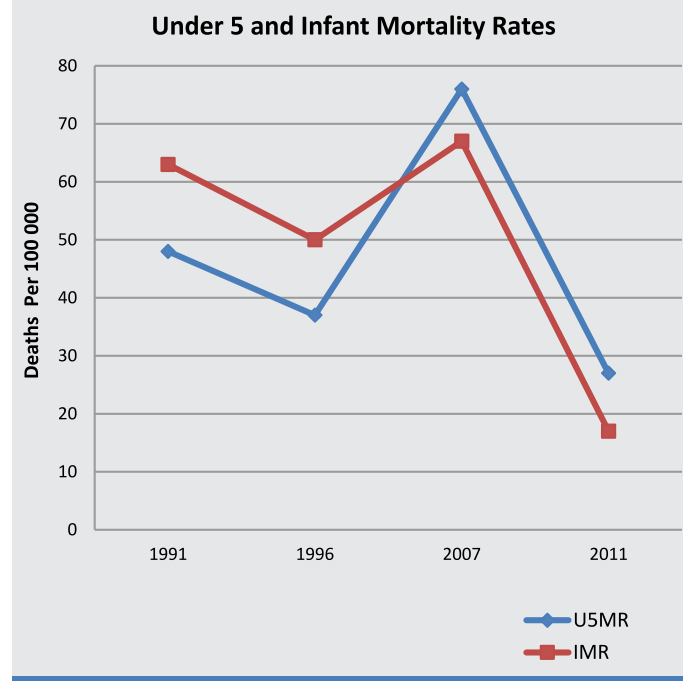


Figure 4.5: Under 5 and Infant Mortality Rates

The Infant and under five mortalities that are mainly caused by respiratory infections and water borne diseases are, however, normally preventable and treatable. The diseases have a trend and pattern similar to that of poverty in that these diseases are more pronounced in rural areas.

4.3.4.1 KEY INTERVENTIONS FOR SDG TARGET 3.2

Through its strong health care system, Botswana has been able to reverse the trends described above. These initiatives have taken the form of antenatal care services which are provided for free as well as emergency referral systems. Antenatal care services are almost universally available. Some of the programmes addressing new born babies, infants and under-fives physical and mental health wellbeing of children are the following:

- The Expanded Programme on Immunization (EPI) - this is a Government fully funded programme focusing on the vaccination for the preventable diseases.
- Integrated Management of Childhood Illness that aims at combining infant and young child illness management to boost survival rates in this group.
- Accelerated Child Survival and Development Strategy (ACSDS) (2009/10-2015/16) aims at improving the coverage and quality of child health related interventions.
- Prevention of Mother to Child Transmission (PMTCT) commenced in 2002 with full integration to the then existing MCH service. Through this programme mothers were put on ART to reduce the possibility of transmitting HIV from mother to child.

4.3.4.2 CHALLENGES FACED BY THE PROGRAMMES

- With no clear victory against poverty, in-roads made into reducing child mortality may not be sustainable.

- There is a need to develop a strong link among maternal mortality, neo and under 5 mortality and child health services. There is also a need to further link them to community and household services. It is recognized that such a link is not very easy to develop.
- Inadequate access to some remote areas with difficult terrain coupled with shortage of transport and limited access to services will continue to pose a challenge to the efforts being made to reduce these mortality rates.
- Lack of regular data at subnational level limits the ability to design proper policy programming. Further to this, the Birth and Death registration programme's slow takeoff has also compounded this problem.
- Sporadic under five diarrhea still poses a challenge

4.3.5 TARGET 3.3: ENDING THE EPIDEMICS OF AIDS AND TUBERCULOSIS

Botswana has the second highest level of HIV (human immunodeficiency virus) prevalence in the world. The 2015 estimated data for adult HIV prevalence among the population aged 15–49 years is around 22%, with 350 000 people are living with HIV and an estimated 9,900 people newly infected in 2015 only.

Because of the HIV epidemic, key health indicators, such as life expectancy, have deteriorated catastrophically. However, through determination and in partnership with development partners, the Government instituted robust programmes that contained and reversed the epidemic (Botswana Leads the Way, 2016) and have started rebounding life expectancy rates in recent years owing to increased access to life-saving antiretroviral treatment.

HIV prevalence among adults (15-49 years) has remained relatively stable over the last 10 years, with a significant gender disparity of higher female prevalence than male prevalence (Figure 4.6).

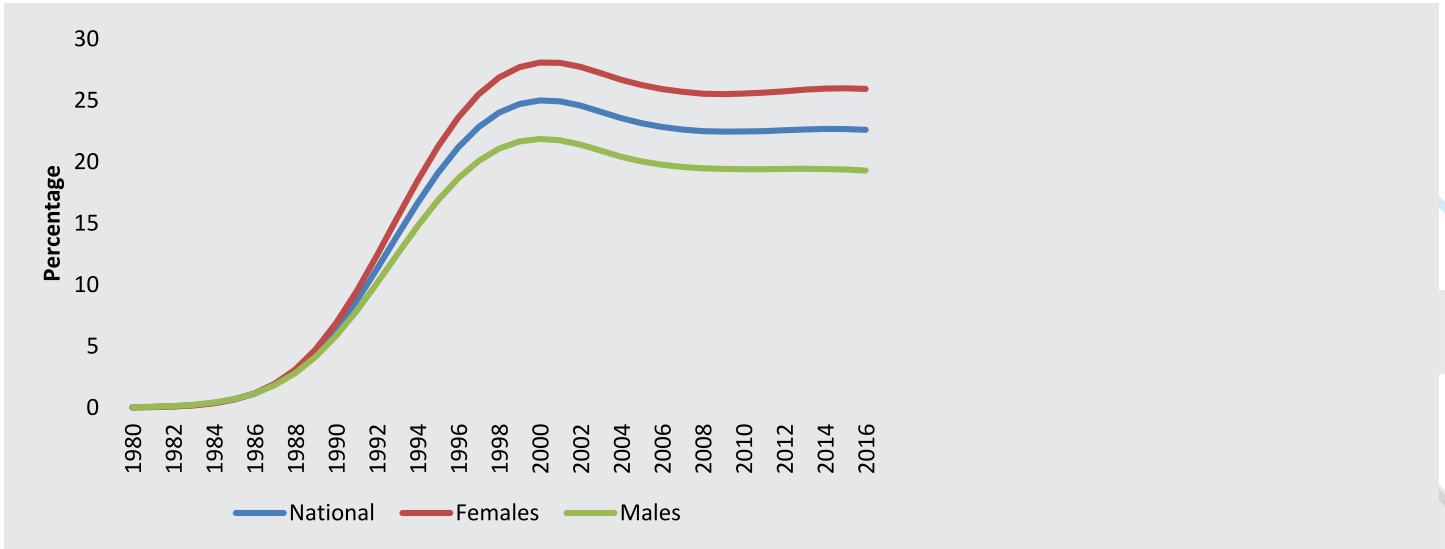


Figure 4.6 Source: 2016, HIV data estimates (unpublished), Government of Botswana Ministry of Health and Wellness, National AIDS Coordinating Agency and UNAIDS


Botswana endorsed the 2016 Political Declaration on ending HIV/AIDS by 2030, which has a renewed focus on integrating the HIV response into the broader development agenda.

The Government of Botswana adopted the Fast track targets from the 2016 Political Declaration and committed to put in place robust measures to further accelerate the HIV response and to address country level barriers that impede access to prevention and treatment services.

One of the fast-track targets is the 90-90-90 targets (90% of people living with HIV to know their HIV status, 90% of those diagnosed living on antiretroviral treatment (ART) and 90% of people in treatment with fully suppressed viral load) by 2020. The results in 2016 of this fast -track target showed that Botswana had reached 72% toward the first 90 (people came forward for HIV testing and tested and know their HIV status), out of those people tested, 74% are on ART (towards second 90) and from the 74% on treatment, 94% are viral suppressed (towards the third 90). It also shows that there are still gaps in working towards the target of first 90 and second 90.

Furthermore, Botswana has committed to reduce new HIV infections by 75% in particular among adolescent girls and young women and their male sexual partners. Evidence indicates that the HIV prevalence among adolescent girls and young women (AGYW) aged 15-19 is double that of their male counterpart (3.6/6.2) and for aged 20-24 years old HIV prevalence of young women is 3 times that of their male counterparts (5/ 14.6). This emphasizes the need for a much more targeted approach for addressing adolescent girls and young women (AGYW) and their male sexual partners.

In addition, the country recognized that fast tracking the AIDS response requires working closely with communities in order to scale up services through community service delivery, addressing underlying social and cultural factors contributing to HIV epidemic and to reduce stigma and discrimination.



4.4 SDG 5: ACHIEVE GENDER EQUALITY AND EMPOWER ALL WOMEN AND GIRLS

4.4.1 INTRODUCTION

This section of the report tackles the subject of gender equality and empowerment in the country. It starts with an overview of the subject and describes the policies and laws that are in place. It then addresses the SDG 5 targets and their linkages with poverty that are meant to achieve the following: 1) Eliminate all forms of violence against all women and girls in the public and private spheres, including trafficking, sexual and other types of exploitation. 2) Ensure women's full and effective participation and equal opportunities of leadership at all levels of decision-making in the political, economic and public life. 3) Undertake reforms to give women equal rights to economic resources, as well as access to ownership and control over land and other forms of property, financial services, inheritance and natural resources in accordance with national laws.

Botswana's constitution guarantees equality before the law and prohibits discrimination based on sex or gender. Botswana is also a signatory to a number of UN, international, regional gender and human rights instruments that demonstrates Government's commitment to Gender equality and Equity, including the

Sustainable Development Goals (SDGs). Some of the conventions include the UN Convention on the Elimination of all forms of Discrimination against Women (CEDAW), the Beijing Declaration and its platform for Action (1995) and the recently signed Southern African Development Community (SADC) Protocol on Gender and Development.

Botswana is making progress to domesticate these instruments. Since 1995 several laws were amended to make them gender sensitive. The Miscellaneous Amendments Act (2008) ensured that all relevant laws were aligned to CEDAW principles following the adoption of the Abolition of Marital Power Act (2004). The Affiliations and Proceedings Act was adopted in (1999) to enable both parents to provide maintenance of their children aligned to their economic income, easing the burden of care on the parent with custody of the child. Amended Employment Act was also adopted to allow women to work in mines, thus increasing access to employment for women. The Domestic Violence Act (2008) was also adopted to protect family members against violence in the home.

Botswana has adopted gender equality as one of the principles of the national Vision 2036, and gender mainstreaming as a strategy within the National Development Plan 11. The Botswana National Policy on Agriculture has fully integrated gender and women's empowerment to address women's needs in areas such as food security and access to productive resources.

The new institutional mechanism for the gender machinery in Botswana has pronounced Gender in the new Ministry of Nationality, Immigration and Gender Affairs and the establishment of the National Gender Commission to monitor the implementation of the National Gender and Development Policy. The Commission is chaired by Paramount Chief, Mosadi Seboko of the Balete tribe, a member of the 'Ntlo ya Dikgosi' (House of Chiefs), which is the highest advisory body to Parliament.

The Gender Sector in Botswana has made tremendous progress to domesticate the SDGs through meaningful involvement and engagement of multi-sectoral stakeholders including women's organizations and community leaders.

4.4.1.1 ELIMINATION OF ALL FORMS OF VIOLENCE AGAINST ALL WOMEN AND GIRLS

Botswana has put in place measures and mechanisms to eliminate all forms of violence against all women and girls in the public and private spheres, including trafficking and other types of exploitation. The Domestic Violence Act (2008) was adopted to protect those suffering from violence in the domestic sphere. Botswana further developed the National Strategy for ending Gender Based Violence, (GBV) (2016 – 2020). However, violence against women is one of the most prevalent human-rights violations in Botswana. According to the Botswana Gender Based Violence Indicators Study (2012), 67% of women in Botswana had experienced some form of gender violence in their

lifetime including partner and non-partner violence. Almost a quarter (23%) of women has experienced sexual harassment. However, this seems to be 'a tip of the iceberg' as only 1.2% of Batswana women report cases of violence to the police. The proportion of men admitting to having perpetrated violence on women is 44%. Protection of women and girls from violence remains a challenge that requires more concerted and rigorous efforts by all stakeholders and partners. This is because it is poverty that heightens women's experiences of GBV and increases their vulnerability to HIV.

4.4.1.2 WOMEN'S FULL AND EFFECTIVE PARTICIPATION AND EQUAL OPPORTUNITIES IN LEADERSHIP AND DECISION MAKING POSITIONS

Botswana has made significant progress with regards to women's participation and representation in leadership and decision making positions. The Country has broken the ceiling through participation of women in leadership positions including those which have been the preserve of men, such as the Speaker of the National Assembly. There is substantial representation of women in decision making positions in the Public Sector at 44% (above Deputy Director Level), Parastatal 26.9%, Civil Society Organisations 45%, and Private Sector 21.3%.

One of Botswana's greatest challenges is reaching the desired number of women in decision making in politics. Women's representation in Parliament currently stands 6.3 percent which is way below the SADC recommended 30 percent. Their Cabinet representation is 7.9% and at local authority is 19%. Some of the structural obstacles to women's participation in politics include the burden of multiple roles of women, which hinders women's involvement and participation in politics, substantial finances required to participate as candidates, and the limited skills and confidence to participate.

4.4.1.3 WOMEN'S EQUAL RIGHTS TO ECONOMIC RESOURCES AND ACCESS TO OWNERSHIP OF ASSETS

Botswana recognizes women's economic empowerment as a fundamental requirement for addressing strategic gender needs. Botswana has made efforts to undertake reforms to give women equal rights to economic resources, as well as access to ownership and control over land and other forms of property, financial services, inheritance and natural resources, in accordance with national laws. The country is doing well on female participation in the economic sector with more than 41% of women employed in the wage labor market. Despite this progress, women still don't have equal access to and control over productive resources such as land, property and finance. Women continue to represent a high proportion of the nation's poor, with 10.7% of the women living below the Poverty Datum Line (PDL) as compared to 8.6% of males. One third of female headed households are living in poverty compared to only 27% of male headed households. National unemployment rate stands

at 17.8% with female unemployment representing 21.4%, while male unemployment is 14.5%. Males account for 38% and females 29.6% of the labor force.

Figure 4.7 captures employment access and ownership gender parity index. Women make up over 70% of owners of informal sector business. Women lead in the informal enterprise sector at the rate of 122 females for every 100 males employed. It is noteworthy that this is a lower remunerating sector. For every 100 men who own farm land there are 64 women who own farm land. Furthermore, in relation to cattle ownership, for every 100 men there are 39 women. Women's economic dependence on their partners contributes to their vulnerability to HIV infection and GBV.

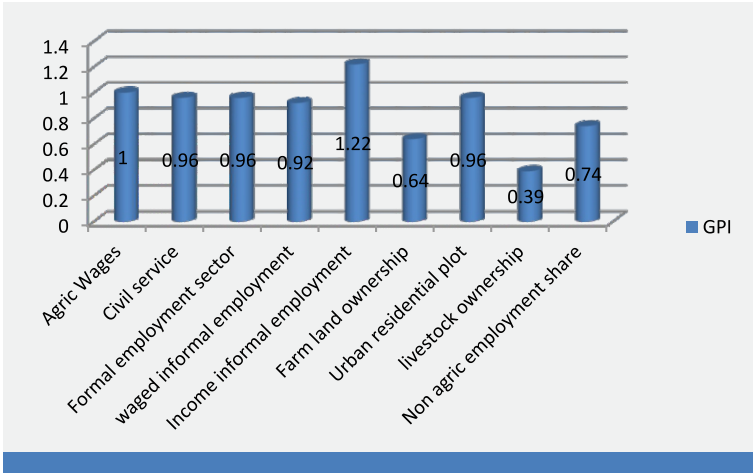


Figure 4.7 Employment & Asset Ownership Gender Parity Index

Botswana has achieved universal education and the estimated Net Enrolment Ratio (NER) for children aged 7-13 was above 95% in 1999 and had reached 100% in 2000 (Botswana MDG Status Report, 2004 & 2010). Botswana has achieved gender parity at primary, secondary and tertiary levels. However, Botswana still faces challenges in equal representation of boys and girls in Science, Technology, Engineering and Mathematics (STEM). Figure 4.8 shows the trends in the gender parity rates. These are currently at levels dictated by birth ratio levels at birth.

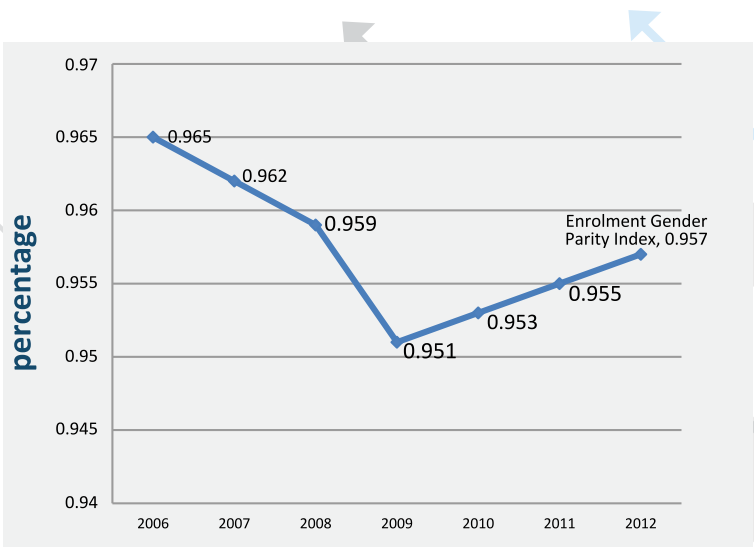


Figure 4.8 Gender Parity Index

Table 4.1. Botswana National Policy on Gender and Development (NPGAD) Priorities and Alignment to the SDG 5 and Other SDGs

NPGAD PRIORITY	SDGs and Agenda 2030
Economic Development, Prosperity and Poverty Eradication	SDG - 1,2, 5,8,10,12,17
Human Development, Social Protection and Social Services	SDG - 4,5,10,12,17
Safe Housing; Energy and Climate Change	SDG - 6, 7,9,10,11,13,14,15,17
Political Power, Democratic Governance and Decision Making	SDG - 5, 10,17

Botswana has developed a National Strategy on Gender and Development and an Operational Plan. These provide policy direction, strategic orientation and identification of key gender mainstreaming outcomes. Botswana has established functional institutional mechanism for the National Gender Policy that comprises of the National Gender Machinery, as well as the Technical Advisory Committee comprising of key stakeholders.

Botswana is implementing several poverty eradication initiatives that benefit women in both rural and urban areas, under the leadership of His Excellency Lieutenant Dr Seretse Khama Ian Khama. The initiative is aimed at reducing abject poverty through broad-based economic growth, such as employment creation initiatives. Several economic empowerment and financial assistance programmes have been developed and implemented with commendable success. The poverty eradication programme beneficiaries are over 80% women and there is evidence that the programme is yielding desired results as women's socio-economic status has significantly improved.

Botswana has established the Women's Economic Empowerment Fund through the Gender Affairs Department. The fund has registered 5200 Women as grant beneficiaries since its inception. Government has also committed more than 10% of its proceeds from the Alcohol Levy to women's economic empowerment programme. For the financial year 2017/2018, a total of P30 Million has been allocated for this programme, of which P25.2 Million (15%) is from the alcohol levy. Overall, Botswana has performed well in promoting women's economic empowerment, although women still constitute the majority of the poor, especially in rural areas. Women are also found predominantly in the low paying jobs, especially in the informal sector.

The Private Sector has also been active in supporting Women's Economic empowerment, particularly in generating income and increasing access to finance.

4.4.2 KEY INTERVENTIONS

In response to increasing levels of GBV, Botswana passed the Domestic Violence Act in 2008. The Country also adopted the integrated and multi-sectoral approach to addressing GBV. Capacity building of GBV service providers has been provided to different key stakeholders to improve delivery of quality GBV service. This included the development of GBV Standard Operating Procedures and guidelines for key sectors and training of legal practitioners, law enforcement officers, health and Social Workers and community/traditional leaders on gender sensitive case management. Botswana also developed the Dikgosi (Chiefs) Action Plan for Mainstreaming Gender into Customary Justice System and Addressing GBV. This has increased active engagement of leaders on gender issues. Botswana also established a GBV referral system to support effective response to GBV cases. The referral system has an online information link that consolidates GBV service data from different service providers. Currently there is an undertaking to conduct the second National GBV Study.

The National Policy on Gender and Development (NPGD) (2015) - is particularly aligned to the SDGs goal and promotes mainstreaming of gender in all sectors. The prioritized areas are Economic Development, Prosperity and Poverty Eradication to achieve sustainable development and Political Power, Democratic Governance and Decision-making among others (see Table 4.1).

Box 4.2 summarizes how Barclays Bank has participated in the process of women economic empowerment.

Box 4.2 : BARCLAYS BANK OF BOTSWANA: CONTRIBUTION TO POVERTY ALLEVIATION

1. POVERTY ALLEVIATION AND WOMEN EMPOWERMENT THROUGH THE PRIVATE SECTOR: THE GROW MODEL

Barclays launched its partnership with the Project Concern International (PCI) in 2013 to support the implementation of the Grass Roots Growing Our Wealth (GROW) model that has the primary focus of lifting women out of abject poverty. GROW is an innovative socio economic model that empowers disadvantaged individuals to build their own economic capital through the formation of self-managed groups that save, lend and conduct business together. The GROW model trains women on financial literacy with a focus on savings, leadership skills and entrepreneurial skills. The facilitator-led groups motivate the women to organize and manage their savings- and to be accountable to themselves and each other.

At the heart of this initiative is women empowerment that initially targeted adult women who lived in marginalized communities. In the first phase of the project, the support from Barclays enabled the implementation of the GROW program in villages of Molepolole and Kasane. The program was subsequently extended to include Francistown and Mochudi and has been appropriately named “Women Empowered – GROW – Legacy Project.” The goal is to improve the lives of 2060 women, men, youth and children in four villages. The second phase of the project has a specific focus on youth. PCI has worked with several indigenous organizations to roll out the program. These include Hope World Wide in Molepolole, Bakgatla Bolokang Matshelo in Mochudi, Chobe Arts Association in Kasane and Easy Care Orphan Care Centre in Shashe Mooke.

In 2017, the groups were introduced to the Ready to Work initiative which was founded by Barclays and assists young people in their transition from education into the world of work, whether self- or formal employment. The initiative provides young people with access to digital and face-to-face learning curriculum to develop their work, people, money and entrepreneurial skills. Young people across Africa have the option of completing two tailor made Ready to Work learning pathways. One prepares them for the world of paid employment, whilst the other builds their knowledge of starting and running a small business. The main objective is to better equip them with the skills they need to secure employment or run their own business.

Currently, the GROW model is being practiced by 61 Youth Groups with 530 members and 26 Adult Groups with 355

members across the four villages. The GROW program is a successful and collaborative project dedicated to empowering vulnerable young women at grassroots level.

2. INCREASING WOMEN'S ACCESS TO FINANCE: MOTSHELO ACCOUNT

For decades, household savings have been practiced in most African households including Botswana. However, the groups lacked a safe place to keep their funds resulting in disruptions to the operation of this savings vehicle. The savings vehicle was synonymous with women especially housewives, but has evolved and is now practiced by all genders in the form of Motshelo societies. For example, neighborhood watch groups, burial societies, Sunday soccer teams and bridal/baby showers. The Retail Support department identified a niche, which didn't cater for the widely popular group informal savers and developed an account specifically for this segment. The Motshelo Account was created to provide a solution to the risks faced by these informal group savers and for them to have a safe formal and reliable account in which their savings are stored. The risks which faced these groups included lack of a safe nest for funds leading to theft and lack of proper funds reconciliation.

The introduction of the Motshelo account plays a role in improving the way we do business by coming up with a new product that caters for informal group-savers and unbanked citizens. Since its launch, the Motshelo account has proven to be a success story with more than 250 accounts (2500 customers) at a value of more than 1.5 million pula opened in a 3 months' period. In addition, there is an influx of calls received daily from customers enquiring about the product. The Motshelo account has allowed the informal sector the opportunity to access financial services and improve their economic activities.

The outstanding feature about this product is that it still captures the essence of Motshelo groups which is to foster social relations while working towards a common goal of saving with the intention to grow interest. It is an initiative that will most definitely improve the lives of Botswana and inspire, as well as promote financial inclusion and facilitate multiple people development.



4.4.3 CHALLENGES FACED

Increased feminization of poverty is a major concern. Poverty has been identified as one of the key issues that inhibit women from making a meaningful contribution to the socio-economic development of the country.

There is still unequal access to productive resources such as land and property between women and men. There is also slow progress by beneficiaries of the women's economic fund to graduate to commercial levels. Monitoring and evaluation of the Women's Economic Empowerment Fund requires strengthening to inform appropriate programming.

Socio-economic and cultural factors continue to fuel vulnerability of women and girls to GBV. Despite sound policies and legislation on GBV, enforcement remains a challenge, resulting in disparity between the provision of the law and access to protection services. There is also inadequate coordination among GBV programmes. There is still limited availability of GBV administrative data, including gender disaggregated data.

Limited male involvement as strategic partners for gender equality and women's empowerment is a challenge. There is nominal representation of women in political and decision making positions at all levels.

There is limited capacity of the National Gender Machinery to coordinate the national gender response. There is also inadequate coordination among gender civil society organizations to strategically contribute to implementation and

advocacy. Inadequate resources for financing gender equality is a limitation in fully achieving the goals and aspirations for gender equality and women's empowerment.

4.4.4 LESSONS LEARNT

The involvement of women in all the levels of SDG consultation has been key to their adoption at local level. It is important to engage community and traditional leaders, opinion leaders and media on gender issues. Take economic, cultural and legal dimensions into consideration when addressing gender inequality and gender based violence

4.5 SDG 9: ENDING POVERTY THROUGH RESILIENT INFRASTRUCTURE, INCLUSIVE SUSTAINABLE INDUSTRIALIZATION AND INNOVATION

4.5.1 INTRODUCTION

The Botswana Government acknowledges that infrastructure contributes to and poverty alleviation through employment generated during its construction phase and through the facilitative role infrastructure renders to other production activities. Inadequate infrastructure in tourism, agriculture and Information and Communication Technology, (ICT) is a significant impediment to economic growth and poverty alleviation. The link between infrastructure and access to health is well established as is the role ICT plays in education, services delivery and research.

Therefore, this section of the report describes what has been done in these areas and goes on to show the interventions that are planned in the NDP 11. The section concludes with an outline of the lingering challenges in the ICT sector.

4.5.1.1 INFRASTRUCTURE AND ACCESS TO HEALTH

Access to health remains one of Botswana's priorities. The country has an extensive network of health infrastructure spread over the 28 health districts, which includes hospitals, clinics, health posts and mobile stops. Poverty creates ill-health because it forces people to live in environments without decent shelter, clean water or adequate sanitation that make them sick. The government has made significant strides to ensure that health services are as close to the people as possible, with 84 percent of the population living within 5km radius of the nearest health facility and a further 11 percent of population living within 5 km to 8 km radius, which translate into a total of 95 percent population within an 8-km radius (CSO Stats Brief 2007-2015). A significant 96 percent of urban residents live within a 5-km radius of the nearest Health Facility compared to 72 percent of rural residents. Improved health is central to human happiness and well-being. It also makes an important contribution to economic progress, as healthy populations live longer and are more productive.

4.5.1.2 INFRASTRUCTURE AND EDUCATION

Beside health, the country has also made tremendous investments in education. Poverty and education remain inextricably linked as people living in poverty may quit school to work, leaving them without literacy and numeracy skills. Education is a catalyst that provides for upward social mobility needed to break families and communities out of the cycle of poverty, and government has seen it as a priority and continues to invest in education as a whole. As one of the five government priority areas, government has committed to "Increase education funding". This has seen an improvement in gross enrollment rates of students which have been at 100 percent since 1994 due to an increase in the number of primary schools from 770 in 2003 to 790 (Botswana ICPD Country Report 2013). According to the Botswana MDG Status Report 2015 gross enrollments also increased because of the increased first enrolment of children under 7 years old, particularly those aged 6 years. This increase can also be attributed to primary schools with boarding facilities in remote areas. As at 2013, there were 239 government owned secondary schools in the country. Following the second National Commission on Education in 1993 and the Government White Paper in 1994 on the Revised National Policy on Education, Form Three was moved to the junior secondary schools and the senior schools were able to increase their enrolments by one third. Recommendation 38 of the second National Commission on Education was that Unified Secondary Schools (i.e. schools admitting all levels of secondary education) should be established, beginning with setting the criteria for locating five-year secondary schools. Currently, this work is underway as some secondary schools are being upgraded to unified secondary schools, this being major infrastructural projects creating employment for local communities.

4.5.1.3 THE INFORMATION AND COMMUNICATION TECHNOLOGY SECTOR


Infrastructure related to Information and Communication Technology is still poor in Botswana even though it could impact greatly on poverty alleviation in the country. The National Information and Communications Technology Policy (Maitlamo) provides Botswana with a clear and compelling roadmap to drive social, economic, cultural and political transformation through the effective use of Information and Communications Technology (ICT). The implementation of Maitlamo continues to play a pivotal role in the development and diversification of the economy. Even though the Policy provides many key strategies essential for achieving Botswana's national development targets, most of the programmes were not budgeted for implementation during NDP10.

Maitlamo consists of the seven pillars covering the effective application of ICT in the following areas: e-Government, Connecting Botswana, Connecting Communities, e-Legislation, e-Education, e-Health and E-Commerce. Some initiatives under the seven pillars, which provide the necessary environment for the effective participation of stakeholders in the development of the economy, were started during the first half of the NDP10.

ICT benefits include facilitation of trade in the sale of airtime and access to finance and banking facilities that covers remote areas, as well. Projects that were undertaken under the ICT were implemented under the International Connectivity Programme. The two projects were the West Africa Cable System (WACS) and the East Africa Cable System (EASSY). Botswana joined a consortium of 16 countries that invested in undersea fibre optic cables that run from Europe to the East and to the West coast of Africa. For the WACS project, the investment was made possible through bilateral relations between Namibia and Botswana, with each country contributing USD 37.5 Million to the consortium. The WACS lands in Swakopmund, Namibia. Investment in EASSY cost Botswana USD 10 Million. The cable system lands in Mtumzini, South Africa. Investment in these undersea cables is an important milestone in the development of the telecommunications and Information Communication Technology (ICT) sector.

The Connecting Communities was serviced through implementation of the Rural Telecommunications Development Programme, commonly known as Nteletsa II (2012) (meaning call me in local language), for provision of telecommunications services to unserved villages. The program is intended to assist in integrating the rural population into the economic and social development of the country by affording the affected communities access to telecommunications services comparable to urban areas. A total of 197 villages were targeted to benefit from this programme so far. The initiative was also undertaken in recognition of the critical role that telecommunications plays in socio economic development. The villages have been divided into four areas to streamline activities for allocation of work and easier management of project implementation. All the 197 villages have been provided with network coverage for the first time ever. Furthermore, as part of the Nteletsa Programme, 190 Kitsong Centres (Kitsong means the knowledge center) were implemented while 7 were not. These Centres were handed over to local Village Development Committees (VDCs) for management and day-to-day operations, on a profitability basis with a view to improving the livelihood of those communities. These were established in April 2014 through the Universal Access and Services Fund (UASF). The regulatory body, Botswana Communications Regulatory Authority (BOCRA) had facilitated an enabling environment for the development and use of communications infrastructure and services in Botswana.

In general, the network that has been expanded to the rural communities is doing relatively well. Services that are offered by the Centres have positively impacted on the lives of the people. Amongst other benefits, communities no longer have to travel long distances for services and have also benefited from enhanced mobile network signal quality. The evolution of the telecommunications industry from the late 1990s which culminated in implementation of some policies and strategies including Maitlamo has brought a revolution in the telecommunications industry which changed the lives of many people in the country through creation of employment, spin-off industries like air time, mobile phones and SIM cards sales.



Challenges Faced in the ICT Sector

Despite the strategic role that it is supposed to play, the ICT sector is faced with a lot of challenges such as the following:

- The government data network and the data center are too old and do not meet today's standards. This has made the system expensive to use.
- There are inadequate requisite skills for supporting and maintaining the system and this has resulted in the poor maintenance of the already aging infrastructure.
- ICT costs in Botswana are relatively high as compared to those of the region. This is partly caused by high transit costs that Botswana must pay to its neighbors for accessing undersea cables. These high costs are also caused by the very high land service charges that service providers must pay for their base stations. Their unwillingness to share the infrastructure also compounds these high prices.
- Some major villages in the country are not yet connected to the national backbone network and this makes their connectivity expensive and the rollout of e-government difficult.
- Kitsong Centres, serve as government supported rural internet cafes and resource centres and are supposed to connect rural areas to the network so that they can access e-government, but have experienced maintenance and operational challenges. This has delayed the roll out of e-government to rural areas.
- Experience coming from the implementation of government mega projects such as the North South Water carrier

and Morupule A Power Plant indicate that Botswana faces the challenge of poor project management and limited planning skills leading to inefficient project execution and delivery. Strategic partnership on capacity building can thus benefit the country immensely.

- Botswana has also faced expensive capital investment on renewable energy technologies.
- According to NDP 11, lack of integration in transport subsector planning has resulted in silo planning with little scope to interface, resulting in loss in opportunities for optimizing transport models.

4.5.1.4 INFRASTRUCTURE AND INDUSTRY

The Government initiated a new Industrial Development Policy (IDP) to establish diversified and sustainable industries using locally available materials. Local Economic Development Models will be promoted to encourage the growth of small light industries (SMME) to supply the needs of the government, thus reducing the need for imports. Youth, women and farmers will be encouraged to produce and access this market. And this will lead to poverty alleviation. The combined effect of IMPROVED infrastructure and small scale industries should have some noticeable effect on poverty alleviation.

4.5.1.5 INFRASTRUCTURE IN THE AGRICULTURE AND TOURISM SECTORS

The country has made significant progress towards improving its infrastructure, particularly in the road, water and sanitation sectors, and has increased rural access to power and mobile telephone sectors (World Bank, 2011). However, sectors such as Agriculture require sector specific infrastructure that is currently not available such as for food processing. Similarly, the dairy sector requires specialized infrastructure. Furthermore, livestock offtake rates over the years have remained low because of limited roads to the cattle areas and this has hampered the country's potential growth that this sector can offer the economy.

Tourism infrastructure, particularly in aviation, is limited. This inadequacy limits how the tourists move around to the many wildlife areas of Botswana. The consequence is that Botswana gets what are referred to as "day tourists" who make bookings in neighboring countries where the infrastructure is well developed (Livingstone in Zambia or Victoria falls in Zimbabwe and Johannesburg in South Africa) and cross over to Botswana during the day only to return to their base in the evening without having reached the Botswana hinterland. The concentration of tourists is therefore in one point (around Kasane) despite the many other wildlife hot spots in the country. Consequently, Botswana records high tourist entry figures and low tourist expenditure and yet connecting flights into the hinterland could have generated longer stays and more expenditure from such tourist, thereby assisting to grow the sector and create opportunities for poverty alleviation. There are many opportunities for community led tourism that need to be established that can help in alleviating poverty.

4.5.2 PLANNED INTERVENTIONS

The Government has decided that during NDP 11 it will place emphasis on the maintenance and upgrading of existing infrastructure. To ensure effective implementation of infrastructure projects a National Infrastructure Project Management Agency and a Public Infrastructure Contract Management Agency and a Facility Management Agency will be established. In addition, a process leading to the establishment of Government Immovable Asset Register Act will also be initiated.

The bulk of the NDP11 infrastructure budget focuses on water, energy, tourism, agriculture, education and health. Botswana will use the Industrial Development Policy (2014) to establish diversified and sustainable industries which will benefit locally available materials. Through the Economic Diversification Drive (EDD) initiative, youth, women farmers and small scale manufacturers will have access to markets. The Public Private Partnerships (PPP) business model will be considered for some of these major projects.

ICT will be strengthened for better service delivery through e-Government.

Going forward, Botswana is cognizant of its needs for infrastructure that is climate resilient. This is because of the country's arid climate and its high dependency on the agrarian rural economy, which makes it highly vulnerable to climate change. It is in that regard that Botswana acceded to the UN Framework on Climate Change and is now proceeding to domesticate it. The National Policy on Climate Change is currently being drafted and the draft proposes that there should be a move towards the design of climate resilient infrastructure with a focus on clean technologies. The country will need strategic partnerships and resources to realize this sustainable development related vision.

4.6 SDG 17: ENDING POVERTY THROUGH STRENGTHENING THE MEANS OF IMPLEMENTATION AND REVITALIZATION OF GLOBAL PARTNERSHIPS FOR SUSTAINABLE DEVELOPMENT

4.6.1 INTRODUCTION

This section examines the issue of financing for development and the need to establish new and strategic partnerships to implement the SDGs.

4.6.2 DEVELOPMENT FINANCING THROUGH PARTNERSHIPS

Botswana still has high levels of poverty in spite of the fact that it has attained an Upper Middle Income Country status (UMIC), it. Poor economic growth requires a significant amount of resources and multi stakeholder participation including private sector and civil society. To address this Botswana will need to diversify its priority for development finance from the traditional aid towards more strategic partnership approaches.

As part of this, the Government intends to develop a National South-South and Triangular partnership strategy whose main objective is

to attract technological development and capacity building opportunities through strategic partnerships. There are a number of initiatives where strategic partnerships could be developed such as: climate smart infrastructure; climate smart agriculture; ICT; renewable energy; water efficiency technologies and assisting business to access emerging markets (fair trade, eco goods).

The country has in place institutions that could facilitate these partnerships. These include the Botswana Innovation Hub (BIH), Botswana Institute for Technology Research and Innovation (BITRI), the Botswana International University of Science and Technology (BIUST) together with other local universities.

Botswana can take advantage of its good international ratings related to good governance legal practices. These are solid non-financial resources that the country seeks to start cashing in on through growing its economy. That way Botswana's determination and resolve to fight poverty through inclusive economic growth will be achieved.

Nonetheless, the country recognizes that the amount of resources required will be substantial and may not be met from domestic resources alone. The government will need to look at how it will finance grant aid to the agricultural environment and health sectors. As already illustrated in the Botswana case, a significant amount of poverty reduction came from government subsidies that were directed into the Agriculture sector.

The 2017 budget indicates that it will just be in balance with very negligible cumulative surpluses. This means that should there be any economic shock; the Government's ability to support such subsidies might wane, leading to a reversal in the achievements previously made in poverty reduction. In addition to economic shocks, the Climate Change phenomenon increases the vulnerability of the agricultural sector. Hence, interventions meant to reduce poverty require a change of strategy towards climate smart agriculture and sound disaster planning. To this effect the draft national climate change policy offers solutions.

4.6.3 THE PRIVATE SECTOR AND SDG IMPLEMENTATION

Private sector growth and its participation in the implementation of the SDGs will be key path to poverty eradication, but it will require conducive policy environment and genuine partnerships with government and non-state actors. Government-business platforms such as the High Level Consultative Council (HLCC) chaired by the President are key entry points for SDGs partnerships. Others include the Trade Policy for Botswana (2009). The country has also set up the Botswana Investment and Trade Centre (BITC) aimed at attracting investment and promoting exports.

4.6.4 INTER-SECTORAL COORDINATION

To strengthen the implementation of NDP11 and SDGs the government is moving towards greater integrated development planning and has established several platforms to make this happen such as the Development Partners Forum, High Level Consultative Council (HLCC), Thematic Working Groups (TWG), and the National Steering Committee for SDGs. This will provide a sound basis to improve the means of implementation.



Botswana has undertaken significant steps to roll out the SDG agenda. The government has developed long and medium terms development frameworks aligned to SDGs.

A national structure was established to coordinate SDGs and to ensure an “all of government approach” during implementation and a Roadmap for their rollout was developed. There is full recognition that the SDGs are not the business of government alone, but involve all players, including the private sector and all communities. This report has set out what has been done to eradicate poverty. The key findings and issues to be addressed are highlighted below.

It is clear that while economic growth is a necessary input into poverty reduction it is not sufficient on its own. It has further been established that development can no longer be addressed in sectors but needs to be implemented in an integrated manner encompassing the economic, social and environmental dimensions for it to be sustainable. It is also important to manage the tensions that can emerge between these dimensions.

The analysis of the Botswana poverty historical trends revealed that even though the country has not fully eliminated poverty and inequality significant progress has been made in bringing poverty levels down from 30.6 percent to 19.3 percent in 2009/10. It is also clear that some of the interventions to the agricultural sector were successful, a sector on which the majority of the rural population depend upon. Programmes directed towards this sector have not only brought down poverty levels but also improved income distribution. The many health related initiatives have also helped significantly in reducing poverty as has the many targeted poverty programmes. Significant lessons can be learned from these initiatives going forward.

The above achievement notwithstanding, this review further established that the improvement in poverty levels does not automatically produce positive health effects. For example, poverty reduction did not produce improvements in malnutrition, infant mortality and maternal mortality in the country. There is a need for policy to be more focused and well-coordinated for that to be achieved.

Botswana has made progress towards halting the spread of HIV. The Elimination of Mother to Child Transmission programme was very instrumental in halting the AIDS pandemic through the reduction of the HIV transmission both for mother and the child. In addition, Botswana has made significant progress towards eliminating mother to child

transmission. Despite these gains gaps do exist for pediatric treatment and this need to be addressed.

One other emerging issue from the review is that strong political commitment to address social problems can produce positive results. The involvement, of the political level, in issues of Gender equality seems to be producing positive results. Direct involvement in gender awareness campaigns coupled with an increased commitment of resources to this problem, has also produced positive results. Willingness to change legislation to reverse the gender imbalances has further brought about progress for the gender equality agenda.

On the infrastructure front, Botswana finds itself in a situation where it needs to drastically transform its systems so that it can embrace new technologies, particularly ICT. There is a need to expand its e-government services. The economy however finds itself faced with infrastructure that is not in its best condition. This makes the country unable to harness its full potential. There is a need for policy to pay focused attention to this infrastructural problem.

The need to address poverty issues on the backdrop of declining diamond revenues and government budget is a serious challenge that the country is facing. Hence, the need for external support, financially and capacity wise. However, the economy's upper middle income status limits the extent to which it can benefit from globally available grants. But the economy has a robust financial and research infrastructure that can enable it to benefit from the global resource pool available. To do this, it needs to create new and strategic partnership for development financing. It can use its positive global ratings to attract foreign direct investment into the economy. The country also has in place a research infrastructure that can collaborate with available global technology banks to benefit the economy. More importantly, the economy has a huge potential to attract investment resources through the creation of a conducive private sector environment.

Lastly, Botswana needs to address the many gaps in data in most of its sectors. It needs to modernize the national monitoring system at national and sub-national levels to ensure an integrated system that can produce the status of human development. This data gap is contributing to inaccurate programming and policies emerging that are not based on evidence on the ground. It also needs to put in place a robust evaluation system to evaluate national programmes so the lessons can be learned going forward.

Notwithstanding all the above, the country is focusing on eliminating extreme poverty by end of 2017 and in doing so it will “leave no one behind.” This is the why the theme of NDP 11's is “Inclusive growth and the realization of Sustainable Employment Creation and Poverty Eradication”.

REFERENCES

- Aplogan, M., Belbase, K., Khulumani, P., Maruapula, S., & Phegelo, M. (1996). *Micronutrient Malnutrition in Botswana: A National Survey to assess the status of iodine, iron and vitamin A*. Gaborone: MOH.
- Bryce, J., Coitinho, D., Darnton-Hill, I., Pelletier, D., & Pinstrup-Andersen, P. (2008). Maternal and child under-nutrition: effective action at national level. *Lancet*, pp. 1-17.
- Center for Disease Control. (2006). *Overview of findings from CDC/BOTUSA diarrhea outbreak investigation. (PPT presentation)*.
- Central Statistics Office (2003). Household Income and Expenditure Survey (HIES) of 2002/03
- Ministry of Finance and Development Planning. (1980). *National Development Plan (NDP) 5*. Gaborone: MFDP
- Ministry of Finance and Development Planning. (1985). *National Development Plan (NDP) 6*. Gaborone: MFDP
- Ministry of Finance and Development Planning. (1991). *National Development Plan (NDP) 7*. Gaborone: MFDP
- Ministry of Finance and Development Planning. (1997). *National Development Plan (NDP) 8*. Gaborone: MFDP
- Ministry of Finance and Development Planning. (2003). *National Development Plan (NDP) 9*. Gaborone: MFDP
- Ministry of Finance and Development Planning. (2010). *National Development Plan (NDP) 10*. Gaborone: MFDP
- Ministry of Finance and Development Planning. (2017). *National Development Plan (NDP) 11*. Gaborone: MFDP
- Ministry of Finance and Development Planning. (2010). *Millennium Development Goals Progress Report 2009*. Gaborone: UNDP-MFDP.
- Ministry of Finance and Development Planning. (2015). *Millennium Development Goals Progress Report 2009*. Gaborone: UNDP-MFDP
- Ministry of Health. (2001, January). *Botswana National Guidelines: Prevention of Mother-to-Child Transmission (PMTCT) of HIV*. Gaborone.
- Ministry of Health. (2005). *National Plan of Action for Nutrition*. Gaborone: Ministry of Health.
- Ministry of Health. (2006). *Health Statistics Unit, Master Health Facility List 2006*.
- Ministry of Health. (2008). *Accelerated Child Survival and*
- Development Strategy 2009-2016. Gaborone.
- Ministry of Health. (2009). *Botswana Second Generation HIV Antenatal Sentinel Surveillance Technical Report*.
- Ministry of Health Botswana (2016). National Nutrition Strategy (2015- 2020) page 1).
- Ministry of Labour and Home Affairs;(2012). Botswana Gender Based Violence Indicators Study
- Ministry of Trade and Industry (2014). Industrial Development Policy (IDP)
- Ministry of Trade and Industry (2009). Trade Policy for Botswana (2009).
- Nnyepi, M. S., Mokgathe, L., Goboswang, K. S., & Maruapula, S. D. (2011). *Child Nutrition Situation in Botswana: Observations from the 2000 & 2007 Household Surveys*. Gaborone: UNICEF Botswana.
- Presidential Task Force for a Long Term Vision for Botswana. (1997). *Vision 2016*. Gaborone: Republic of Botswana.
- Republic of Botswana (2015). National Policy on Gender and Development
- Republic of Botswana, Government White Paper in 1994 on the Revised National Policy on Education
- Seleka, T. (2007). *Social Safety Nets in Botswana: Administration, Targeting and Sustainability*. Gaborone: Botswana Institute for Development Policy Analysis.
- Seleka, T. (2007). *Social Safety Nets in Botswana: Administration, Targeting and Sustainability*. . BIDPA.
- Statistics Botswana. (2012). *Botswana AIDS Impact Survey IV*. Gaborone.
- Statistics Botswana. (2009). *2007 Botswana Family Health Survey IV Report*. Gaborone: Statistics Botswana.
- Statistics Botswana. (2010). *Stats Brief: Vision 2016 and Millenium Development Goals Indicators Report 2009*. Gaborone: Statistics Botswana.
- Statistics Botswana. (2011). *2011 Population and Housing Census*. Gaborone: Statistics Botswana.
- Statistics Botswana. (2011). *Botswana Core Welfare Indicators (Poverty) Survey 2009/10*. Gaborone: Statistics Botswana.
- UNFPA (2013). Botswana ICPD Country Report 2013.
- United Nations Population Division. (2009). World Population Prospects: The 2008 Revision, CD-ROM Edition.
- UNSCN. (2010). Maternal nutrition and the intergenerational cycle of growth failure. In
- WHO. (2011). *Maternal, infant and young child nutrition: Draft comprehensive implementation plan*. Geneva: WHO.
- WHO. (2013). *WHO Botswana Noncommunicable Diseases Country Profile*. Retrieved 03 26, 2013, from http://www.who.int/nmh/countries/bwa_en.pdf
- WHO, UNAIDS, UNFPA, UNICEF. (2010). *Guidelines on HIV and infant feeding: principles and recommendations for infant feeding in the context of HIV and a summary of evidence*. .
- Wrotniak BH, Malet L, et-al (2012). Association between socioeconomic status indicators and obesity in adolescent students in Botswana, an African country in rapid nutrition transition. *Pediatric Obesity*, e9-e13.
- World Bank (2015). Botswana Poverty Assessment, March 2015). The World Bank study

STATISTICAL APENDIX

BOTSWANA DOMESTICATED
SDG INCICATOR FRAMEWORK
EXTRACT COVERING
SGD 1, 2, 3, 5, 9, AND 17 ONLY



1.2 SDG INDICATORS MAPPED TO THE BOTSWANA VISION 2036 PILLAR 2:

“ HUMAN AND SOCIAL DEVELOPMENT”

Vision 2036 Human & Social Development

:National Development Plan 11

Social Upliftment

Goal 1. End poverty in all its forms everywhere

Target	Indicator	Value
1.1 By 2030, eradicate extreme poverty for all people everywhere, currently measured as people living on less than \$1.25 a day	1.1.1 Proportion of population below the international poverty line, by sex, age, employment status and eographical location (urban/rural)	6.4%
1.2 By 2030, reduce at least by half the proportion of men, women and children of all ages living in poverty in all its dimensions according to national definitions	1.2.1 Proportion of population living below the national poverty line, by sex and age	19.3%
	1.2.2 Proportion of men, women and children of all ages living in poverty in all its dimensions according to national definitions	---
1.3 Implement nationally appropriate social protection systems and measures for all, including floors, and by 2030 achieve substantial coverage of the poor and the vulnerable	1.3.1 Proportion of population covered by social protection floors/systems, by sex, distinguishing children, unemployed persons, older persons, persons with disabilities, pregnant women, new borns, work - injury victims and the poor and the vulnerable	17.20%
1.4 By 2030, ensure that all men and women, in particular the poor and the vulnerable, have equal rights to economic resources, as well as access to basic services, ownership and control over land and other forms of property, inheritance, natural resources, appropriate new technology and financial services, including microfinance	1.4.1 Proportion of population living in households with access to basic services	86.9%
1.5 By 2030, build the resilience of the poor and those in vulnerable situations and reduce their exposure and vulnerability to climate-related extreme events and other economic, social and environmental shocks and disasters	1.5.2 Direct economic loss attributed to disasters in relation to global gross domestic product (GDP)	---
1.a Ensure significant mobilization of resources from a variety of sources, including through enhanced development cooperation, in order to provide adequate and predictable means for developing countries, in particular least developed countries, to implement programmes and policies to end poverty in all its dimensions	1.a.1 Proportion of domestically generated resources allocated by the government directly to poverty reduction programmes	
	1.a.2 Proportion of total government spending on essential services (education, health and social protection)	

Goal 2. End hunger, achieve food security and improved nutrition and promote sustainable agriculture

2.1 By 2030, end hunger and ensure access by all people, in particular the poor and people in vulnerable situations, including infants, to safe, nutritious and sufficient food all year round	2.1.1 Prevalence of undernourishment	---
	2.1.2 Prevalence of moderate or severe food insecurity in the population, based on the Food Insecurity Experience Scale (FIES)	---
2.2 By 2030, end all forms of malnutrition, including achieving, by 2025, the internationally agreed targets on stunting and wasting in children under 5 years of age, and address the nutritional needs of adolescent girls, pregnant and lactating women and older persons	2.2.1 Prevalence of stunting (height for age < -2 standard deviation from the median of the World Health Organization (WHO) Child Growth Standards) among children under 5 years of age	28.9%
	2.2.2 Prevalence of malnutrition (weight for height $>+2$ or ≤ -2 standard deviation from the median of the WHO Child Growth Standards) among children under 5 years of age, by type (wasting and overweight)	11.3%
2.5 By 2020, maintain the genetic diversity of seeds, cultivated plants and farmed and domesticated animals and their related wild species, including through soundly managed and diversified seed and plant banks at the national, regional and international levels, and promote access to and fair and equitable sharing of benefits arising from the utilization of genetic resources and associated traditional knowledge, as internationally agreed	2.5.2 Proportion of local breeds classified as being at risk, not-at-risk or at unknown level of risk of extinction	---
2.a Increase investment, including through enhanced international cooperation, in rural infrastructure, agricultural research and extension services, technology development and plant and livestock gene banks in order to enhance agricultural productive capacity in developing countries, in particular least developed countries	2.a.1 The agriculture orientation index for government expenditures	---
	2.a.2 Total official flows (official development assistance plus other official flows) to the agriculture sector	---
2.b Correct and prevent trade restrictions and distortions in world agricultural markets, including through the parallel elimination of all forms of agricultural export subsidies and all export measures with equivalent effect, in accordance with the mandate of the Doha Development Round	2.b.1 Agriculture export subsidies	---

Goal 3. Ensure healthy lives and promote well being for all at all ages

3.1 By 2030, reduce the global maternal mortality ratio to less than 70 per 100,000 live births	3.1.1 Maternal mortality ratio	151.6%
	3.1.2 Proportion of births attended by skilled health personnel	25.7%
3.2 By 2030, end preventable deaths of newborns and children under 5 years of age, with all countries aiming to reduce neonatal mortality to at least as low as 12 per 1,000 live births and under-5 mortality to at least as low as 25 per 1,000 live births	3.2.1 Under- five mortality rate	28.1%
	3.2.2 Neonatal mortality rate	27%
3.3 By 2030, end the epidemics of AIDS, tuberculosis, malaria and neglected tropical diseases and combat hepatitis, water-borne diseases and other communicable diseases	3.3.1 Number of new HIV infections per 1,000 uninfected population, by sex, age and key populations	18%
	3.3.2 Tuberculosis incidence per 1,000 population	---
	3.3.3 Malaria incidence per 1,000 population	---
	3.3.4 Hepatitis B incidence per 100,000 population	---
	3.3.5 Number of people requiring interventions against neglected tropical diseases	---
3.4 By 2030, reduce by one third premature mortality from non-communicable diseases through prevention and treatment and promote mental health and well-being	3.4.1 Mortality rate attributed to cardiovascular disease, cancer, diabetes or chronic respiratory disease	---
	3.4.2 Suicide mortality rate	---
3.5 Strengthen the prevention and treatment of substance abuse, including narcotic drug abuse and harmful use of alcohol	3.5.1 Coverage of treatment interventions (pharmacological, psychosocial and rehabilitation and aftercare services) for substance use disorders	---
	3.5.2 Harmful use of alcohol, defined according to the national context as alcohol per capita consumption (aged 15 years and older) within a calendar year in litres of pure alcohol	---
3.6 By 2020, halve the number of global deaths and injuries from road traffic accidents	3.6.1 Death rate due to road traffic injuries	---
3.7 By 2030, ensure universal access to sexual and reproductive health-care services, including for family planning, information and education, and the integration of reproductive health into national strategies and programmes	3.7.1 Proportion of women of reproductive age (aged 15 - 49 years) who have their need for family planning satisfied with modern methods	---
	3.7.2 Adolescent birth rate (aged 10-14 years; aged 15- 19 years) per 1,000 women in that age group	---
3.9 By 2030, substantially reduce the number of deaths and illnesses from hazardous chemicals and air, water and soil pollution and contamination	3.9.1 Mortality rate attributed to household and ambient air pollution	---
	3.9.2 Mortality rate attributed to unsafe water, unsafe sanitation and lack of hygiene (exposure to unsafe Water, Sanitation and Hygiene for All (WASH) services)	---

	3.9.3 Mortality rate attributed to unintentional poisoning	---
3.a Strengthen the implementation of the World Health Organization Framework Convention on Tobacco Control in all countries, as appropriate	3.a.1 Age - standardized prevalence of current tobacco use among persons aged 15 years and older	---
3.b Support the research and development of vaccines and medicines for the communicable and non-communicable diseases that primarily affect developing countries, provide access to affordable essential medicines and vaccines, in accordance with the Doha Declaration on the TRIPS Agreement and Public Health, which affirms the right of developing countries to use to the full the provisions in the Agreement on Trade-Related Aspects of Intellectual Property Rights regarding flexibilities to protect public health, and, in particular, provide access to medicines for all	3.b.1 Proportion of the population with access to affordable medicines and vaccines on a sustainable basis	---
	3.b.2 Total net official development assistance to medical research and basic health sectors	---
3.c Substantially increase health financing and the recruitment, development, training and retention of the health workforce in developing countries, especially in least developed countries and small island developing States	3.c.1 Health worker density and distribution	---
3.d Strengthen the capacity of all countries, in particular developing countries, for early warning, risk reduction and management of national and global health risks	3.d.1 International Health Regulations (IHR) capacity and health emergency preparedness	---

Goal 5. Achieve gender equality and empower all women and girls

5.2 Eliminate all forms of violence against all women and girls in the public and private spheres, including trafficking and sexual and other types of exploitation	5.2.1 Proportion of ever partnered women and girls aged 15 years and older subjected to physical, sexual or psychological violence by a current or former intimate partner in the previous 12 months, by form of violence and by age	---
	5.2.2 Proportion of women and girls aged 15 years and older subjected to sexual violence by persons other than an intimate partner in the previous 12 months, by age and place of occurrence	---
5.3 Eliminate all harmful practices, such as child, early and forced marriage and female genital mutilation	5.3.1 Proportion of women aged 20-24 years who were married or in a union before age 15 and before age 18	---
5.4 Recognize and value unpaid care and domestic work through the provision of public services, infrastructure and social protection policies and the promotion of shared responsibility within the household and the family as nationally appropriate	5.4.1 Proportion of time spent on unpaid domestic and care work, by sex, age and location	
5.5 Ensure women's full and effective participation and equal opportunities for leadership at all levels of decision-making in political, economic and public life	5.5.1 Proportion of seats held by women in (a) national parliaments (b) local governments	National 6%
	5.5.2 Proportion of women in managerial positions	34%
5.6 Ensure universal access to sexual and reproductive health and reproductive rights as agreed in accordance with the Programme of Action of the International Conference on Population and Development and the Beijing Platform for Action and the outcome documents of their review conferences	5.6.1 Proportion of women aged 15-49 years who make their own informed decisions regarding sexual relations, contraceptive use and reproductive health care	---
5.b Enhance the use of enabling technology, in particular information and communications technology, to promote the empowerment of women	5.b.1 Proportion of individuals who own a mobile telephone, by sex	85.3%

1.1 SDG INDICATORS MAPPED TO THE BOTSWANA VISION 2036 PILLAR 1:

“ ECONOMIC AND SOCIAL DEVELOPMENT”

Vision 2036 Sustainable Economic Development : National Development Plan 11 Economic & Employment

Goal 9. Build resilient infrastructure, promote inclusive and sustainable industrialization and foster innovation		
Target	Indicator	Value
9.1 Develop quality, reliable, sustainable and resilient infrastructure, including regional and transborder infrastructure, to support economic development and human wellbeing, with a focus on affordable and equitable access for all	9.1.1 Proportion of the rural population who live within 2km of an all season road	23%
	9.1.2 Passenger and freight volumes, by mode of transport	Passenger Air 720906 Pontoon 476740
9.2 Promote inclusive and sustainable industrialization and, by 2030, significantly raise industry's share of employment and gross domestic product, in line with national circumstances, and double its share in least developed countries	9.2.1 Manufacturing value added as a proportion of GDP and per capita	5.8%
	9.2.2 Manufacturing employment as a proportion of total employment	4.2%
9.4 By 2030, upgrade infrastructure and retrofit industries to make them sustainable, with increased resource-use efficiency and greater adoption of clean and environmentally sound technologies and industrial processes, with all countries taking action in accordance with their respective capabilities	9.4.1 CO ₂ emission per unit of value added	---
9.5 Enhance scientific research, upgrade the technological capabilities of industrial sectors in all countries, in particular	9.5.1 Research and development expenditure as a proportion of GDP	0.56 %
developing countries, including, by 2030, encouraging innovation and substantially increasing the number of research and development workers per 1 million people and public and private research and development spending	9.5.2 Researchers (in fulltime equivalent) per million inhabitants	---
9.a Facilitate sustainable and resilient infrastructure development in developing countries through enhanced financial, technological and technical support to African countries, least developed countries, landlocked developing countries and small island developing States	9.a.1 Total official international support (official development assistance plus other official flows) to infrastructure	---
9.b Support domestic technology development, research and innovation in developing countries, including by ensuring a conducive policy environment for, inter alia, industrial diversification and value addition to commodities	9.b.1 Proportion of medium and high - tech industry value added in total value added	---
9.c Significantly increase access to information and communications technology and strive to provide universal and affordable access to the Internet in least developed countries by 2020	9.c.1 Proportion of population covered by a mobile network, by technology	---

1.3 SDGS INDICATORS MAPPED TO THE BOTSWANA VISION 2036 PILLAR 3:
“SUSTAINABLE ENVIRONMENT” – these have been omitted since none
 relate to Goal 1, 2,3,5,9 and 17

1.4 SDGS INDICATORS MAPPED TO THE BOTSWANA VISION 2036 PILLAR 4:
“GOVERNANCE PEACE AND SECURITY”
 Vision 2036 Governance, Peace and Security

National Development
Plan 11 Governance, Safety and Security

Goal 17. Strengthen the means of implementation and revitalize the Global Partnership for Sustainable Development

Target	Indicator	Value
17.1 Strengthen domestic resource mobilization, including through international support to developing countries, to improve domestic capacity for tax and other revenue collection	17.1.1 Total government revenue as a proportion of GDP, by source	---
	17.1.2 Proportion of domestic budget funded by domestic taxes	Data Gap
17.3 Mobilize additional financial resources for developing countries from multiple sources	17.3.1 Foreign direct investments (FDI), official development assistance and South South Cooperation as a proportion of total domestic budget	---
	17.3.2 Volume of remittances (in United States dollars) as a proportion of total GDP	---
17.4 Assist developing countries in attaining long-term debt sustainability through coordinated policies aimed at fostering debt financing, debt relief and debt restructuring, as appropriate, and address the external debt of highly indebted poor countries to reduce debt distress	17.4.1 Debt service as a proportion of exports of goods and services	---

<p>17.6 Enhance North - South, South -South and triangular regional and international cooperation on and access to science, technology and innovation and enhance knowledge - sharing on mutually agreed terms, including through improved coordination among existing mechanisms, in particular at the United Nations level, and through a global technology facilitation mechanism</p>	<p>17.6.2 Fixed Internet broadband subscriptions per 100 inhabitants, by speed</p>	<p>---</p>
<p>17.8 Fully operationalize the technology bank and science, technology and innovation capacity - building mechanism for least developed countries by 2017 and enhance the use of enabling technology, in particular information and communications technology</p>	<p>17.8.1 Proportion of individuals using the Internet</p>	<p>36%</p>
<p>17.18 By 2020, enhance capacity-building support to developing countries, including for least developed countries and small island developing States, to increase significantly the availability of high - quality, timely and reliable data disaggregated by income, gender, age, race, ethnicity, migratory status, disability, geographic location and other characteristics relevant in national contexts</p>	<p>17.18.1 Proportion of sustainable development indicators produced at the national level with full disaggregation when relevant to the target, in accordance with the Fundamental Principles of Official Statistics</p>	<p>---</p>

BOTSWANA VOLUNTARY NATIONAL REVIEW 2017



Driving Sustainable Development Through the Private Sector:

Debswana's Safety and Sustainability Development Programme



HISTORY AND BACKGROUND

Debswana Diamond Company is a company in which the Botswana Government and the De Beers Group of Companies each hold a 50% share. Debswana is made up of four operations located in Jwaneng and Orapa (Orapa, Letlhakane and Damtshaa Mines). These operations are supported by Debswana Corporate Centre in Gaborone. Diamond prospecting started in mid-1950 and in 1967 a diamond pipe was discovered in Orapa. In June 1968, De Beers Botswana Mining Company was formed.



Figure 1: An occasion to mark the signing of the agreement to establish Debswana (then known as De Beers Botswana Mining Company) a partnership between the people of Botswana and De Beers. Present were among others: H.F Oppenheimer, former Executive Chairman of De Beers Group, Sir Seretse Khama, former President of Botswana, Sir Q.K.J Masire, former Vice President of Botswana and former Minister J.G Haskins

Figure 2: History of mines commissioning








DIAMONDS FOR DEVELOPMENT

Our business has always been about turning dreams into reality, and the story of the development of Botswana is about how dreams of a nation became a reality through diamonds. Botswana's diamonds are for development; provides 70% of Botswana's foreign exchange, contributes 30% of the GDP and employs more 4000 people along with more than 5000 fixed term contractors.

OUR PURPOSE, VISION, MISSION AND VALUES

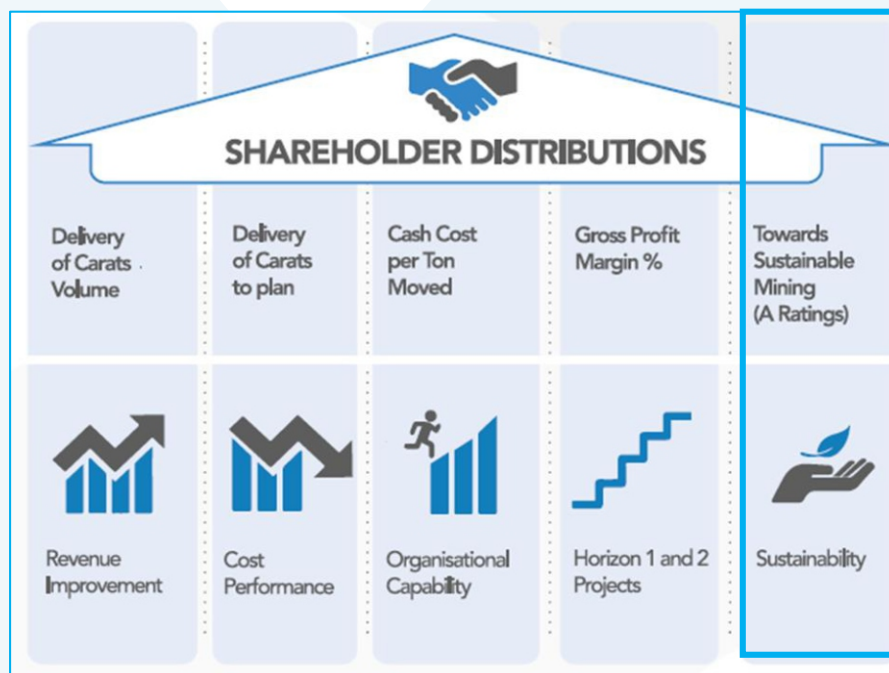
Table 1: Debswana, Purpose, Vision, Mission and Values

Our Purpose, Vision and Mission	Our Values	
Our Purpose To turn diamond dreams into lasting reality. Our Vision To be a global benchmark diamond business. Our Mission We mine and recover diamonds safely, optimally and responsibly.	Be Passionate <i>We are exhilarated by the product we mine and sell, the challenges we face and the opportunities we create. We will always be ahead in everything we do</i>	
	Build Trust <i>"We will always listen first, then act with openness, honesty and integrity so that our relationships flourish"</i>	
	Pull Together <i>"Being united in purpose and action, we will turn the diversity of our people, skills and experience into an unparalleled source of strength"</i>	
	Show we care <i>"We care deeply about each other and the people whose lives we touch, our communities and the environment we share. We will always think through the consequences of what we do so that our contribution to the world is real, lasting and makes us proud"</i>	
	Shape the future <i>"We will find new ways. We will set demanding targets and take both tough decisions and considered risks to achieve them. We will insist on executional excellence and reward those who deliver"</i>	

OUR STRATEGY

In 2013, Debswana launched the 2018 High Performance Organisation (HPO) Business Strategy which sets the direction that enables us to maximise our shareholder distributions by driving performance under key focus areas: revenue improvement, cost performance, organisational capability, sustainability and delivering on capital projects.

Figure 3: Debswana 2018 High Performance Organisation (HPO) Strategy



Our 2015 to 2025 and beyond Safety and Sustainability (S&SD) Strategy sets the direction for delivering the Sustainability pillar of the Debswana 2018 High Performance Organisation (HPO) Strategy. Sustainability key outcomes include: the attainment of financial success, social license to operate, responsible use and security of natural resources, lasting positive reputation and legacy.

The key guiding principles of our sustainability journey are defined under major themes; Economic, Ethics, Employees, Environment and Community (Figure 4) are defined by risk to the business and issues material to our stakeholders. These principles are aligned to SDGs. In relation to community, we can only operate if we maintain the trust of our people inside and outside Debswana. We continuously engage our communities and minimize impact of activities. We undertake proactive closure planning in order to leave a positive legacy and sustainable towns (SDG 11) at the end of life of our operations. Climate change is a business risk and Sub-saharan countries are currently worst hit by impacts of climate change. The business is implementing ECO2MAN - energy efficiency programme to improve energy efficiency and reduce greenhouse gases (GHG) emissions (SDG 13). Employee safety, health and wellbeing is key to sustainable business and our operations are ISO 14001 and OHSAS 18001 certified. We respect employee and community human rights and have adopted best practice principles (BPP). BPP comprises a management system and set of assessment tools covering ethics, anti-corruption, human rights, environmental stewardship, community and Kimberley Process. Compliant members are certified by the Responsible Jewelry Council (RJC).

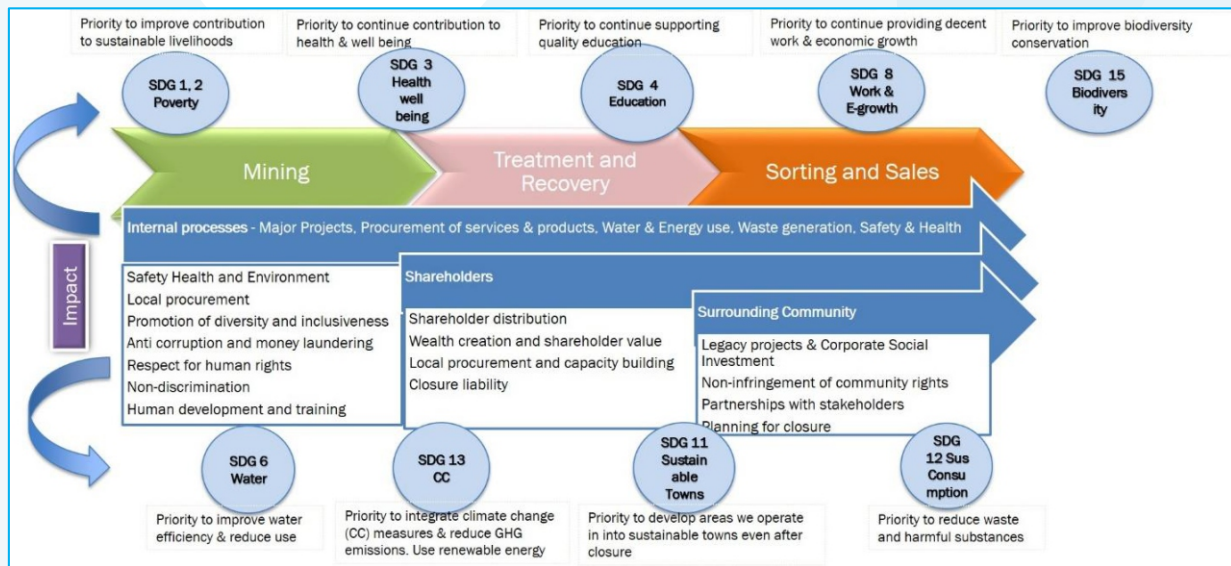
Figure 4: Sustainability Guiding Principles

Key Sustainability Guiding Principles				
Economics	Ethics	Employees	Communities	Environment
Wealth creation and shareholder value	Good governance and high ethical standards	Compliance with core labour standards	Management & monitoring strategies	Environmental management
Transparency in financial payments to governments	Free and fair competition	Freedom of association and collective bargaining	Free and informed consultation	Proactively minimising our negative impacts
Local procurement and capacity building	Disclosure of relationships	Non-discrimination	Responding to the needs of indigenous people	Management of energy & GHG emissions
Strong relationships with government	Anti-corruption	Prevention of child labour	Respecting cultural integrity	Stewardship of ecosystems and
No political donations to individuals	Anti-money laundering	Prevention of forced labour	Non-infringement of community rights	Sustainable use of biodiversity
Impact assessment	Privacy and data protection	Highest security and human rights standards	Planning for closure	Efficient use & management of water
	Elimination of conflict diamonds	Best practice safety and occupational hygiene	Stakeholder dialogue	
	Product disclosure	Employee health and wellbeing	Social investment	
	Respect for human rights of all peoples	Comprehensive HIV/AIDS management	Partnerships with stakeholders	
	National legislation and dialogue with governments	Promotion of diversity and inclusiveness		
		Development and training		

SUSTAINABLE DEVELOPMENT GOALS (SDGS)

Sustainability is increasingly becoming a key strategic driver of business and the definition is getting broader. The United Nation (UN) has undertaken projections of major drivers of sustainability (population dynamics, climate change and global geopolitics) to predict state of the world 2050. The world's Sustainability definition and requirements or expectation of business is going through transformation and will be different in 2050 when there will be 9.7 billion people across the planet (United Nations' estimates). The above projected scenario requires a paradigm shift towards sustainability. Therefore, the 2050 S&SD Strategy seeks to position Debswana as a world leader in sustainable development and to de-risk the business from potential risks. Debswana is using the Sustainable Development Goals (SDGs) framework as a foundation for contributing defining the pathway to achieving 2050 S&SD Strategy vision of a sustainable world. Figure 4 shows mapping of SDGs against Debswana value chain.

Figure 5: SDGs Against Debswana Value Chain



CASE STUDIES ON IMPLEMENTATION OF SDGS

Health and wellness (SDG3) – an annual investment of BWP162 million spent on two district referral hospitals in Orapa and Jwaneng. The hospitals are open to communities and receive about 84,000 patients per year. An additional BWP17 million is spent annually on anti-retroviral therapy aligned to UNAIDS 90 90 90 Strategy. The company has a Wellness Promotion and Employee Assistance Programmes focusing on family, life style and work related stress with annual budget of BWP6 million.

Biodiversity conservation and management (SDG 15) – Orapa and Jwaneng Mines are surrounded by game parks with a combined size of 65,000ha. The main objective of the parks is the preservation of flora and fauna for the communities in which we operate.

Investing in communities (SDG 1 & 2) – Debswana has spent BWP49 million communities covering health, education sports and culture over the past 3 years. The company supports alternative livelihoods community projects. For instance Tsodilo Community Project was funded to the tune of BWP10 million which was implemented from 2010 to 2014 through Tsodilo Management Authority. Tsodilo Hills has been a National Monument since 1927 and is listed as a UNESCO World Heritage Site in 2001. Funding covered construction of staff houses, borehole drilling and installation, development of the camping site, installation of electricity, training of Community Trust and Village Development Prior to funding. The site received 5,000 tourist in 2005 and is now receiving up to 10,000 visitors (2016). Tsodilo Community Trust receives a monthly income average of P 16,721.53 and P269, 531.40 annually. This contributes to the livelihood of the community. Tsodilo Community will receive further funding of BWP4.9 million over the next three years.

Figure 6: Community Projects over the Last 3 Years



Education (SDG 4) - Debswana has offered training scholarships over the last 30 years to ensure a continuous pipeline supply of required critical skills. The current (from 2015) programme has enrolled 49 students studying degrees at various institutions (16 females and 33 males) at an annual budget of BWP28 million.

Table 2: 2015 Scholarship Intake

Programme	Number
Ore/Mineral Processing/Chemical Engineering	8
Mining Engineering	8
Geotechnical Engineering	3
Geology	8
Electrical and Electronics Engineering	3
Mechatronics	3
Civil and Structural Engineering	2
Safety and Human Factor (Occupational Hygiene)	2
Automation & Instrumentation	3
Hydrogeology	2
Mine Survey	2
Supply Chain	3

SUSTAINABLE TOWNS - ORAPA TODAY BOTETI TOMORROW

In line with our commitment to appropriate closure planning and diversification of local economy, Orapa, Letlhakane and Damtshaa Mines introduced Orapa Today Boteti Tomorrow programme. 'Today' is about making Orapa a great place to live and work whilst 'Tomorrow' is about positioning Boteti as a district hub and the gateway to the Makgadikgadi Wetlands. The main components of Orapa Today Boteti Tomorrow programme are:

1. Game Park extension – this component seeks to improve tourism potential of the area. The park expansion will support and enhance species diversity and a sanctuary for endangered species and serve as a gateway to Makgadikgadi Wetland. The park expansion has been achieved
2. The Mining Museum - Orapa mine has been in operation since early 1970s and there is need to capture the Boteti diamond story - history of town, diamonds, prospecting and communities around Orapa linked to today's realities. Anecdotes, historic mining equipment, processes and structures, a working museum, display of stones, employees (past and present), mining activities, jewellery, photographs, other products and fossils. A museum building under construction in Orapa.
3. Establishment of a Business Park - development of a business park on the south east of the Orapa town to serve as a hub of both heavy / light industrial, commercial enterprises.
4. The Technical College - The plan is to develop a Mining Centre of excellence and innovation, showcasing local talent and artisan skills – meeting the needs of the nation. This will be achieved through converting Orapa Training Center to a Technical College and fostering partnership with Government, other Industry leaders, Chamber of Mines and other learning centres.

BOTSWANA

VOLUNTARY NATIONAL REVIEW ON
SUSTAINABLE DEVELOPMENT
GOALS 2017



SUSTAINABLE
DEVELOPMENT
GOALS