



**MALAWI 2020 VOLUNTARY NATIONAL REVIEW REPORT FOR SUSTAINABLE
DEVELOPMENT GOALS (SDGs)**

Main Report

June 2020

Opening Statement

The Government of the Republic of Malawi is committed to making sure that the implementation of the Agenda 2030 and the Sustainable Development Goals (SDGs) is effectively pursued in order to improve the livelihoods of all Malawians and contribute to the global social economic development. The Government has put in place mechanisms to ensure that national development plans are being implemented to realise the 2030 agenda as specified in the 17 sustainable development goals which was agreed in September 2015. The Malawi Government's commitment comes at the back of a strong conviction by the people that the national socioeconomic transformation will be accelerated if the country is focused on effective implementation of the SDGs along with all cooperating partners.

The principle of 'Leaving No One Behind' stands front and centre in Malawi's drive to bring the fruits of development to all Malawians, whether child, woman and man regardless of geographical location. The 2020 Voluntary National Review (VNR) on the SDGs implementation highlights some success stories that have taken on board the vulnerable and less privileged in the society into the fold of improved livelihoods and national prosperity.

The Government's current future trajectory emphasises on national transformation and development through wealth creation and self-reliance and this is going to be articulated in the country's Vision 2063 currently under formulation. This will later be followed and operationalised through the medium term national development plans like Malawi Growth and Development Strategy (MGDS) III at the moment. At national level, MGDS III is being used to implement the SDGs and it has been mapped with the key priority areas and integrated into the national monitoring and evaluation (M&E) framework. The MGDS III has domesticated the SDGs, the Africa Union Agenda 2063, and the other international development frameworks with specific objectives at region, continental and global level. The M&E framework of the MGDS III aligns national key priority areas with global targets to ensure coherence in the delivery of both national and international commitments.

As a country we have put in place a governance structure for the implementation of the SDGs so that all initiatives towards the achievement of the SDGs are well guided and coordinated among various stakeholders. While we provide a general picture of progress on all the SDGs, more focus has been given to Health (Goal 3), Education (Goal 4), Gender (Goal 5), Clean Water and Sanitation (6), Sustainable Cities (goals 11), Climate Change (goal 13) and Strong Institutions (Goal 16). These goals are perceived as critical for Malawi to realise the objectives of Agenda 2030 in the decade of action; but also to showcase the challenges we are facing at national level, while recognising the immense significance of all other SDGs in the process.

Thus, the 2020 VNR Report presents to the UN progress made on all SDGs zeroing in on the seven goals, while providing a summary progress update on the rest of the SDGs. Acknowledgement is also made to the fact that the COVID-19 pandemic has had an impact on the process especially regarding the consultations and engagements in the review process. It is also clear that the impact of the COVID-19 will continue having an economic impact on the

economy. Preliminary assessment shows that the economy will lose over \$6 Billion which is equivalent to MK5 Trillion. This is largely in relation to accommodation and food services, transportation and storage services, agriculture, and manufacturing sectors. At the moment the Government of Malawi will be facilitating recovery and sustainability mechanisms for the country to get out of the impacts of the pandemic, since the pandemic goes beyond health sector to other social, economic and environment sectors.

I am therefore grateful to all those that have participated in the preparation of this report, including our esteemed cooperating partners led by Malawi's United Nations resident office, civil society organisations and government Ministries, Departments and Agencies (MDAs). I am thankful that the concerted efforts of these institutions made it possible to produce this report within a short period of time. I therefore invite all partners to move with us going forward into the next decade of action so that as a country we are able to achieve the global 2030 Agenda sustainably.

Hon. Joseph Mwanamvekha, MP

Minister of Finance, Economic Planning and Development

Statement by the UN-Malawi Resident Coordinator

Malawi's first Voluntary National Review (VNR) is a demonstration of the Government of Malawi's commitment to the implementation of the 2030 Agenda. Malawi domesticated the Sustainable Development Goals (SDGs) in its current national development plan, the Malawi Growth and Development Strategy III which is running from 2017 to 2022, to accelerate the pace of economic growth and wealth creation for the citizens of Malawi. The MGDS III has been instrumental in facilitating SDG implementation, monitoring and reporting. Furthermore, the Government of Malawi, through Annual SDG reviews, has demonstrated its commitment to implement and regularly report on progress and achievements of the 2030 Agenda.

The United Nations in Malawi through its development cooperation framework, the UN Sustainable Development Cooperation Framework (UNSDCF) 2019-2023, is effectively supporting the Government of Malawi to implement the 2030 Agenda in Malawi. The UNSDCF, which incorporates the goals and principles that underpin Agenda 2030 and the 17 SDGs, has played a key role in ensuring UN wide coherence in the spirit of the UN reform and represents partnership with the Government of Malawi's development aims expressed in the MGDS III.

Despite the fact that the VNR process was conducted in a very challenging environment especially due to COVID-19, Government through the National Planning Commission (NPC) was committed to ensuring the process was open, inclusive, transparent and benefitted from active participation of the UN system, NGOs, academia and other key stakeholders. By utilizing an assortment of consultation platforms, the Government of Malawi opened up the space for active engagement and dialogue of all stakeholders including those in the hardest to reach areas in keeping with the principle of leaving no one behind.

This first VNR is an opportunity for Malawi to find the most critical areas for acceleration of the 2030 Agenda in the coming decade. This VNR exercise is building on gains in the development agenda achieved by Malawi. Malawi has made commendable progress on 29 of the 169 targets and moderate progress on 59 of the targets and the country shows insufficient to no policy change or otherwise poor performance on 81 of the targets. Despite the progress, the country continues to suffer the challenges of poverty, unemployment, rapid population growth and environmental degradation, and vulnerability to external shocks, among others. Achieving the SDGs is therefore in Malawi's best interest as the country endeavours to address its socio-economic challenges pursuing the vision of inclusive wealth creation and self-reliance.

For this reason, the VNR could also inspire a framework for "build back better" after COVID19 to boost the health and education systems, tackle climate change challenges, open job and life opportunities for the youth, promote gender equality and dynamize private sector through innovation and better trade links with the region. Financing SDGs become both a challenge; but also an opportunity for the country to capitalize on new windows open to support LDCs to overcome the terrible socio-economic impacts of COVID 19. SDGs are localized in Malawi, and have been integrated into planning systems and processes at national,

regional and local levels. However, central to the leave no one behind agenda is the active participation and engagement of the communities and enhanced transparency in the delivery of public services. The open consultation that led to the preparation of this VNR is an attempt to include all national stakeholders, a critical step to effectively engage in delivering on the ideal of providing a better life for all.

The UN in Malawi remains committed to supporting the Government of Malawi to achieve the goals and objectives of the 2030 Agenda and SDGs and will ensure that the UN's collective human, technical and financial resources are organized and deployed in the most effective and efficient manner and in the spirit of Delivering as One.

Ms Maria Jose Torres

UN RESIDENT COORDINATOR

Table of Contents

Opening Statement.....	2
Statement by the UN-Malawi Resident Coordinator	4
Acknowledgments	8
Acronyms	9
1.0 Executive Summary	12
2.0 Introduction.....	16
3.0 Implementation of the SDGs.....	18
4.0 Methodology and Process for Preparation of the Review.....	20
4.1 Scope of the Review	20
4.2 Methodology and Process.....	20
4.3 Data Collection	21
5.0 National Stakeholder Consultation and Engagement	23
5.1 Consultation with the Youths	23
5.2 Consultation with the Minority Groups	25
5.3 Consultation with Volunteer Organisations in SDG Implementation	26
5.4 Consultation with Persons with Disabilities	27
6.0 Policy and Enabling Environment	29
6.1 Creating Ownership of the Sustainable Development Goals.....	29
6.1.1 Translation of the SDGs into local languages	30
6.1.2 Localization of SDGs	30
6.1.3 The Parliamentary Engagement	30
6.1.4 Participation of CSOs in SDGs Implementation	30
6.2 Incorporation of the Sustainable Development Goals in National Policies and Frameworks.....	32
6.3 Disaster Risk Reduction Mechanisms in SDG implementation processes	33
6.4 Integration of the Three Dimensions.....	34
6.5 The Principle of ‘leaving no one behind’	35
6.5.1 Spotlight Initiative	36
6.5.2 Youth Engagement in SDG implementation and monitoring	37
6.5.3 Multidimensional Child Poverty Analysis	38
7.0 Institutional Mechanisms	39
8.0 Structural issues	40
9.0 Progress on Goals and Targets	42
<i>The Mapping of KPAs and SDGs are reflected in the box below:</i>	<i>42</i>
KPA 1: Agriculture, Water Development and Climate Change Management	42
KPA 2: Education and Skills Development	50
KPA 3: Transport and ICT Infrastructure	56
KPA 4: Energy, Industry and Tourism Development.....	60
KPA 5: Health and Population	69
KPA 6: Other Development Areas	77

10.0	Means of implementation	86
10.1	General Modalities for SDG implementation	86
10.2	Pubic Finance Management (PFM) System.....	86
10.3	Domestic Revenue Performance	88
10.4	External financing and Development Cooperation.....	89
10.5	Expenditure Management Performance	89
10.6	Financing Strategies Going Forward, including Leveraging Development Cooperation	90
10.7	Managing Fiscal and Economic Impact of COVID-19 Pandemic	91
10.8	Public Sector Capacity and e-Governance	94
10.9	Statistical Systems	94
10.11	Civil Society and Local Government	95
11.0	Conclusion – Challenges, Lessons, Recommendations and Next Steps	95
	References	99
	ANNEXES	100
	<i>Annex 1: Coordination and Governance Structure for Malawi’s VNR Report.....</i>	<i>100</i>
	<i>Annex 2: Guiding Tool for Data Collection and Drafting of Malawi VNR.....</i>	<i>100</i>
	<i>Annex 3: Questionnaire for VNR to Gather Responses from Stakeholders</i>	<i>102</i>

Acknowledgments

The production of Malawi's Voluntary National Review (VNR) was made possible through the concerted efforts from various stakeholders in the government and cooperating partners. First of all, gratitude should go to the Chief Secretary to the Government, Mr. Lloyd Muhara, SC and the UN Resident Coordinator, Mrs. Maria Jose Torres for effectively guiding the process as co-chairs of the VNR Steering Committee. Special thanks should go to the Directors and Managers and the entire NPC secretariat for coordination and facilitation provided from the beginning to the end of the entire review process. Along with the NPC was the Department of Economic Planning and Development (EP&D) within the Ministry of Finance led by the acting Chief Director, Mr Peter Simbani.

The work done by members of the Technical Committee on the VNR is highly appreciated, this was coupled with unwavering support and input that various stakeholders including Ministries, Departments and Agencies (MDAs), Civil Society Organizations such as Council for Non-Governmental Organisations (CONGOMA), National Youth Council of Malawi (NYCOM), Voluntary Services Overseas (VSO) and various other stakeholders provided to the review process.

The Office of the Permanent Representative at the Malawi Mission to the UN in New York was of great help, providing support through technical advice for the review and linking the Government of Malawi to the organizers of the VNR, UNDESA. The UNDESA consistently provided the advisory to the process to make sure all the reporting processes are finalised; and that reports and other related materials were timely submitted.

Lastly, we appreciate the support by the various UN agencies in Malawi, the UN Resident Coordinator's office, UNDP and UNICEF in particular, for the technical and financial support during the VNR consultation and drafting process.

Thomas Chataghalala Munthali, PhD

DIRECTOR GENERAL OF THE NATIONAL PLANNING COMMISSION

Acronyms

ACB	Anti-Corruption Bureau
ADC	Area Development Committee
AIDS	Acquired Immune Deficiency Syndrome
AIYAP	Agriculture Infrastructure and Youth in Agribusiness Project
APPSA	Agriculture Productivity Programme for Southern Africa
CABS	Common Approach to the Budget Support
CEDEP	Centre for the Development of people
CLTS	Community Led Total Sanitation
COMESA	Common Market for Eastern and Southern Africa
CONGOMA	Council for Non-Governmental Organizations
CSE	Comprehensive Sexuality Education
CSEC	Civil Society Education Network
CSO	Civil Society Organizations
CTC	Core Technical Committee
DEAP	Development Effectiveness and Accountability Programme
DFA	Development Finance Assessment
DHRMD	Department of Human Resources Management and Development
DRR	Disaster Risk Reduction
ECD	Early Childhood Development
ECOSOC	Economic and Social Council
EHP	Essential Health Package
EP&D	Department of Economic Planning and Development
ESIA	Environment and Social Impact Assessment
ESMPs	Environment and Social Management Plans
ESP	Essential Services Package
FEDOMA	Federation of Disability Organisations in Malawi
FIDP	Farm Input Diversification Programme
FISP	Farm Input Subsidy Programme
GDP	Gross Domestic Product
GBV	Gender Based Violence
GII	Gender inequality Index
GoM	Government of Malawi
HRCC	Human Rights Consultative Committee
HSSP II	Health Sector Strategic Plan
HP	Harmful Practices
IFPRI	International Food Policy Research Institute
IHS	Integrated Household Survey
IMF	International Monetary Fund
IRDS	Integrated Rural Development Strategy
JSSP	Joint Sector Strategic Plan
SDGs	Sustainable Development Goals

KPA	Key Priority Area
LGFC	Local Government Finance Committee
MACOHA	Malawi Council for the Hand-Capped
MACRA	Malawi Communication Regulatory Authority
MDAs	Ministries, Department and Agencies
MDGs	Millennium Development Goals
MDHS	Malawi Demographic Health Survey
MEJN	Malawi Economic Justice Network
MESIP	Malawi Education Sector Improvement Project
MGDS	Malawi Growth Development Strategy
MHRC	Malawi Human Rights Commission
MLGRD	Ministry of Local Government and Rural Development
MoEST	Ministry of Education, Science and Technology
MoFEPD	Ministry of Finance, Economic Planning and Development
MoGCDSW	Ministry of Gender, Children, Disability and Social Welfare
MoJCA	Ministry of Justice and Constitutional Affairs
MNSSP II	Malawi National Social Support Programme II
MPWN	Malawi Police Service Women's Network
NAO	National Audit Office
NCCMP	National Climate Change Management Policy
NCHE	National Council for Higher Education
NGOs	Non-Governmental Organizations
NPC	National Planning Commission
NSAs	Non State Actors
NSC	National Steering Committee
NSHS	National Sanitation and Hygiene Strategy
NSO	National Statistical Office
ODA	Official Development Assistance
ODF	Open Defecation Free
OPC	Officer of President and Cabinet
PDNA	Post Disaster Needs Assessment
PED	Performance Enforcement Department
PFMA	Public Finance Management Act
PWD	People Living with Disability
RISDP	Regional Integrated Strategic Programme
SADC	Southern Africa Development Community
SAPP	Sustainable Agriculture Production Programme
SCTP	Social Cash Transfer Programme
SGBV	Sexual and Gender Based Violence
SRHR	Sexual and Reproductive Health and Rights
SI	Spotlight Initiative
SIVAP	Small Irrigation and Value Addition Project
STIs	Sexual Transmitted Infections
SWAp	Sector Wide Approach

TEVET	Technical, Entrepreneurial and Vocational Education and Training
TWG	Technical Working Group
IHS	Integrated Household Survey
HLPF	High Level Political Forum
UNDP	United Nation Development Programme
UNFCCC	United Nations Framework Convention on Climate Change
UN	United Nations
UNICEF	United Nations International Children's Emergency Funds
VAT	Value Added Tax
VAWG	Violence Against Women and Girls
VDC	Village Development Committee
VNRMCs	Village Natural Resource Management Committees
WHO	World Health Organisation
YFN	Young Feminist Network

1.0 Executive Summary

The Voluntary National Review Report highlights the progress achieved so far in the implementation of the Sustainable Development Goals (SDGs) over the past 5 years since 2016 when national commitment was made by the Malawi Government. It builds upon assessments at the national level during the baseline and the first progress reporting that were conducted in 2016 and 2018, respectively. In an attempt to break the silos, the implementation of the SDGs has been multi-sectoral and synergistic considering that SDGs are interconnected, thus one goal feeds into or will require activities from one or more other goals for its success. It means, therefore, that for effective implementation and reporting, sector collaboration must consistently be given prominence. Some of the key highlights in the report include the following:

- After 5 years of SDGs implementation, Malawi is making significant progress on 29 of the 169 targets (17 percent). It is making moderate progress with performance gaps on 59 of the targets (35 percent) and shows insufficient to no policy change or otherwise poor performance on 81 of the targets (48 percent).
- The 29 targets on which the Malawi is making significant progress include SDG 3 (Good Health and Well-Being), Target 3.2, under-five mortality rates are significantly declining and likely to be met; SDG 4 (Education for All), Target 4.5, gender parity in primary schools is already equal to parity, Net Enrolment in Primary Schools is close to target. Targets on which the country is making moderate progress includes SDG 2 (Zero Hunger), despite significant progress through reduction and turning the curve on child malnutrition indicators (Stunting, Underweight, and Wasting).
- Upon the commitment to implement the SDGs, the Government of Malawi, in close collaboration with various stakeholders including the UN agencies, was quick to integrate the SDGs into national development planning frameworks, which include the MGDS III, sector policies, projects, programmes and decision making procedures. This process cascaded to the local level development planning process including the indicator frameworks so as to customise the global indicators to ensure that they make sense within the local context and vice versa.
- The design and implementation of the MGDS III has been informed by the SDGs principles and further drawn some lessons from the earlier strategies in order to chart a path that takes the country forward in terms of sustainable and inclusive growth. This is because it has been noted that while Malawi has posted some commendable growth rates over the implementation periods of MGDS I and II, i.e. the previous medium term strategies, such growth has neither been sustained nor inclusive. The MGDS III also aims at doing things

differently based on the lessons from the earlier strategies and using a systems approach as is being advocated in the Agenda 2030 precepts.

- The current national development planning is largely around an economy which is dominated by rain-fed agriculture and natural resource use. Consequently, the economy suffers the impacts of disasters, climate change and environmental degradation, and going forward there is a need to be focused on diversification of the economy to effectively support investments in the key development areas.
- The process of developing the MGDS III was highly participatory and consultative such that it was at this time that SDG integration was done and mapping with national priorities was championed. This was to make sure that no category of people was left behind regardless of their gender, age, tribe, sexual orientation and geographical location. The consideration of cross cutting issues such as gender, the youth bulge and environmental and climate change management received due attention considering that they are key in the achievement of national development objectives; and that they must be taken on board in national development planning. The i-SDG model was used as an economic model that helped to assess the impact of specific sector investments on other sectors. This was through an assessment of what would happen if specific areas received an investment, what impact would they have on growth of other sectors. It technically assisted to come up with an impactful but reduced list of priority areas. The previous medium term national development strategies had more priorities, which made it difficult to focus resources on a few significant areas, which led to spreading resources thinly. The impact of the chosen priorities was clear using the available data across various development areas.
- Participation of various stakeholders and interest groups is at the centre of development planning in Malawi. This is taking into account that the principle of leaving no one behind is critical in achieving the national development objectives at national levels. This has facilitated the SDG integration into the national development planning structures with gender, youth, children, the elderly, persons with disabilities and other minority groups are central to the development objectives with disaggregated data used to ensure that interventions are focused and intended.
- Upon discovering the financial capacity challenges to implementing the MGDS III and SDGs, the Government of Malawi with support from the UN undertook the Development Finance Assessment (DFA) in order to determine financial opportunities and management modalities through conventional and non-conventional means. Recommendations were made towards close collaboration with non-governmental and private sector organisations. In addition, the report emphasises the need to develop a framework that ensures allocation of resources to priority areas to realise significant impact for the majority of the population.
- Malawi is experiencing insufficient long-term progress on, among others, SDG 1 (Eradicating Poverty and ending all its forms), with many of its targets being among those

showing negative trends. The proportion of the population below the international poverty line of \$1.90 per day is high estimated at 71.4 percent in 2016. More than half the population (51.5 percent) is living below the national poverty line (NSO, IHS4 2017). However, the rate of extreme poverty has registered some rapid fall from 24.5 percent in 2010 to 16 percent in 2017. Malawi has developed and is currently implementing the National Social Support Programme II (2018-2023) through the flagship unconditional Malawi Social Cash Transfer Programme (SCTP) that targets the poorest 10% of households that are ultra-poor and at the same time labour-constrained.

- The Presidential assent to the National Children’s Commission Act marked a significant milestone towards advancing children’s rights in Malawi. The Act establishes a National Children’s Commission to facilitate multi-sectoral coordination of child-focused programmes, including monitoring of earmarked domestic and development aid allocations. The State President of the Republic of Malawi renewed the country’s commitment toward the Convention on the Rights of the Child (CRC) on the occasion of the 30th CRC anniversary.
- Deliberate interventions such as implementation of the Human Right Action Plan and service provisions towards minority groups such as the Lesbian, Gay, Bisexual, Transgender and Intersexual (LGBTI) has been enhanced through civil society organisations and development partners. It is recommended therefore that SDG 3 implementation should ensure that health care services should be properly extended to the LGBTI community for purposes of health care and equality.
- All cooperating partners have rallied their support towards the national development priorities through well designed country assistance strategies that have the key priority areas well integrated into their programmes. However, there is a need to increase their support towards enabling economic sectors such as agriculture, natural resource management and transportation to be able to achieve the Agenda 2030 objectives. Increasing accountability and transparency among the non-governmental development players is key to ensuring that resources are being used according to the set national development objectives and targets.
- Impact evaluations of all development interventions across sectors and/or various key priority development areas require that information is available for evidence-based reporting; as such there is a great need for strong monitoring and evaluation (M&E) and data revolution at all levels. The National Statistics Office (NSO) has already put in place measures to ensure that comprehensive and disaggregated data and information collection is continuously taking place at national and decentralised levels. Sector M&E and information systems have been established in many sectors such as health, education, environmental and climate change and public finance management.
- Government and its implementing partners recognise that the impact of COVID-19 will take sometime to subside. This entails that the government and all development players are supposed to come up with mechanisms to ‘build back better’ and ensure that all systems

have recovered accordingly to avoid pushing the majority of the population back into poverty.

- A prolonged global and national economic slow-down caused by COVID-19 will adversely impact progress in implementation of SDGs since there is diversion of focus and resources from national development priorities towards containing the spread of the pandemic. Going forward, guiding external support towards building domestic capacity for revenue mobilization including for containing COVID-19, specific priority sector implementation capacity support, and fighting corruption which erodes implementation resources will be key.

2.0 Introduction

Malawi ratified and adopted the 2030 Agenda for Sustainable Development in September 2015 along with 194 other member states of the UN. This is a global agenda which aims to eradicate poverty in all its forms, achieve inclusive sustainable development across member states of the United Nations. The Agenda 2030 has 17 Sustainable Development Goals (SDGs) which are being implemented through the country's overarching medium-term national development strategy known as the Malawi Growth and Development Strategy (MGDS) III, which was developed to accelerate the pace of economic growth and create wealth for Malawian citizens.

Malawi recognises the fact that SDGs are universal in their ambition and broad in their scope, aimed at addressing long-term and emerging development challenges by placing people at the centre of sustainable development and pursuing a human rights based approach to development. There is quite a wide range of challenges which need to be tackled, hence the need for more resources and capabilities to address them. International cooperation and new technologies afford governments and other stakeholder's opportunities to collaborate and to tap into the pool of global resources for investment in the development areas that matter most.

The 2019 SDGs Index and Dashboard,¹ which ranks Malawi 25 out of 52 countries on the continent, singles out a lack of policy coherence and coordination across levels of government, lack of effective linkages between policy planning and budgeting at the central level of government and lack of political will as the main challenges affecting the SDGs' implementation. Going forward therefore will require organised efforts to address all these challenges and more.

Upon making a commitment to implement the SDGs for one and a half decades, Malawi decided to produce an SDG baseline report (2016) in order to establish the benchmark from which implementation of the SDGs would start. Further, the report provided an opportunity for a reflection on the SDGs, some of which will require more effort in their achievement than others. The first SDGs progress of implementation report was produced in 2018. The report provided dashboards on the strides the country has made towards the 2030 Agenda. It also helped identify priorities for action, understand key implementation challenges, and identify the gaps that must be closed in order to achieve the SDGs by 2030. The MGDS III is being used as an instrument to implement the SDG after being effectively integrated.

Analysing data from the 2018 SDG Progress Report shows that data was available for a total of 168 global indicators out of 232 indicators. This situation remains the same up to now, in 2020, when a Voluntary National Review on all 17 SDGs is being undertaken. This represents data availability of 72 percent and an overall statistical data gap of 28 percent (64 indicators). A total of 48 indicators have been included as localized proxy indicators for global indicators that reflect Malawi's specific indicators contributing to the global targets. It follows then that a total of 212 indicators are used for tracking and reporting progress towards SDGs as of May 2020.

¹ https://sdsna.github.io/2019AfricaIndex/2019_africa_index_rankings.pdf

Malawi is presenting a VNR report on the SDGs for the first time in July 2020. Considering that five years have passed since commitment was made to implement the SDGs, it is useful to undertake a rigorous review to assess the progress being made. Malawi is among the 51 countries presenting their reports during the 2020 High Level Political Forum (HLPF) in New York. The objective of these reviews remains that all member states, including Malawi, should showcase what has been achieved so far through indicator progress and transformative initiatives being put up in various sectors of their economies; and the challenges being met in the process of advocating and implementing the SDGs.

In this report, Malawi highlights critical steps that have been taken to implement the 2030 Agenda and the SDGs over the past five years, progress made so far and the challenges that have derailed the implementation process. This will include activities that have taken place in various areas including interventions towards the principle of leaving no one behind, as well as efforts to balance and integrate into national planning processes the three dimensions of sustainable development: economic, social and environmental. Finally, Malawi, as every country, will present the institutional preparedness to venture into a decade of action to realise the aspirations of the 2030 Agenda.

3.0 Implementation of the SDGs

After making a commitment to implement the SDGs in 2016, the Government of Malawi already positioned itself to integrate the global goals into national development planning processes. The SDGs were launched at a time our development plan was expiring, the integration was very effective as a new five-year medium-term development plan was being developed since it had immediately taken on board the SDGs implementation principles and the needed systems approach moving away from the usual silo working arrangement. All key national stakeholders were engaged and advocacy was initiated at all levels. Upon the development of the five year medium term development plan for Malawi, all the SDGs were mapped and integrated into national priority areas. The key priority areas at national level were aligned to the national budget and the results framework of existing national, sectoral and district development plans were properly customised. A comprehensive results framework was developed with specific indicators and annual targets for the five years from 2017 to 2022 and will be reviewed going forwards. The sector policies, programmes and plans were then aligned to the Key Priority Areas (KPAs) and the SDGs for harmonised effort in the implementation and monitoring process. This process has gone further to localising the SDGs into the district development plans and work plans. During the monitoring, evaluation and reporting, the indicators are followed through from local to national level.

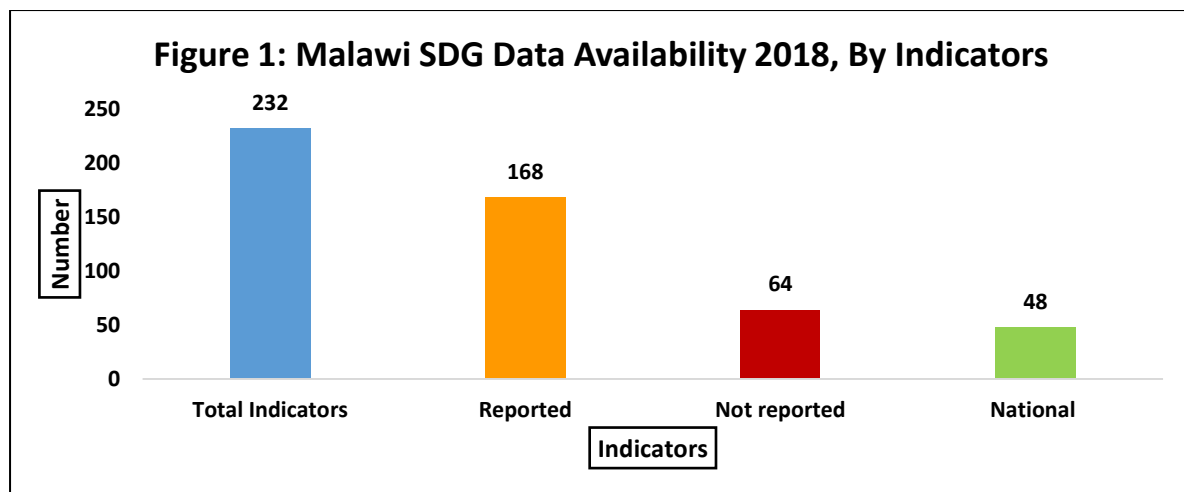
In an attempt to effectively implement all the international development frameworks, the MGDS III has integrated the frameworks such as SDGs, African Union Agenda 2063, Istanbul Programme of Action, Addis Ababa Action Agenda and other regional frameworks such as RISDP, and COMESA Treaty. While implementing these frameworks using the national framework, reporting is done on the internationally agreed indicators to enhance comparability with other member countries with similar country contexts.

National reviews on the national medium term development plans are conducted quarterly and annually. The process starts with quarterly reports that are compiled by the Sector Working Groups (SWGs), 16 in total, through their Technical Working Groups (TWGs). The TWGs are specialised groups that look at specific expert areas and they come up with informed reports to feed into the SWG consolidated report. The National Planning Commission, in collaboration with the Ministry of Finance, Economic Planning and Development, coordinates the sector reports which also take on board districts level information through the Rural Development and Decentralisation Sector Working Group and the Ministry of Local Government and Rural Development. Upon validation of the reports, it is disseminated to all stakeholders to learn lessons on the best practices and how the identified challenges can be addressed going forward. The SDGs implementation also uses the same cycle which the lead ministries use and SWGs in reporting on an annual basis, however they differ on the indicator level.

A major challenge was the inadequate financing, gaps in data availability and low institutional capacity. MGDS III which is the current five year national development plan identified clear needs and investment costs to guide financing of the SDGs. The Government of Malawi, in

collaboration with the United Nations Development Programme (UNDP), undertook a Development Finance Assessment (DFA) that provided an indicative roadmap of strategic financing sources for the goals, broadly divided into public, private and development cooperation financing. A list of recommendations was provided to ensure improvement in the financial management and exploit other sources of financing including the non-conventional ones such as the private sector.

The 2016 SDGs Baseline Report was developed to establish the indicator benchmarks for SDG implementation in Malawi. All the efforts towards implementation of SDGs aimed at meeting the set targets in all the sectors both at MGDS III and SDGs framework. Two years into the implementation period, the progress report was drafted and was published in 2018 so as to ascertain the extent to which the desired goals are being pursued. Much as there is progress in 64% of the indicators, there is no progress in some of them, while in others there is no information to assess progress. This is illustrated by the figure below:



The Government with support from various stakeholders considered the three dimensions (economic, social and environmental dimensions) on linkage and integration into plans at national, regional and district levels. It is clear that in the systems approach it was mandatory for development process to ensure that the three dimensions are integrated for impactful sector synergies. In preparing for Malawi’s first 2020 VNR Report, we noted with appreciation key observations made in “2018 SDGs Annual Progress Report” which was validated in 2019. In particular, we appreciate the recommendation to accelerate the implementation of SDGs through data revolution and harmonising policy interventions and continuity to capitalise on sector synergies. There is further a need for technical and financial support towards the increased understanding for Malawi of the concept of balancing the three dimensions of sustainable development and their integration into national plans, including at sector level. In ensuring that the three dimensions are integrated into the national development strategy, economic sectors were identified, social inclusion and environment and climate change management was deliberately mainstreamed into the MGDS III framework. It is expected therefore effective implementation will mean social inclusion and assurance of sustainable development.

4.0 Methodology and Process for Preparation of the Review.

4.1 Scope of the Review

The Malawi Government's VNR report covers all the 17 Sustainable Development Goals (SDGs). Seven SDGs (3, 4, 5, 6, 11, 13 and 16) were selected for special focus and in-depth analyses to showcase efforts Malawi is making in implementing the Agenda 2030. The review is structured along the Malawi Growth and Development Strategy III priority pillars that fully integrates the SDGs, these include: (i) Agriculture, Water Development and Climate Change Management; (ii) Education and Skills Development; (iii) Energy, Industry and Tourism Development; (iv) Transport and ICT Infrastructure; and (v) Health and Population. The report also covers cross-cutting issues such as gender; environment; climate change; and governance including the principle of leaving no one behind; SDGs means of implementation and monitoring and data.

4.2 Methodology and Process

Following the announcement of the decision by Economic and Social Council (ECOSOC) of the United Nations approving the Government of Malawi to present on the Voluntary National Review (VNR) of the SDGs implementation at the High-Level Political Forum (HLPF) in July 2020, the Government established two coordination and governance structures to oversee VNR preparations. These include the National Steering Committee (NSC) and the Core Technical Committee (CTC).

The Minister of Finance, Economic Planning and Development and the Minister of Foreign Affairs and International Cooperation were designated as the core-chairs of an inclusive National Steering Committee composed of key Government Ministries, Departments and Agencies; the UN; development partners, international financial institutions; and civil society organizations. The Director General of the National Planning Commission was designated as the secretary of the Steering Committee. The NSC was mandated with the responsibility to oversee and guide the VNR preparation process to ensure adherence to the Secretary General's guidelines.

The Core Technical Committee (CTC) was also formed to lead the VNR preparations from the development of questions and data collection tools, organizing consultations to the production of high-quality VNR products. Co-chaired by representatives of the Ministries of Finance and Foreign Affairs, the CTC is composed of Directors of Planning from all key Government ministries; representatives of academia, CSOs, UN, and experts from other development partners. The CTC was assigned to perform all secretariat, operational, and logistical support to all other VNR structures.

In addition to the two newly created VNR structures, Malawi decided to use the existing structure of Sector Working Groups that are already involved in SDG implementation and monitoring. The Sector Working Groups (SWGs), co-chaired by respective Government ministries and development partners, played a pivotal role in providing and contributing

relevant and sufficient inputs to the VNR report preparation. This helped to expedite the VNR preparation process.

The official launch and stakeholder briefing on the VNR process was held on the 27th of November 2019. This helped to inform and create awareness among government and non-government stakeholders; and outline expected contributions from key stakeholders to ensure success of the VNR process.

A series of preparatory CTC meetings were convened leading to agreement on key guiding questions, data and evidence sources, and target groups for consultations as well as data collection tools. To expedite the VNR preparation process, the CTC organized a VNR report drafting retreat involving some members of the CTC. The retreat helped to develop the first draft report that was used to identify information gaps that were filled using other data collection methods such as consultations and the focus group discussions.

The SDG progress report produced by the Government in 2018 was used to update progress on each target and indicators using new data sources that were identified. The National Statistical Office (NSO), in collaboration with the Ministry of Finance, Economic Planning and Development, coordinated this process to ensure up-dated information is used in the review. The Sector Working Groups were used to update sector information; and NPC were working in close collaboration with statistics focal points in various lead ministries.

The Technical Committee was held to agree on a data collection tool and stakeholder engagement plan so that the right information was collected from relevant people. The validation meeting which was planned to take place did not due to the restriction of meeting many people at once to contain the COVID pandemic. However virtual consultations on specific areas were conducted to ensure that information presented is correct. The National Planning Commission took a lead in the analytical work of the entire review.

4.3 Data Collection

All CTC members were requested to compile key information sources that could be used for the VNR report. Key documents that were gathered include the MGDS III and sectoral policies and plans; 2018 Population and Housing Census; the Integrated Household Survey 4; Traditional Practices Survey; 2015 MDG end-line survey; 2018 SDG progress report; National Child Poverty Report; SDGs National Audit; Multidimensional Poverty Report; Equity Analyses; Research and evaluation reports; and several others. An extensive desk review was done as part of the VNR drafting process.

The information gaps identified following the VNR drafting retreat would be addressed through stakeholder engagement, consultation and workshops. In addition, online surveys, key-informant interviews, evaluative workshops, photos, case studies and human-interest stories were also used to close information gaps. As much as possible, disaggregated data was

collected and validated through a series of key stakeholder workshops and eventually cleared by respective Principal Secretaries.

A face-to-face National Validation Workshop of the final draft was postponed but took a virtual engagement with stakeholders to ensure that all the information collected is a true reflection of the status of SDG implementation in Malawi. The Report was thereafter submitted to the office of the president and cabinet for final approval before finalisation and submission to the UNDESA.

5.0 National Stakeholder Consultation and Engagement

One of the key stages of the VNR was stakeholder consultation and engagement. In Malawi, this process was significantly affected by the COVID-19 pandemic since the Government had put in place movement restrictions and public gatherings. However, before these preventive health measures against the spread of coronavirus were effected, some face-to-face stakeholder engagements were undertaken. Thereafter, mostly virtual meetings were conducted with various stakeholders. Some of the major groups that were consulted and engaged were the youth and representatives of persons with disability and albinism.

5.1 Consultation with the Youths

Based on the consultation that were carried out among the youth during the review, key issues came out both in terms of progress and challenges in various sectors which are of interest among the youth. The consultations were carried out across various district councils through evaluative meetings with the youth, District Executive Committee and key informant interviews. These findings form important observations that make



recommendations on accelerating the implementation of the SDGs in Malawi. The following are some of the main messages that came from the engagements on specific indicators:

SDG 1: End poverty in all its forms


- There is a need for participatory and inclusive efforts by the government and the society that can help tackle high youth unemployment and enforce poverty eradication measures. Government's safety nets have cushioned the vulnerable and marginalized populations to an extent; however, the youth remain in dire straits and require more involvement and deliberate support.

SDG 3: Good health and well-being

- The majority of people are ill-informed about their rights to access quality and affordable healthcare. It was clear that there is a need for the government to critically focus and channel more resources towards health reform areas including cultivating medical expertise, procurement of medicines, improving minimum quality standards, regulation, increased national budget towards the health sector and partnerships with the private sectors. We should not forget the concept of Primary Health Care under good health because its crucial and cost effective and highlights health promotion and preventive health.

SDG 4: Provide equitable and inclusive quality education and life-long learning opportunities for all

- For the majority of Malawi's population, primary education is the highest level of schooling attended or completed with a secondary school net enrolment rate of only 14.3 percent and a dropout rate of 10 per cent annually. The introduction of Free Primary Education in Malawi has increased school enrolment but has also resulted in major challenges leading to a decline in quality of education due to factors such as inadequate infrastructure, poor hygiene and shortage of teachers. The challenges highlighted as persistent in the communities included long distances to schools, lacking disability friendly facilities and learning materials for children with special needs, and shortage of school blocks. An additional challenge is that only primary school education in Malawi is free, every student that qualifies for secondary education has to source financing for their enrolment and the majority of parents/guardians in the community cannot afford it. This is evidenced by the increasing numbers of out-of-school-youths.
- Investing social and economic resources in education is crucial to allow Malawi to harness the benefits of the demographic dividend and allow for an acceleration of economic growth and sustained higher standards of living. As Malawi goes through a review of the SDGs, there is a strong call for quality of education to be a feature in the discourse so that children and youths are able to deal with the social, cultural, economic and political challenges they encounter every day in line with access to education.



SDG 5: Achieve Gender Equality and Women Empowerment

- Malawi scored 0.614 on the Gender Inequality Index (*Human Development Report, 2016*) globally. The low score is mainly attributed to negative social norms and discriminatory practices, resulting in low levels of representation in politics and the economy with 93 percent of women in unpaid labour compared to 79 percent of men. Currently Malawi's parliament only has 19 percent of women holding the parliamentary seat and 30 percent included in the cabinet. The youth that were engaged indicated that the major challenge to women empowerment is the lack of opportunity or power for decision making due to cultural and traditional reasons. From a legal perspective, Malawi has made substantial progress in enhancing gender equality. Malawi's Constitution states that women enjoy the same rights as men, and Malawi is a signatory to regional and international protocols encouraging gender equality, such as the 2008

Southern African Development Community (SADC) Protocol on Gender and Development; and

- Women and girls are still treated unequally in most cases and most initiatives support the girl child leaving boys behind hence they have no idea on how to support women empowerment.

SDG 8: Promote sustained, inclusive and sustainable economic growth, full and productive employment and decent work for all

- Malawi has made strides in decent work for the youth by introducing the Jobs for Youth Programme, which includes internships for graduates and establishment of training colleges in all the districts. However the youth feel that since Malawi depends on agriculture, the Government should promote industrialization of agriculture, ensure that youth have access to land for commercial farming and facilitate linkages to both local and international markets for youth and women farmers.

SDG 11: Make cities and human settlements inclusive, safe resilient and sustainable

- The youth are not able to afford decent and safe housing, leaving most of them to live with their families or houses which are not very safe. The Government could consider a programme where it constructs decent affordable housing for low-income youth by engaging the Malawi Housing Corporation.
- It is also observed that there is a lack of persons and particularly youth with disabilities convenient public transport. This hinders the youth with disabilities to travel far and in case of visiting a health facility, or going to look for employment, it becomes difficult for them especially those using wheelchairs.

5.2 Consultation with the Minority Groups

A consultation with the Lesbian, Gay, Bisexual, Transgender and Intersexual (LGBTI) was conducted by Centre for the Development of People (CEDEP). It was observed that the LGBTI community is facing various challenges which are shaped by laws, policies and practices which are informed from the background of social, religious and cultural norms. Consensual same sex relationships between two adults were not only criminalised but also highly stigmatised, resulting in LGBTI persons being forced to remain underground. The situation has created various challenges that include obstacles to progress to targets in SDG 3 on access to health services including sexual reproductive health by the LGBTI community. Limited data on the LGBTI community makes it difficult to develop programmes to support this section of the population and make assessment whether progress has been made and what gaps are still there to be filled.

Despite the setbacks some progress has been registered aided by interventions from the civil society organisations and some development partners. Community based drop-in centres offer a parallel distribution channel to the public sector supply chain system, hence minimising barriers to access services, especially for those who could be stigmatised or face discrimination at public health facilities. Networks of peer educators are used to reach out to those who need the services.

Government and non-state actors collaborated in developing a Human Rights Action Plan that is currently at the stage of approval. The Action Plan clearly sets up timelines for milestones like reviewing the laws on same sex relationships as well as support for LGBTI health care services. The following are some of the recommendations in the Human Rights Action Plan:

- Increase access to and availability of quality health services, including quality treatment, capacity building for health service providers to the LGBTI community;
- Improve collection of disaggregated data with high level of confidentiality to ensure that reporting is informative;
- Repeal all laws that criminalise consensual same sex relationships and develop comprehensive laws that prohibit discrimination including on the grounds of sexual orientation.

5.3 Consultation with Volunteer Organisations in SDG Implementation

Volunteering for development is a ‘powerful and cross-cutting means of implementation for the Sustainable Development Goals (SDGs)² in Malawi, and it is important that the Government is working closely with volunteer groups to implement the goals as they provide institutional and financial capacities to programme implementation and monitoring . Volunteering is a universal phenomenon, but it does not occur at uniform rates, nor is it uniformly effective. There is a need therefore to recognise and support towards volunteerism to make it strong and effective. National and local governments, the UN system, the private sector, civil society, volunteer groups, and volunteers themselves have a role to play in creating and sustaining an enabling environment for volunteering.

- To achieve the SDGs targets, Malawi needs to invest in strategies that recognise and harness all its resources that are manifest in natural and human capacities. There is evidence that when properly appropriated, volunteerism is an effective and efficient means for enhancing capacity utilization at different levels of the community. Furthermore, Sustainable Development Goals and Agenda 2030 has highlighted (UN Resolution A/RES/70/1) that volunteerism is an important component of any strategy that is aimed at poverty reduction and sustainable development for addressing social exclusion and discrimination.
- A recent study by the Government of Malawi shows that more than five thousand young people including graduates from universities and institutions of higher learning are released every year to the job market to compete for the limited formal jobs available per year. Unemployment continues to persist. Youth labour force alone constitutes 23 % of the total labour force with the total youth annual labour force growth rate of 4%; the youth cohort is therefore a resource in development waiting to be tapped. As a strategy, Volunteerism can provide young people (in their various categories) with the opportunity to engage and gain employability skills through graduate internship and volunteering schemes among other opportunities.

² General Synthesis report on the Post-2015 agenda, (2014), available at: <http://www.un.org/en/development/desa/publications/files/2015/01/SynthesisReportENG.pdf> 3.

- With the potential that volunteerism has towards Malawi's attainment of SDGs, Africa Agenda 2063 and MGDS III as well as the already existing remarkable work by government (through the internship programme) and international volunteer organisations such as VSO, Habitat international, UNV, Corps Africa, WUSK and UNV, government needs to create a monitoring and evaluation framework to track the contributions of volunteerism to national development. Consequently, the contributions of volunteerism have not been accounted for.
- Malawi government has made progress to develop a fully-fledged policy and legal framework by currently embarking first on the development of a National Volunteer Framework. The government of Malawi through the Ministry responsible for labour is currently in the final stages of completing the development of the National Volunteer Framework which seeks to create an environment in which all segments of the population including the diaspora, youths can find space to volunteer their time and services and contribute towards the national and global development vision.
- Volunteers are embedded in communities, volunteers often get to places that others cannot, forging links with local communities, and can form a bridge between formal and informal provision of public services. Volunteers are instrumental in building a strong civil society that is active in implementing the SDGs. As such, their work is a valuable contribution to achieving the Sustainable Development Goals.

5.4 Consultation with Persons with Disabilities

Considering the importance of the principle of inclusiveness in the SDG implementation process, persons with disabilities in Malawi were consulted to affirm their knowledge and level of participation in the SDG process in Malawi. Several institutions responsible for persons with disabilities were invited to a zoom meeting. Some of the institutions that were represented included Malawi Council of the Hand-capped (MACOHA), Malawi Union for the Blind, Sight Savers, and Federations of disability in Malawi (FEDOMA). The following were some of the key issues that came out during the discussion:

- Most of the persons with disabilities are aware of the SDGs and its implementation in many sectors, including health, education, gender, nutrition and agriculture. However the knowledge is high at the national level compared to the district level;
- Inadequate capacity in some disability institutions to carry out awareness campaigns and proper communication due to limited human and financial resource;
- Some sectors have been left behind in inclusion processes; for example in education children with visual impairments are not provided with sufficient and appropriate requirements such as learning materials. The general perception is that education policy does not favour children with disability at all levels starting from ECD, primary and secondary school;
- There is no deliberate effort from duty bearers to improve employment among the persons with disability such that PWD are very unlikely to find employment in their various expertise and capacities;

- Social support programmes do not favour persons with disability since they are the most vulnerable and usually among the category of ultra-poor in Malawi. It is therefore recommended that the persons with disabilities are provided due attention to access the social support services;
- Justice processes on crimes committed by or to persons with disabilities are not effectively concluded to deter the would be offender and as a result that has compromised the work towards promotion of PWD human rights;
- There is more knowledge of development policies at national level and there is limited knowledge district and community level. This possibly due to availability and accessibility of many mediums of communication;
- The crafting of national disability mainstreaming strategy has supported mainstream disability interventions in many policies and programmes however financial support towards the implementation of these activities is limited;
- The disability forums have been imbedded into the district planning processes but they haven't cascaded down to the communities; it is then required that the implementation arrangement are also built at community levels;
- Duty bearers should be accountable and pay attention to different needs of the person with disability especially children that are still in school to avoid putting them at a disadvantage when they grow up;
- There is a need to avail entrepreneurship and other expert skills for persons with disabilities so that they can ably earn their living through self-employment;
- There is a need to increase access to sexual and reproductive health education and services to women and girls with disabilities to protect them from sexual gender-based violence and abuse;
- It is critical for the government to pay attention to PWD friendly infrastructure and transportation services for easy access to services and opportunities;
- In order to attain the principle of leaving no one behind there is a need to improve policies in social support, education, health, infrastructure, transportation and labour so that they are inclusive and favourable to PWDs; and
- There is a need to increase and improve dissemination of relevant information to persons with disabilities putting their needs into context.

Way forward

- Employment act and other related legislation should be reviewed so that it is inclusive; and this will provide room for possible employment for persons with disability in institutional programming when engaging services of various people;
- There is a need of coordinated engagement on the children with disability so that they are supported right from young age so that they don't feel discriminated;
- Social support programmes should be inclusive and should deliberately include PWD ; and in times of humanitarian action PWD should be given priority and provide them with security due to their obvious level of vulnerability;

- There is need to improve communication SDG progress and implementation process at all levels so that information is provided to relevant people at that right time;
- Government and development partners should increase on funding toward all activities that support the welfare of PWD;
- There should be a deliberate effort to improve the justice system to take care of the needs of the PWD across various levels;
- Promotion of recreation and sporting activities for persons with disabilities for purposes of being inclusive;
- There should be a special effort to train more teachers to handle and teach special needs children in schools; and
- The National Planning Commission (NPC) should ensure that issues to do with PWD are taken seriously and mainstreamed into national development plans, policies and strategies.
- Government will continue to put in place PWD friendly infrastructure for participatory and inclusive development in Malawi.

6.0 Policy and Enabling Environment

The successful implementation of the sustainable development goals largely depend on readjustment of national processes to ensure that the principles being offered are utilized and desired outcomes are attained. The Government of Malawi facilitated the integration of SDG into its development planning processes, implementation modalities and monitoring systems. The intention was to provide a context within which the national programming will respond to the needs and requirement for the SDG realization. The awareness and policy alignment were the initial stages of creating an environment that would jump start the process of SDG implementation ascertain ownership of the global agenda 2030 and SDGs at national level.

6.1 Creating Ownership of the Sustainable Development Goals

At the end of Millennium Development Goals (MDGs), Malawi was privileged to be one of the countries which conducted post 2015 survey to ascertain what people expect to be done in the next 15 years. Using the post 2015 survey report (2015), Malawi effectively contributed to the determination of the global 17 Sustainable Development Goals (SDGs). Upon commencement of the implementation of the SDGs, the government led the facilitation of national domestication process which started with various public awareness and sensitisation workshops, training programmes, institutional capacity building, integration into the tertiary curriculum and decision making processes. The domestication process of the SDGs was anchored through the MGDS III which is the current national medium-term strategy. MGDS III is an overarching national strategy which provides guidance on the areas that must receive attention in all national development programming at both local and national levels. This demanded that all the national policies and programmes are aligned to the strategy for concerted efforts in the achievement of the agreed national development goals. The process of developing the MGDS III considered all the international commitments that Malawi made which include the SDGs, African Union Agenda 2063, SADC RISDP, and other regional

treaties. The government advocated for alignment of the SDG to all sector and institutional programming. This guaranteed that all development intervention from the cooperating partners are well aligned towards the SDG timely tracking and reporting of all the agreed indicators.

6.1.1 Translation of the SDGs into local languages

With the intention to make the SDGs known to the general public, Ministries of Finance, Economic Planning and Development, and Information and Communication Technology, with support from the United Nations and the European Union through the Development Effectiveness and Accountability Programme (DEAP) translated the MGDS III and the SDGs into three Malawian local languages: Chichewa, Yao, and Tumbuka. The copies were distributed to the local councils and the Area and Village Development Committees (VDCs and ADCs) for their use and participation in the process. In so doing, the local communities, especially those that do not understand English language, were able to understand better the goals and therefore are better positioned to contribute meaningfully to the achievement of the goals. It is expected that the awareness to the general public will be instrumental as they take charge of the development interventions and be able to participate in the community monitoring of the same.

6.1.2 Localization of SDGs

The Government of Malawi designed and adopted the Integrated Rural Development Strategy (IRDS) with the purpose of not only having a harmonized approach in implementation of rural development initiatives, but also as a platform for empowering the rural people to exploit socio-economic opportunities and tackle challenges for securing their livelihood. In order to enhance alignment to the MGDS III, Program Framework for Integrated Rural Development and Decentralization was developed to promote ownership through Devolution.

6.1.3 The Parliamentary Engagement

The principle of 'leaving no one behind' is at the heart of the 2030 agenda in Malawi so that all people benefit from sustainable development and the full realization of human rights, without discrimination. All the members of parliament enhance this principle by acting as an interface between the people in their constituencies and state institutions, through amplifying the voice of the people of Malawi to promote and adopt people-centred development programmes, policies and legislation. The members of parliament further assisted in popularising the SDGs in the rural areas so that SDGs have a local face for easy implementation at national level. The national assembly in general and the members of parliament in particular have been at the centre of promoting transparency in the SDGs implementation processes. They have advocated for effective implementation and constant tracking of the progress so as to be addressing the challenges being faced in the course of implementing various activities.

6.1.4 Participation of CSOs in SDGs Implementation

Before the adoption of SDGs by all United Nations Member States, several consultations in Malawi were made in nine districts from all the regions in order to solicit views of the people from all sectors. Civil Society Organizations, Academia, Faith based community, Private sector organisations, Media, Business Community, the youth and individuals were also consulted to

ensure that everyone feels entitled to own and sustain the Sustainable Development Goals. Government provided a window for the general public to participate in the consultations on how various activities across sector can be implemented. Further, the Civil Society Taskforce ran a series of campaigns in 2015 that targeted the UN General Assembly, Financing for Development conference and Climate Change meeting, among others. This was meant to drum up support for SDGs as a new commitment from duty bearers.

After the adoption of the SDGs, the Taskforce has convened various meetings with Government of Malawi officials, specifically the Ministry of Finance, Economic Planning and Development and the National Planning Commission; and produced a compatibility report between the MGDS III and SDGs. Among others, the Taskforce has called for a multi-sectoral collaboration within Government to coordinate implementation of SDGs, improved data systems and prudence in the allocation and utilisation of public resources.

CSOs have played an important role in identifying links between the economic, social and environmental dimensions of sustainable development so that all players can act in a coordinated manner. CSOs have been creating awareness about all SDGs and how they are interlinked to enable ordinary people to articulate what they really need from government and other players. They have also been advocating for policies and legal frameworks that would ensure that all 17 SDGs are achieved. In addition, they have been able to organize the youth, women and men into structures that would enable them to speak with one voice and also to act with one voice regarding issues relating to SDGs.

In the process of domesticating as well as localizing Sustainable Development Goals, Council for Non-Governmental Organisations (CONGOMA) took a further step by organizing Malawi National Civil Society Task Force on Sustainable Development Goals. The aim was to bring together NGOs and other interested parties to look at how government as well as other development stakeholders are localizing global frameworks and regional frameworks; and how Civil Society Organisations can contribute towards the success of relevant development strategies

The National Civil Society Taskforce on Millennium Development Goals (MDGs) was formed in February 2006. Following expiry of MDGs in 2015 and adoption of SDGs in the same year, the Taskforce rebranded to National Civil Society Taskforce on SDGs. The purpose of the Taskforce is to coordinate SDG activities carried out by Civil Society Organisations (CSOs) in Malawi and influence policy decisions on the same. Largely composed of sector / thematic networks, the Taskforce consists of 26 members which seeks to ensure that activities and policies on specific SDGs are properly designed, monitored and implemented to benefit all vulnerable groups. The Taskforce supports sector networks in coordinating activities on SDGs; develops a CSO implementation plan of activities on SDGs; produces and disseminates CSO counterpart or independent reports on progress on achievements of SDGs in Malawi; raises awareness on SDGs; and advocates and lobbies for SDGs implementation across various development players.

The Taskforce coordinates a membership consisting 530 members working in all the twenty eight (28) districts of Malawi and implementing programmes in various sectors of development. The members include NGOs, faith based organisations, trade unions, community based organisations, youth organisations, disability groups, development partners (ex-officio member) and international organisations (ex-officio members) etc. Together, they contribute to the achievement of SDGs through research, direct delivery of services, offering opinions through advocacy, and empowering citizens to demand accountability from duty bearers.

6.2 Incorporation of the Sustainable Development Goals in National Policies and Frameworks

Malawi has developed various policies, laws and strategies to help achieving the Sustainable Development Goals. The Malawi Growth and Development Strategy (MGDS III) is one of the strategies which were developed to respond to the global commitments. The MGDS III was developed through national consultations and reviews that a reduced list of priorities was generated which was subjected to a mapping process to Sustainable Development Goals (SDGs) in order to arrive at the key priority areas. The process of coming up with the strategy was similar to that of the SDGs as consultations helped to understand why previous strategies (MDGs and MGDS I & II) were not fully implemented. The consultations were unequivocal about the urgency of climate change and issues of the environment which are cross cutting and fall under the Goals 13 and environment has at least one target in all the 17 Goals of the Sustainable Development Goals. The MGDS III was developed through participatory approach as people's agenda and has a well-articulated implementation plan to ending poverty which is inclusive and irreversible.

After the MGDS III, Government of Malawi in consultation with different stakeholders including CSOs came up with different frameworks that intend to see Malawi make strides to achieve Sustainable Development Goals. In 2017 Government developed National Disaster Recovery Framework to coordinate the multi-stakeholder efforts and strengthen resilience of venerable population. In the same year 2016, Government came up with National Climate Change Management policy with the goal to create an enabling policy and legal framework for a pragmatic, coordinated and harmonised approach to climate change management.

The policy provides strategic direction for Malawi's priorities for climate change interventions and outlines an institutional framework for the application of adaptation, mitigation, technology transfer and capacity building measures. In 2018, Government also came up with the National Resilience Strategy in order to guide the strategic decision-making at National and District level and coordinate and prioritise multi-stakeholder interventions cross-sectoral and geos partially guide government. The National Resilience Strategy will run up to 2030. These frameworks are aligned to the 17 Goals and were developed to making sure that Malawi remains on track to achieve the SDGs.

To operationalize the Malawi Growth and Development Strategy III, the Government of Malawi developed and is currently implementing various sector strategic policies and plans which integrate the respective sustainable development goal targets. These polices have

provided an inclusive platform for various categories of people, including those disadvantaged, to achieve sustainable development. Some of the policies include: The Malawi National Social Support Programme II (MNSSP II, 2018-2023); The National Multi-Sector Nutrition Policy and Strategic Plan (2018–2022); The Malawi Health Sector Strategic Plan (HSSP II, 2017-2022); The Malawi Education Sector Improvement Project (MESIP, 2016-2020); The National Gender Policy (2015); National Water Policy (2005); The National Sanitation Policy (2008); National Sanitation and Hygiene Strategy (2018-24); National Environmental Health Policy (2018); The National Children’s Policy (2019); The National Climate Change Management Policy (NCCMP 2016); Youth Well-being Policy Review of Malawi (2018); National Agriculture Policy (2016); and various other sector policy instruments.

6.3 Disaster Risk Reduction Mechanisms in SDG implementation processes

Malawi is committed to implement the Sendai Framework for Disaster Risk Reduction 2015-2030 as it strives to achieve various SDGs. This follows on the political declaration of the 2019 High-level Political Forum on Sustainable Development (HLPF) “Gearing up for a decade of action and delivery for sustainable development”. The Framework guides the multi-hazard management of disaster risk in development at all levels, thus national, subnational, as well as within and across all sectors, to fulfil the vision and goals of the 2030 Agenda. Since Malawi is suffering the impacts of disasters both from climate change as well another natural causes, the commitment goes beyond the 2030 agenda as it is clear that resilience building is paramount importance if the development gains being achieved in all the national efforts should be sustained. There is now heightened need to have well organised information management systems so that disaster risk management have disaggregated data for the Sendai Framework Monitor, and future deliberation and outcomes of in SDG implementation processes.

Disaster risk reduction is an integral part of sustainable development for the national and global economy. Malawi is therefore making sure that through various mechanisms including the Sendai framework, Resilience strategy and disaster management policy we are able to prepare, management and be able to recover from all, the impacts of disasters that before the country at various levels. It is therefore imperative that national development is risk-informed to reduce losses and enhance resilience. This will be done through the implementation of various strategies put in place including the National Disaster Policy, National Resilience strategy and Sendai framework implementation plan at national and district level. Disaster Management Information system is being developed to incorporate and apply relevant in-country data on disasters and disaster risk. The information management system is developed in line with the Sendai Framework Monitor, targets and indicators as well as the 17 SDGs targets.

The Malawi government has made a significant progress in the integration of DRR into policies, strategies and the 2030 Agenda.

- The Malawi Government has developed the Malawi Growth and Development Strategy III (MGDSIII) has taken on board the overarching strategic framework of DRM policy, and makes it imperative that DRR is addressed through multi-stakeholder approach; instead, it is the responsibility of every organization at to follow a multi-sectoral engagement.

- The Malawi Government has established DRM and Social Support Sector Working Groups (SWGs) as a mechanism for implementing disaster risk management activities. The SWGs provides a forum for negotiation, policy dialogue and agreement of DRM and social support plans and undertakings among government, private sector, civil society organizations, development partners, and academia and research institutions at sector level.
- The Malawi Government has developed the National Resilience Strategy a strategy that, over the next thirteen years (2018-2030), will guide the design and implementation of national resilience programmes aimed at breaking the cycle of food and nutrition insecurity and chronic vulnerability to climate change and disasters. The overall objective of the NRS is to break the cycle of food and nutrition insecurity in Malawi by bridging development and humanitarian interventions and prioritizing a continuum of more predictable livelihood support ‘packages’ that target vulnerable households.
- As part of mainstreaming DRM into urban development agenda, the Malawi government developed DRM plans for its three major cities (Lilongwe, Mzuzu and Zomba) to guide the city councils on how to respond to disasters and mitigate their impacts. The plans have been developed while recognising that the cities experience several types of disasters which have caused damage to property and infrastructures and in some cases have led to loss of human lives.
- The Malawi Government is in the process of developing Operational Guidelines for Disaster Risk Management which present an unprecedented opportunity for Malawi to improve and safeguard the quality of life of its people through sustainably reducing disaster losses in life, livelihood sand in socio-economic and environmental assets. The guidelines support implementation of the National Disaster Risk Management Policy, 2015 and should be considered as part of Malawi government’s policy framework on disaster risk management.

It is expected that when these policy and strategic plans are implemented the national development will be resilient and preparedness to withstand natural disasters will be high. Since the management of disasters is a multispectral issue all institution will expected that they play their role to disaster management.

6.4 Integration of the Three Dimensions

The United Nations General Assembly adopted the 2030 Agenda for Sustainable Development and 17 Sustainable Development Goals (SDGs) as a universal and transformative development strategy. The global community is bound by the Agenda into ‘achieving sustainable development in its three dimensions – economic, social, and environmental – in a balanced integrated manner.’ A lesson from the MDGs was that individual UN agencies took charge of individual targets and implemented them with limited regard for other (particularly environmental) targets. A significant policy innovation with the SDGs was the creation of the UN’s High-Level Political Forum (HLPF), which meets annually at the ministerial level, and every fourth year at the heads of state level. The HLPF is tasked with ensuring the integration

of the three dimensions of sustainable development in a holistic and cross-sectoral manner at all levels.

At national level, implementation and achievement of the SDGs relies on alignment and integration between national targets, strategies, and plans for implementation, as well as with national and local delivery programs. This level is thus critical to producing true policy coherence and linkages across sectors. Policy instruments, such as national sustainable development strategies, national development plans, and green economy plans, work to link across sectors and actors. Malawi has made positive strides towards achieving integration the three dimensions into the MGDS III and the private sector has also been integrating it into their business models. The MGDS III adopts a balanced growth approach through systems thinking approach of the SDGs; that is to end poverty, protect the planet and ensure peace and prosperity for all. Involving and coordinating the government department as well as key stakeholders that are relevant has enabled the SDG process to have an integrated perspective helping to red flag potential trade-offs. In project management for example and environmental impact analyses take place to ensure that all these three dimensions are taken on board to determine the viability of the project (Malawi Government Project Manual, 2016). In the National Budget system it is imperative that every institution has an environmental allocation, gender consideration in what is known as gender responsive budget

There exist multi-stakeholder partnerships between CSOs, CONGOMA, Development Partners, and Government with the aim of ensuring that the Sustainable Goals are achieved through the three dimensions. The United Nations Development Assistance Framework – MALAWI 2019 to 2023 guides the UN Agency programmes to ensure UN-wide coherence, and represents a strong collaborative link with the Government of Malawi's development aims articulated in the MGDS III.

6.5 The Principle of 'leaving no one behind'

Government of Malawi, cooperating partners and the CSOs in Malawi are aware of the need to leave no one behind in the implementation of SDGs, starting with the furthest behind. Women, the youth, the elderly, persons leaving with disabilities and vulnerable children are at the heart of the Government of Malawi and more strides have been made to ensure they participate fully in the implementation of SDGs and the National agenda. Their inclusion in the implementation of SDGs is crucial for sustainable future and it is proven that empowering the furthest behind helps economic growth and development. Malawi's commitment towards ensuring participation of the aforementioned groups is evidenced by various laws, policies and guidelines. Existence of the Disability Act, National Youth Policy, Gender Equality Act, National Gender Policy and The Prevention of Domestic Violence Act, among others allude to the necessity of including everyone in the implementation of SDGs.

Government of Malawi will ensure it implements these instruments in line with regional and global instruments. There is evidence that implementation of these laws, policies and guidelines are working. Although not to the expected levels, women are now able to acquire high level positions in the Government, Non State Actors, Private Sector and those in business

sector have access to financial services which has made more women engage in businesses and make them live independently while mitigating domestic violence. Consideration of women into the decision making positions has changed the status quo of Malawian women as the policy demands and their decisions are taken on board. The same applies to laws governing the other vulnerable sectors implying engagement space has been provided for their protection and involvement in decisions that affect their lives.

6.5.1 Spotlight Initiative

Despite advances in gender equality over the last decade, Malawi ranks 145/188 on the Gender Inequality Index (GII), reflecting high levels of inequality in reproductive health, women's empowerment, and economic activity. Additionally, violence against women and girls (VAWG) and harmful practices (HP) remain widespread and pose a serious obstacle to the achievement of gender equality. Gender equality remains key to the country's national development goals and intensified interventions are required to achieve it.

The Spotlight Initiative (SI) was launched jointly by the EU and the UN as an SDG model fund and flagship programme of SDG 5 on gender equality. In Malawi, the programme aims to accelerate efforts towards the elimination of VAWG, including Sexual and Gender Based Violence (SGBV) and HPs by addressing their root causes and fostering a favourable environment for the protection of women and girls. The programme further emphasizes linkages to Sexual and Reproductive Health and Rights (SRHR) and prioritises marginalized and vulnerable populations at community level, in line with the principles of Leaving No One Behind (LNOB).

The Initiative has attained several results since its inaugural year of implementation in 2019, primarily in contribution towards SDG 5, though also towards SDGs 3, 4, and 16. The initiative further achieved important progress on the commitment to leave no one behind (LNOB), and reach those furthest behind first.

Under target 3.3, the SI has facilitated contributions by the GoM towards the end of the AIDS epidemic, as well as other Sexually Transmitted Infections (STIs) through interventions focused on eliminating VAWG. According to UNAIDS, women who have experienced GBV are up to three times more likely to be infected with HIV than those who have not¹. In areas with a high prevalence of HIV, intimate partner violence has been found to increase the risk of women acquiring HIV by 50%². The elimination of VAWG is therefore key in ensuring the protection of SRHR and preventing HIV and STI transmissions.

The Spotlight Initiative is working on improvements in the architecture for gender equality and violence prevention, mitigation and response legal and policy framework in the country. The Initiative also aims at operationalizing the existing legal and policy framework on VAWG and

harmful cultural practices that Malawi has on paper and is yet to be fully implemented.³ The Initiative is therefore supporting the review of 5 specific laws and 2 policies which include:

- The Prevention of Domestic Violence Act
- The Marriage Divorce and Family Relations Act
- The Child Care, Protection and Justice Act
- The Gender Equality Act
- The Penal Code
- The SRHR Policy and The Child Policy

The Initiative is targeting traditional and religious leaders and District Social Mobilization Committee members orienting them to champion GBV prevention awareness campaigns at school and community levels. This is aimed at transforming negative social norms that perpetrate VAWG. To ensure availability, analysis and use of quality, disaggregated and globally comparable data on different forms of VAWG, the Initiative has embarked on a process of establishing a data observatory hub. This Hub aims at enhancing sustainable monitoring of trends and patterns of VAWG, SGBV/HP, and SRHR for evidence-based planning and decision making

Through the Spotlight Initiative, girls and women at risk of violence have been able to access quality, integrated essential services that include SRH and psychosocial support in line with international standards and guidelines. The programme is also strengthening the provision of essential services package and on awareness raising to create demand for women and girls so that they are informed and empowered to exercise their rights. Furthermore, service providers' capacity is being built to deliver the essential services package. Women and girls who experience violence and HP are increasing the use of the services and recover from violence.

With the support of the SI, the Young Feminists Network (YFN) was launched, which has already elevated the importance of feminism in Malawi and prioritised giving voice to marginalized populations, per the principle of LNOB. The YFN will be expanded throughout the country and will continue to focus on the engagement of marginalised groups. SGBV and HP related data collection will also seek to include key data points related to those who are typically left behind. This information will provide a robust foundation for advocacy and policy formulation on responding to SGBV and HPs perpetrated against marginalised groups.

6.5.2 Youth Engagement in SDG implementation and monitoring

The youth (aged 15-29) account for more than a quarter of Malawi's population, with even a greater proportion falling under the age of 15. Despite increments in school enrolment, a large share of the youth drops out early and does not acquire basic skills. There exist large disparities in educational attainment across youth groups based on differing socio-economic backgrounds.

³ Key examples of legal and policy frameworks in Malawi include the Prevention of Domestic Violence Act (2006, reviewed in 2015); the Child Care, Protection and Justice Act (2010); the Deceased Estates (Wills, Inheritance and Protection) Act (2011); the Gender Equality Act (2013); the Marriage, Divorce and Family Relations Act (2015); the Trafficking in Persons Act (2015); the Gender-based Violence National Response Plan (2016); the National Policy on Peace (2016); and the National Gender Policy.

The majority of young Malawians participate in the labour market and work, but most are engaged in low quality employment.

The National Youth Policy pursues to better the lives of the youth through employment, education, health, and youth participation in development activities. And so, the policy seeks to ensure that youth meaningfully participate in the social, economic and political life of the nation and contribute to economic growth and sustainable development. It also emphasizes the need to create more economic empowerment for the youth through promotion of entrepreneurship for self-employment and creation of more employment opportunities in both the formal and informal sectors.

6.5.3 Multidimensional Child Poverty Analysis

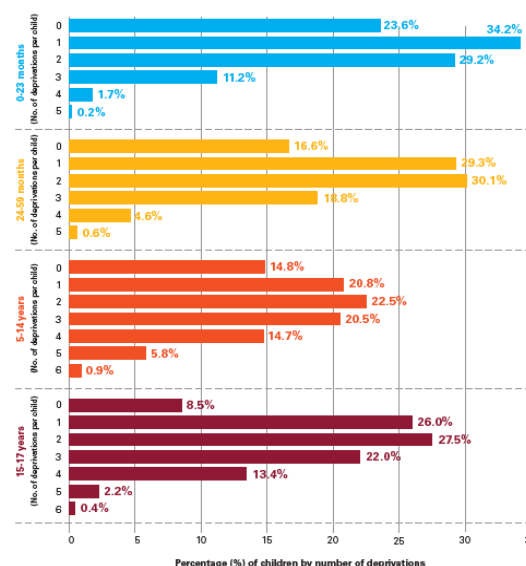
In 2018, the National Statistical Office and the Ministry of Finance’s Economic Planning and Development with support from UNICEF conducted the second multidimensional child poverty assessment in Malawi by looking at the overlap of deprivations that children experience in their life-time using data from the Fourth Integrated Household Survey (IHS4) of Malawi (2016/17). The analysis showed that for a multidimensional poverty threshold of 2 deprivations or more, 60.5% of children in Malawi aged 0-17 years are multi-dimensionally poor, a slight decline from 63% in 2011. The analysis further revealed that the number of children living in ultra-poverty is estimated at 24% in 2016/17, slightly higher than the national average (20.1%).

About 70% of the children who live in rural areas are multi-dimensionally poor as compared to 25% in the urban areas. In rural areas, nearly 50% of children are both monetarily and multi-dimensionally poor, compared to 13% in urban areas.

The findings are useful to inform the formulation of programmes to address multidimensional poverty (SDG 1) by targeting the poorest children who experience multiple deprivations simultaneously thereby helping to reduce inequalities (SDG 10).

One good example is the expansion of the social cash transfer nationwide as part of the implementation of the newly developed National Social Protection Programme (MNSSP II) in 2018. Malawi is also improving social protection targeting using a Unified Beneficiary Register, allowing an increase in the number of beneficiaries of the programme from 276,000 in 2018 to 294,000 in 2019, while the number of children in households receiving cash assistance increased from 431,700 to 622,323 during the same period. Towards making the

Figure 12 Percentage of children deprived by number of deprivations and age group



SCTP more shock-responsive, the MoGCDSW, successfully piloted the SCTP's vertical expansion to deliver hunger season support on top of regular cash transfers.

7.0 Institutional Mechanisms

The Malawi Government decided to employ the existing framework in implementing and reporting for the SDGs in national and local development plans to ensure coherent, harmonized and aligned national development efforts. The National Planning Commission (NPC) in close collaboration with the Ministry of Finance, Economic Planning and Development coordinates the implementation of the 2030 Agenda and the SDGs at the national level, as is the case with the long term and medium term national development plans. In order to make sure that the national development objectives are reflected at the subnational level the Ministry of Local Government and Rural Development collaborates with local councils to ensure that their development plans at the local level are aligned to the national plans accordingly. The National Planning Commission has ensured continued integration of the SDGs into the plans of Ministries, Department and agencies (MDAs); local councils and other non-states players including development partners to ensure that their country assistance strategies are in line with national development plans. It also ensures progress tracking and reporting on the goals from these institutions.

National development planning of the country, including integration of international, regional and development partner country assistance strategies, is coordinated by the National Planning Commission (NPC). The Commission works with the MDAs and the Sector Working Groups (SWGs), comprising government and non-state actors in order to ensure an inclusive development planning process that includes joint implementation and monitoring of progress. SWGs are instruments that have been established in order to organise, implement and report development initiatives for the entire sector co-chaired by a government ministry and a development partner working in the sector.

At the subnational level, local councils coordinate implementation of the SDGs. This process starts with the integration of the SDGs in the district/city development plans and socio-economic profiles. For purposes of inclusion at the decentralised levels, Area and Village Development Committees (ADCs and VDCs) are in place to bring the needs of the community to the council to feed into the district plans and from time to time participate in the monitoring of projects and programmes being undertaken in their areas through Community Monitoring and Evaluation (CME) systems. As a way of implementing National Decentralisation Policy, these structures have been instrumental in the implementation and progress reporting of the SDGs at local level. Although the current arrangement is working, the tracking of progress and reporting of various initiatives need to be strengthened so that a true reflection of the success of interventions is well captured.

The information from the communities is analysed and sent to district councils who further send to the national government as an input into the national report. For other sectors, coordination is done through the Sector Working Groups who submit their report to the

Department of Economic Planning within Ministry of Finance for consolidation and subsequently submitted to NPC.

National Statistics Office provides support towards SDGs Results Framework and the updating of data for all indicators that are being tracked in the SDGs monitoring process. It coordinates vital national surveys for measuring SDG progress and supports production of reports such as the annual SDG Progress Reports. Civil Society Organisations (CSOs), academia and the private sector have all been key actors in the process.

The Ministry of Foreign Affairs and International Cooperation has a major role in reporting SDG implementation as it plays a diplomatic role in facilitating collaboration with the UN agencies and other partners who are support the agenda 2030. It supports regular country progress reporting to the UN, and international and regional peer group learning, including south-south cooperation. Malawi's Permanent Mission to the UN has been particularly pivotal in enabling country engagement with the UN System on the SDGs and facilitating inclusion in the list of countries to undertake the VNR at the High Level political Forum (HLPF) in July 2020. In country, development partners such as World Bank, European Union, CSOs and other various partners have played a vital role in supporting the implementation and reporting of SDGs in Malawi.

Parliament and National Audit office also play a significant role in enforcing accountability during SDGs implementation at national and local level. The Parliamentary Committee on SDGs constantly engages with government to ensure that SDG implementation is effectively implemented and progress is being tracked consistently. National Audit Office (NAO) for example undertook a SDG Capacity Audit to ascertain if Malawi will be able to successfully implement the SDG with available capacity.

There is a Government-Donor Coordination Group which is a platform that among other things also periodically discusses at national level general development issues of the state, bringing together government institutions and donor agencies. It is co-chaired by government and a nominated development partner. Within the overall national development coordination structure, the National Planning Commission regularly provides the Office of the President updates on SDGs.

8.0 Structural issues

The implementation of the SDGs has been faced with several key structural issues one of which is poverty, as of 2018 poverty still stands at over 50% of the population, thus these people live below the poverty line. The Government and other stakeholders are making efforts towards empowering the population to increase their productivity and be able to contribute to the national economy. And those who are ultra-poor or incapacitated are being supported from various social support programmes which include social cash transfer, farm input subsidy programme, school meals programme, village savings and loans and public works programme. These facilities are given to various categories of people depending on their needs and

capabilities. For the specific interest groups, government has coordinated the formulation of relevant policies to ensure that deliberate efforts are put in place for their improved livelihoods. For example policies on gender, children, youth, and persons with disability

Secondly, uncertain macroeconomic stand which relates to continued low domestic revenue position, expenditure and debt management bottlenecks and building a capable and high performing public sector with requisite absorptive capacity. In view of this, various reforms in public financial management are being advocated backed by strong political will and performance enforcement within the government. The government has instituted various short-to medium-term revenue mobilization strategies aimed at modernizing, automating and increasing tax and non-tax revenue collection and administration; and restrictive expenditure management, instilling discipline in debt contracting by state-owned enterprises and management of contingency liabilities, among a range of reforms including prudent policy monitoring and management.

Thirdly, there is huge environmental degradation which has resulted into increased impacts of climate change. To a greater extent the degradation has worsened due to the ever increasing population do not have reliable sources of their livelihoods. As such the majority of the people depend on natural resources especially trees to provide them with incomes for food and other needs. The government has further come up with various sector policies and reforms, especially in the area of agriculture production, environmental and climate change management, industry and trade, energy generation and distribution, and water resources management. The intention of these policies is to improve public sector service delivery capacity and performance management, monitoring and evaluation of the public projection, advancing justice system and environmental protection.

Malawi continues to grapple with deeply rooted cultural and traditional practices that drive major child right violations, including child marriage. This negatively impacts on children's education usually resulting in school drop-outs, which affects future livelihood opportunities, especially for girls, as well as its negative impacts on the health (morbidity and mortality) of the girls as their bodies are not yet mature for reproduction. Sexual initiation ceremonies also expose girls to sexual abuse thereby increasing their risk to contracting STDs, including HIV, and unwanted teenage pregnancies.

The Government of Malawi, through the National Statistical Office and partners conducted the first ever first-ever national prevalence survey on traditional practices as important evidence to inform interventions to address cross-cutting / transversal / structural issues that impact on the implementation of child-related SDGs, especially violation girls' sexual and reproductive rights⁴. The study contributed to the systematic documentation of the prevalence and persistence of two traditional practices: namely, early marriage and initiation ceremonies and the drivers making these practices persistent in the face of concerted efforts to abolish them.

⁴ <https://www.unicef.org/malawi/reports/traditional-practices-malawi>.

9.0 Progress on Goals and Targets

This section highlight progress on the goals and targets highlighting the progress on specific indicators and issues surrounding them; this includes the recommendations on each one of them. This progress report is on all the 17 goals with a deeper analysis on 7 goals namely, 3, 4, 5, 6, 11, 13 and 16. The choice of these goals are based on the fact that they were transformational initiatives that Malawi would like to showcase and also on one, such as Goal 16, which is regarded as very critical goal but it does not receive low attention in national development programming. The review therefore helps to highlight the need for more support and collaboration to these goals. Considering that the SDGs are being implemented through the national development goals. The presentation will follow the Key Priority Areas (KPAs) of the MGDS III as they are mapped to the SDGs.

The Mapping of KPAs and SDGs are reflected in the box below:

	Key Priority Area (KPA)	Sustainable Development Goal (SDG)
1	Agriculture, Water Development and Climate Change	SDG 1, 2, 13, & 15
2	Education and Skills Development	SDG 4 & 5
3	Transport and ICT infrastructure	SDG 11 & 9
4	Energy, Industry and Tourism development	SDG 7, 8, & 12
5	Health and Population	SDG 3 & 6
6	Other Development Areas	SDGs 10, 14, 16 & 17

KPA 1: Agriculture, Water Development and Climate Change Management

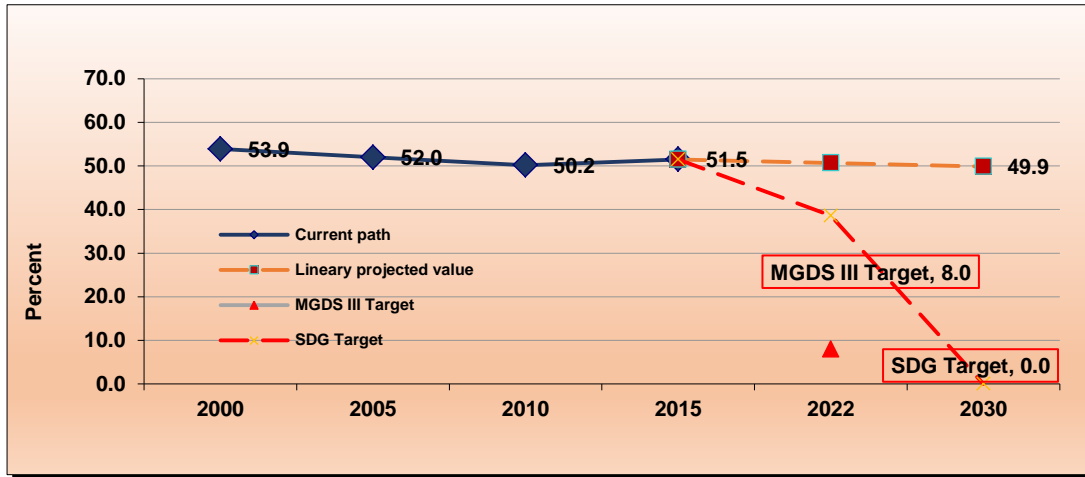


Goal 1: End Poverty in All its Forms and Everywhere

Indicator 1.1.1 Proportion of population below the international poverty line \$1.90 per day

In Malawi, there is a small decrease of the population living below the international poverty line of \$1.90 per day from 72.8 percent in 2004 to 71.0 percent in 2016. Despite the small decrease of population living below international poverty line there is an indication of deterioration in terms of poverty from 62.8 percent in 1997. These rates are way above the global average of 15.8 percent and 47.0 percent for the Sub-Saharan region. This shows that the growth rate needed to achieve the Goal by 2030 is below 50 percent.

Figure 1.1: SDG Indicator 1.1.1: Proportion of population living below national poverty line (%)

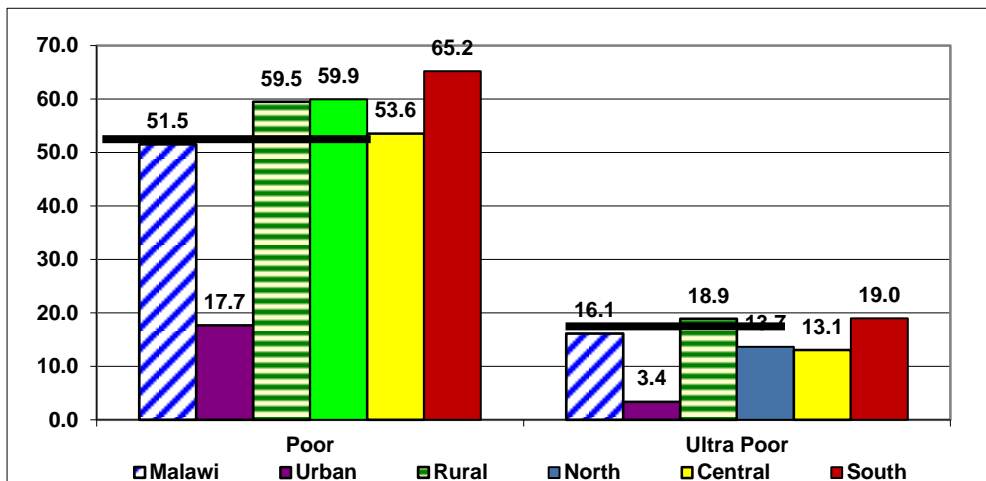


Source: NSO, IHS4 Report, 2017

Indicator 1.1.2 Proportion of population living below the national poverty line

There is an increase in the population living below the national poverty line as indicated by 51.5 percent of Malawians living below national poverty line in 2017 instead of 50.2 percent, which was estimated in 2010. This shows that the poverty headcount rate remains much higher in rural areas than urban centers, 59.5 percent and 17.7 percent respectively. However, there is a rapid fall of extreme poverty rate from 24.5 percent in 2010 to 16.0 percent in 2017 and the extreme poverty is higher in the rural areas at 18.9 percent compared to 4.3 percent in the urban population residence (%).

Figure 1: Population living below the national poverty line (%)

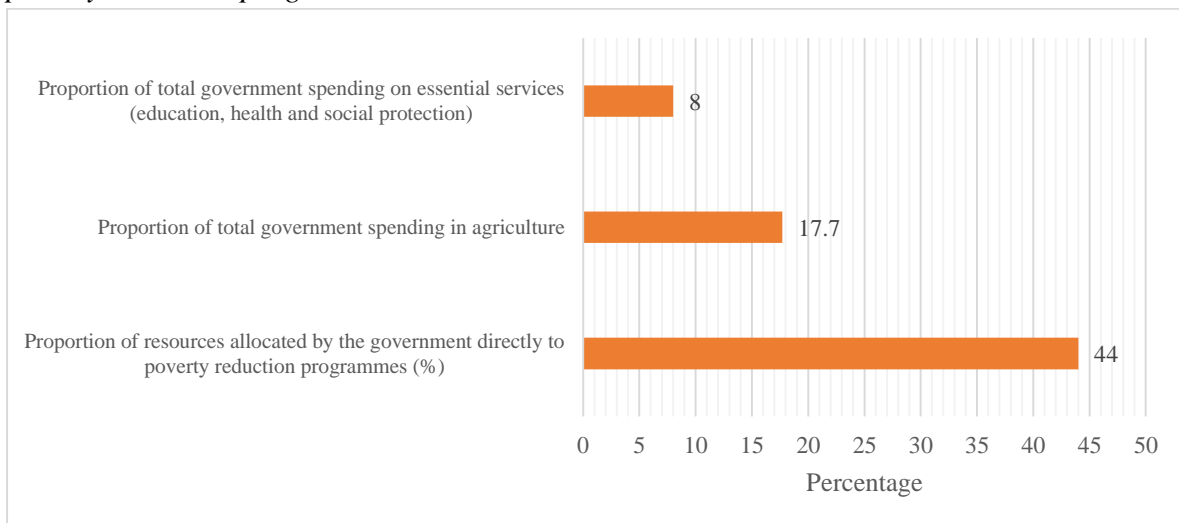


Source: NSO, IHS4 Report, 2017

Proportion of government spending on essential services, agriculture, and poverty reduction programmes (1.a.3)

From the figure 1.2, it is worth to note that government-spending proportions have implications on ending poverty in Malawi. It is quite critical for the government to learn which areas have significant impacts on poverty reduction when allocating more resources. This will help in the country achieving its targets for the indicators under goal 1.

Figure 1.2: *Proportion of government expenditure on essential services, agriculture, and poverty reduction programmes*



Source: MGDS III M&E Framework (2017)/SDG Baseline Report

Challenges and bottlenecks that may hinder SDG 1 attainment

Malawi is facing a number of challenges with respect to achieving the Goal 1, eradicating extreme poverty and hunger. A “*Business as Usual*” pathway can lead to a cycle of poverty and poor socio-economic development outcomes for the people of Malawi. Some of the causes of structural poverty include:

- A high population growth rate, especially of young people (< 15 years) and lack of progress in the demographic transition to a youth bulge and smaller families necessary to harness the Demographic Dividend (DD). This leads to intergenerational poverty and deprivation leading to poor living standards as the demand for essential goods and services such as schools, housing and health services rise exponentially and become overstretched if resources are unavailable and there is poor planning.
- Environmental stresses, over-cultivation, over-exploitation of natural resources.
- Limited access to financial services: commercial banks continue to be reluctant in giving more affordable loans for agriculture initiatives, which is the major economic poverty for the rural population.
- Inadequate marketing infrastructure in rural communities, which discourages individuals from growing cash crops and engaging in meaningful economic empowerment activities.
- Poor human capital among youth that would make them uncompetitive in the global market and diminish their prospects of decent work.

Interventions under goal 1

The following are some of the government interventions taken to reduce poverty;

- i. Government in collaboration with cooperating partners is implementing policies and programmes that will likely produce sustained poverty reduction including improving market and road infrastructure, promoting irrigation to increase hectareage under irrigable land thereby boosting production and income.

- ii. Government of Malawi has introduced national social support programmes such as Farm Input Subsidy School Meals Programme and Village Savings and Loans (VSL) and Microfinance to ensure that poor and vulnerable people are supported.
- iii. National Social Cash Transfer Programme (SCTP) was introduced by the Government with support from development partners with the aim of reducing poverty and malnutrition and improve school enrolment by delivering cash transfers to ultra-poor and labour constrained households in Malawi. The programme reaches 170, 000 households across 18 districts out of 28 districts with calls to scale u the programme to the rest of the districts.



Goal 2: End hunger, achieve food security and improved nutrition and promote sustainable agriculture

Indicator 2.1.1 Prevalence of undernourishment

There is a decrease in proportion of undernourished population in Malawi from 37.1 percent in 2000 to 32.8 percent in 2015 to 20.8 percent in 2018 compared to the regional average of 21.3 percent according to the Global Hunger Index Report, 2018. Malawi is therefore moderately progressing in this Goal with more efforts required to avert adverse climate effects to reach zero hunger.

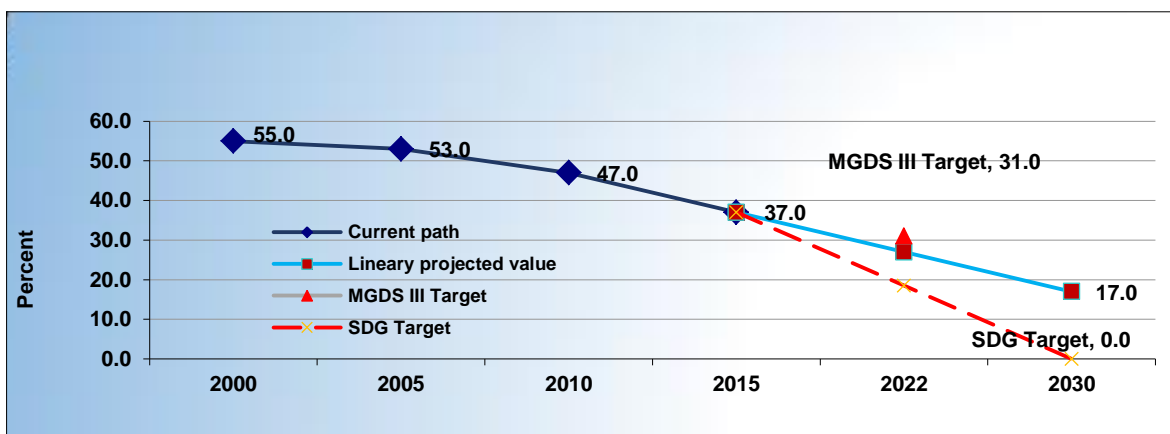
Indicator 2.1.2 Prevalence of moderate or severe food insecurity in the population (FIS)

The proportion of population that experienced moderate food insecurity in 2015 on average was 21.8 percent, which is moderate compared to the region of 62.4 percent that experienced severe and moderate food insecurity. In Malawi access to food, measured through a Food Insecurity Experience Scale shows that on average in 2015, 21.8 percent of the population experienced moderate food insecurity. This level of food insecurity is moderate compared to the region of 62.4 percent that experienced severe and moderate food insecurity (Global Hunger Index Report, 2018)

Indicator 2.2.1 Prevalence of stunting among all children under 5 years of age

Malawi has made some tremendous achievements in the battle against malnutrition among under five children. This is indicated by the decrease in number of stunted under 5 children from 55.0 percent in 2000 and 47.0 percent in 2010 to 37.0 percent in 2016.

Figure 2.2: SDG Indicator 2.2.1: Prevalence of stunting (%)



Source: MoFEPD, SDG Annual Report, 2018

Interventions and challenges under goal 2

The following are some of the government interventions taken to reduce poverty;

- i. Implementation of Irrigation Master Plan, Agriculture Sector Wide Approach Project II (ASWAp, SP II), Agriculture Infrastructure and Youth in Agribusiness Project (AIYAP), Agriculture Productivity Programme for Southern Africa (APPSA), Farm Input Diversification Program I & II and the Sustainable Agriculture Production Programme (SAPP).
- ii. Government introduced Farm Input Subsidy Programme (FISP) to help resource poor households achieve food self-sufficiency and increase their income through access to subsidized farm inputs.

Some of the challenges are:

- i. There is reduced agriculture production due to adverse weather conditions (climatic variability and hazards) or environmental mismanagement.
- ii. Over reliance on rain, fed agriculture poses a risk of exposure to climatic shocks on achieving SDG 2.
- iii. There is limited cooperation, coordination and funding for extension and research leading to limited Implementation and absorptive capacities (central government and local levels).
- iv. Poor infrastructure to facilitate profitable agricultural marketing



Goal 13: Take urgent action to combat climate change and its impacts

#	SDG Indicator	Baseline Value	Baseline Period	Current Status	Reference Period	2030 Target	Rating	Trend	Source
13.1.1	Number of deaths, missing persons and persons affected by disaster per 100,000 people								
	Persons affected by disaster	104	2015	104	2015	0	●	➔	UNISDR, PDNA, World Bank, DODMA
13.1.2	Adopting and implementing national DRR strategies in line with the Sendai Framework 2015–2030	adopted and implementing	2016	adopted and implementing	2018	adopted and implementing	●	➔	(UNISDR), DODMA-Report
13.1.3	Proportion of local governments that adopt and implement local DRR strategies in line with the	9	2016	16	2018	100	●	↗	UNISDR, DODMA-Report

	Sendai Framework 2015-2030								
13.3.1	Integrated mitigation, adaptation, impact reduction and early warning into primary, secondary and tertiary curricula	available	2016	available	2016	available and being implemented	●	➔	NAPA, MNR, EM, UNEP
13.b.1	Is Malawi amongst LDCs that are receiving specialised amount of support, including finance, tech and capacity-building for mechanisms for effective climate change	recipient	2015	recipient	2018	recipient	●	➔	MOFEPD, M, NREM, UNEP

- ▶ The proportion of local council that have adopted and implemented local Disaster Risk Reduction (DRR) strategies in line with the Sendai Framework 2015-2030 has increased from 9% in 2016 to 16% in 2018.
- ▶ Malawi has been experiencing the extreme impacts of climate change including heavy flooding early 2015, frequent dry spells. This led to a significant reduction in agricultural production, which resulted into one of the worst food crises in over 3 decades and with close to 730,000 households requiring food assistance in the 2016/17 season, (MVAC Report, 2017).
- ▶ Malawi has adopted and is implementing a national disaster risk reduction strategy. The National disaster risk reduction strategy (DRM, 2016) in line with the Sendai Framework for Disaster Risk Reduction 2015–2030 endorsed by the General Assembly in June 2015⁵.
- ▶ Malawi is one of a few countries in Southern Africa that is committed to produce annual reports in line with the Sendai Framework. Three annual reports have been produced since 2016.
- ▶ Malawi also has National Climate Change Management Policy (2016) and the National Environmental Policy (2004),
- ▶ According to the recent Malawi Post Disaster Needs Assessment (PDNA, 2015) it was estimated that the number of deaths, due to disaster per 100,000 people was 2 deaths/100,000 and 3 missing persons per 100,000
- ▶ The total number of affected persons by disaster was 1,101,364 in 2015.
- ▶ The PDNA valued the total loss with recovery at cost estimated at K 365 billion (USD 494 million).

⁵ The Sendai Framework is a voluntary agreement that underscores the primary role of the State, working with other stakeholders including local governments and the private sector, in reducing disaster risk. The framework sets seven targets, including the need, on the one hand, to reduce mortality, the number of people affected, economic losses and damage to infrastructure, among other consequences, from disaster; and, on the other, to increase the number of national and local disaster risk reduction strategies; to boost international cooperation with developing countries, and to improve the availability of and access to multi-hazard early warning systems and disaster risk information.

Policies and programmes

The National Climate Change Management Policy provides a framework for implementation and adaptation programs to enhance the resilience of communities to the impacts of climate. The National Environmental Policy calls for integration of environmental considerations in development projects through Environmental and Social Impact Assessments (ESIA) and implementation of Environment and Social Management Plans (ESMPs).

There is solid evidence of overall agreement among institutional stakeholders (Government, donor, NGOs, private sector) to scale up MGDS III/SDG activities and results of intervention in relation to the 10YFP being implemented. This is evidenced by the recent mid-term evaluation of the two projects that demonstrated the need to scale up the interventions in other districts. The Non State Actors (NSAs) active in the Environment sector are the United Nations Development Programme (UNDP), the United Nations Environment Programme (UN Environment) and the World Bank.

Challenges and bottlenecks that may hinder attainment of SDG 13

- ❖ The major challenges in the climate change and environment sector are poor coordination among implementing sectors at district council level, which would require promotion of team building processes through on job training. Inadequate technical capacity of district councils in implementing climate change programs is another challenge affecting the sector.
- ❖ There are also challenges with regard to implementation and funding for DRR plans at the OPC.
- ❖ Capacity building in areas of climate change adaptation or mitigation particularly focusing on risk assessment, project prioritization and monitoring and evaluation, which reduce capacity challenges being faced at the local government level.

Selected interventions under SDG 13?

- ❖ Crop diversification has a strong potential to affect nutritional outcomes and hence impact on Goals 2 and 3 and will assist households to become resilient to weather related shocks and effects.
- ❖ Good financing mechanism between government and the developing partners for Climate change related projects in Malawi.
- ❖ Finally, there is need to plan for continued growth, to capitalise on opportunities, and manage impacts on social services, infrastructure, and the natural environment as well as building resilience to natural hazards and disasters.



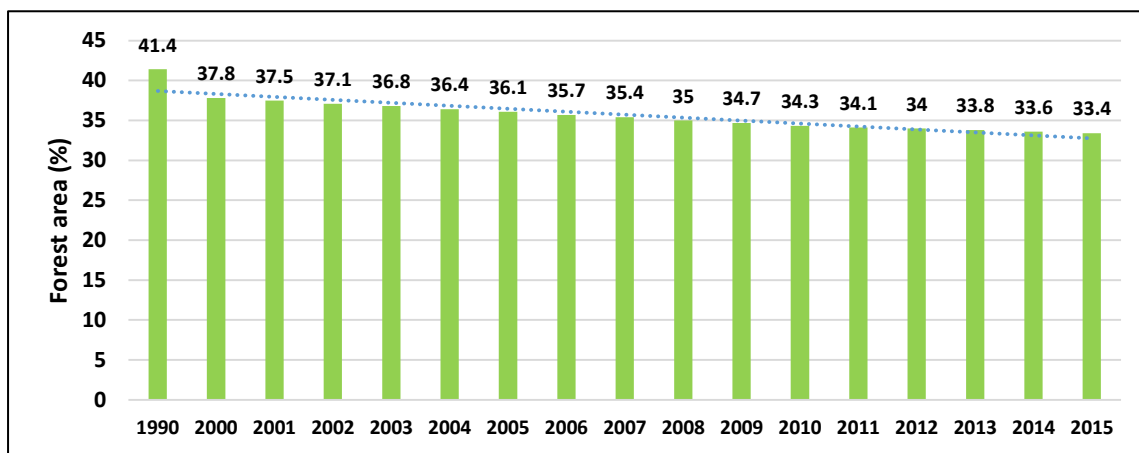
Goal 15: Protect, restore and promote sustainable use of terrestrial ecosystems, sustainably manage forests, combat desertification, and halt and reverse land degradation and halt biodiversity loss

Malawi’s forests and woodland have degraded at an alarming rate. Between 1990 and 2005, the country lost around 494,000 hectares of forest.

Indicator 15.1.1: Forest area as a proportion of total land area

Malawi’s forests and woodland have degraded at an alarming rate. Between 1990 and 2005, the country lost around 494,000 hectares of forest.

Figure 15.1: SDG Indicator 15.1.1: Forest area as a proportion of total land area (%)



Source: Department of Forestry, 2017,

FAOSTAT

Indicator 15.5.4: Coverage by protected areas of important sites for mountain biodiversity

Currently, forest cover is estimated to be declining at a rate of 2.8 percent annually due to deforestation for wood fuel, settlement and agricultural expansion.

Indicator 15.5.1: Red List Index

The Red List Index was estimated at 0.81 in 2015.

In its efforts to achieve the SDG 15 as well as target under the MGDS III, the Department has managed to plant over 63 million trees mainly on customary land and over 61 million trees in Government plantations. Natural regeneration was promoted on additional 400 hectares. However, progress will be affected by the delay in implementation of revised forest fees and royalties, which in 2018 were yet to be published in the Government Gazette.

Challenges and bottlenecks that may hinder attainment of SDG 15

- Forest degradation and deforestation is the huge challenge facing the sector due to the ever-increasing population thereby exerting pressure on the natural resources.
- Deforestation and forest fires are among the key hazards on environmental management.
- The country also faces extinction of major animal species leading restocking programme of wildlife by Africa Wildlife Parks.

Selected Interventions under SDG 15

- The sector should promote rehabilitation of forests in degraded areas through afforestation programs and promotion of natural regeneration and protection of all forest resources.
- The sector has potential to scale up activities by implementing innovative processes. For example, the online licensing of forest imports and exports and provision of permits electronically at different Forestry stations is underway.
- There is need to have an honest conversation around the impact that charcoal industry has on deforestation, and develop appropriate redress mechanisms.
- The sector can also benefit from Climate Financing, According the Development Financing Assessment Report, (MoFEPD 2017), Climate financing presents good prospects for innovative external finance that Malawi can tap into to finance some of its priority projects in the agriculture, environment and water management, energy, and eco-tourism.
- Government’s creation of the Forestry Management Fund needs to be sustained.

KPA 2: Education and Skills Development



Goal 4: Ensure inclusive and equitable quality education and promote lifelong learning for all

Malawi has made significant progress in improving access to education at primary level. However, the pace of progress towards universal primary education, lower secondary education and youth literacy is slow, particularly for the disadvantaged groups.

Indicator 4.1.1 Proportion of children at the end of primary achieving a minimum proficiency levels in reading

The proportion of children at the end of primary achieving at least a minimum proficiency level in reading is still low at 64.0 percent and even lower for lower primary school, standard 1-5 and it is lower for mathematics at 40.0 percent (SAQMEC/EMIS, 2016). There has been no recent studies on proficiency tests. The participation rate in early childhood, organized learning (one year before the official primary entry age) has been reported nationally as the proportion of children (Ages 1-5) accessing ECD services and is estimated at 44.5 percent (MoGCDSW, 2016).

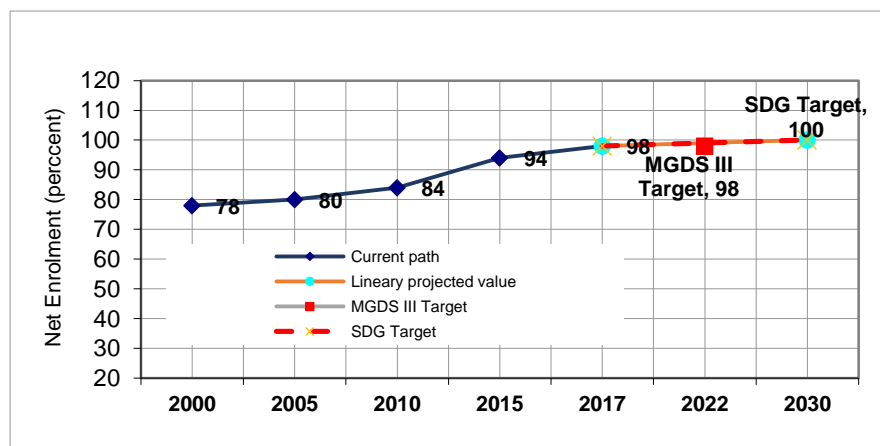
Indicator 4.2.1 Proportion of children aged 36-59 months who are developmentally on-track in health, learning and psychosocial well-being

The participation rate in early childhood, organized learning (one year before the official primary entry age) has been reported nationally as the proportion of children (Ages 1-5) accessing ECD services and is estimated at 44.5 percent.

Indicator 4.3.1 Net attendance ratio for primary

There is an increase of net attendance ratio for primary from 78.0 percent in 2000 to 94.0 percent in 2016 representing a 16-percentage points increase in Malawi. With this growth sustained Malawi can achieve the target of 100 percent by 2030. Regionally Net Education Rate is averaging 83 percent.

Figure 4.1: Trends in Net enrolment (Primary)

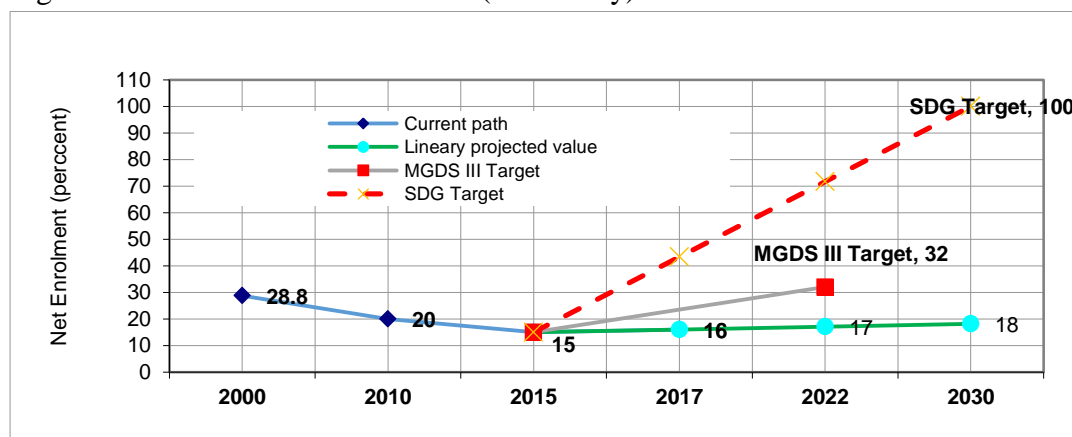


Source: NSO, MDHS Report, 2016, MOEST EMIS, 2017

Indicator 4.3.1(b) Net attendance ratio for secondary

The proportion of net attendance ratio for secondary education in Malawi is still low and has been declining from 29.0 percent in 2000 to 15.0 percent in 2015 and is currently estimated at 16.0 percent in 2017. With this progress, Malawi is unlikely to meet the SDG target of 100 percent by 2030.

Figure 4.2: Trends in Net enrolment (Secondary)



Source: NSO, MDHS Report, 2016, MOEST EMIS, 2017

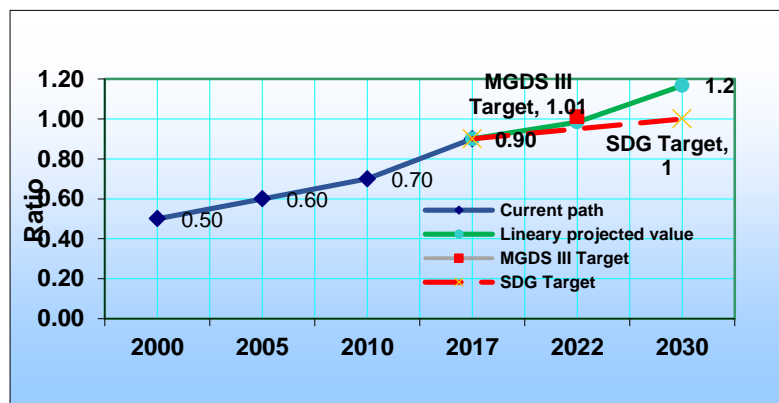
Indicator 4.c.1 Proportion of teachers in primary education with minimum teacher training

Malawi registered 90.8 percent of its primary teachers have received at least the minimum organized teacher training. At national level, the Qualified Pupil Teacher Ratio for primary schools is 80%, while it is 1:70 for 2018 PqTR which is still high compared to the recommended ratio of 1:60. Indicator 4.5.1 Gender Parity Index (GPI) for secondary education,

Malawi gender parity index for secondary education in 2017 was at 0.90; and it is at 0.92 for 2018; with this progress the country is likely to achieve the SDG target of 1 by 2030. In order

to sustain this progress there is need of efforts. The transition rate from primary to secondary school has been increasing over the 5 years from 33.0 percent in 2013 to 38.4 percent in 2017 and remains the same in 2018 which is a good indication.

Figure 4.3: SDG Indicator 4.5.1(b): Gender Parity-Ratio of Girls to Boys in Secondary School

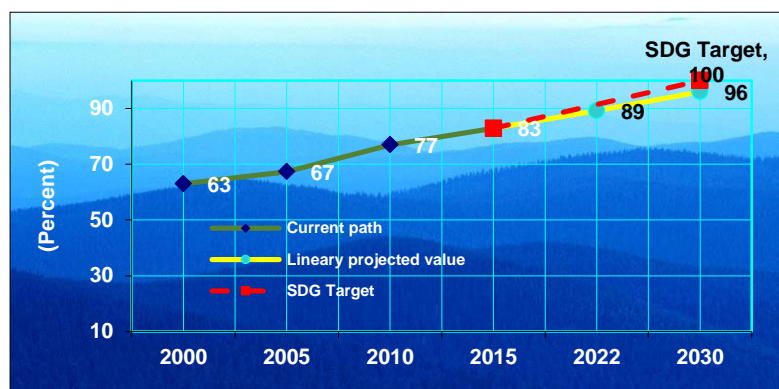


Source: NSO, MDHS Report, 2016, MOEST EMIS, 2017

Indicator 4.6.1 The youth literacy rate (15-24 years)

There is an increase in literacy levels from 63.0 percent in 2000 to 77 percent in 2010 and 83.0 percent in 2017. The current path shows that the country is moderately progressing and on track to achieve the target of universal youth literacy and the current growth path shows Malawi could meet the target in 2030. This calls for additional efforts in secondary education to be sustained.

Figure 4.4: SDG Indicator 4.6.1 Youth (15-24) literacy rate (%)



Source: NSO, MDHS Report, 2016, MOEST EMIS, 2017

Interventions under goal 4

- i. The formulation of Early Childhood Development (ECD) policy in 2006, which provides a clear framework on ECD education, has increased the country participation in ECD.

- ii. Introduction of free primary education has ensured education access, eliminate inequalities and build a strong socioeconomic base and enhance civic education was the main driver to increase access to primary education.
- iii. The recent abolishment of some of the fees for secondary education like Tuition, General Purpose Fund and Textbook Revolving Fund is likely to improve access to secondary education
- iv. Introduction of school feeding programme that has helped to improve access to education in primary schools.
- v. Continued recruitment of teachers both at primary and secondary sub sectors coupled with the construction on new Teacher Training Colleges (TTCs) is a step in the right direction towards the improving the Teacher Qualified Pupil Ratio in the country.
- vi. Ongoing interventions to improve learning in science and mathematics including construction of laboratories in Community Day Secondary Schools (CDSSs) will improve quality of education in the country

Challenges

- i. There are still challenges around secondary and tertiary enrolment.
- ii. Shortage of teachers is still a challenge; there is still high quality pupil/ teacher ratio especially in rural areas, ranging around 1:80 against a recommended of 1:60.



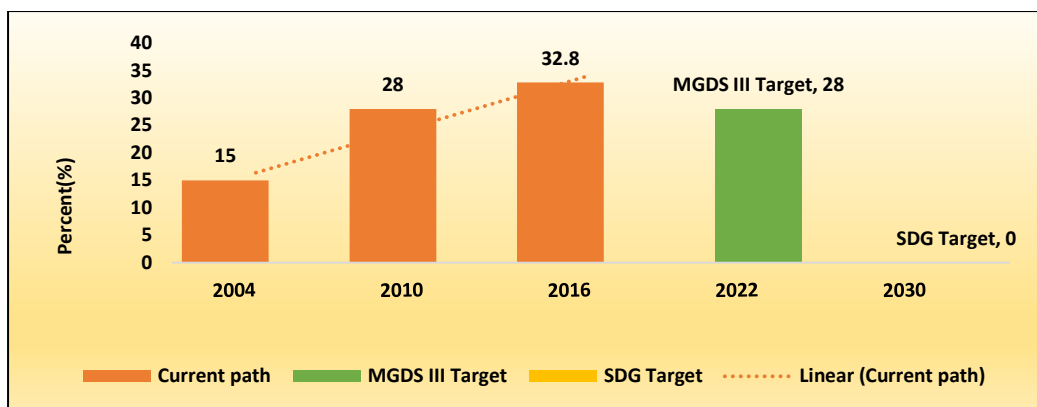
Goal 5: Achieve gender equality and empower all women and girls

Indicator 5.1.1 Proportion of women subjected to domestic violence in the previous 12 months

Figure 5.1 below shows that the proportion of ever-partnered women and girls aged 15 years and older subjected to physical, sexual or psychological violence by a current or former intimate partner in the previous 12 months was 32.8 percent in 2016 (MDHS, 2016). Malawi's position was higher than the sub-Saharan Africa average of 22.0 percent in 2016, (WDR, 2018).

The trends on domestic violence shows that the incidence of violence is worsening from 15.0 percent in 2004 to 32.8 in 2016. This shows that Malawi is off track on this target, which aims to eliminate all sorts of violence by 2030.

Figure 5.1: SDG Indicator 5.1.1: Proportion of women subjected to domestic violence in the previous 12 months

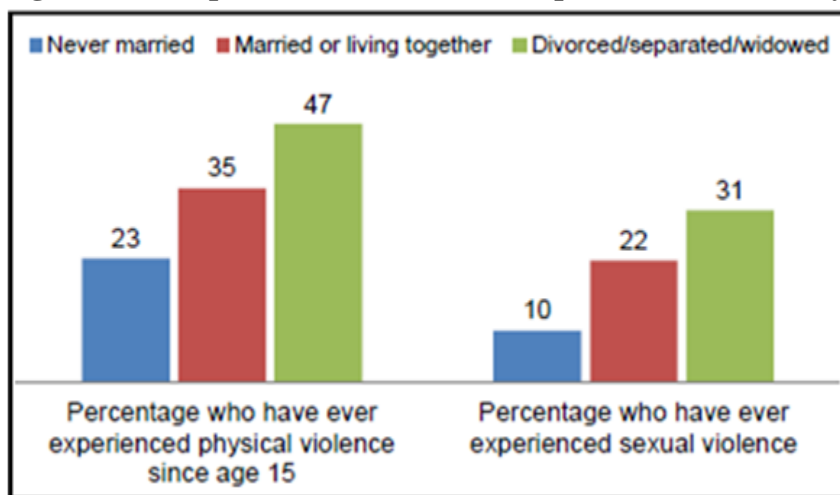


Source: MDHS 2004-2016, NSO

Indicator 5.2.1 Proportion of ever-partnered women and girls aged 15 years and older subjected to physical, sexual or psychological violence by a current or former intimate partner in the previous 12 months.

According to the MDHS (2015-2016) results, of ever-married women had experienced spousal violence in the past 12 months. The most common type of spousal violence is emotional violence (29.5 percent), followed by physical violence (25.9 percent) and sexual violence (19.2 per cent) while any form of physical and or sexual violence was reported at 24 per cent. MDHS (2015-16) reveals that 23 per cent of women who have never been married experienced physical violence and 35 percent of the married women experienced some form of physical violence. Furthermore, 22 per cent of women who are married have experienced sexual violence.

Figure 5.1: Proportion of women who experienced violence by marital status.



Source: MDHS (2015-16)

The proportion of ever-partnered women and girls aged 15 years and older subjected to physical, sexual or psychological violence by a current or former intimate partner in the previous 12 months was 32.8 percent in 2016, which is higher than the sub-Saharan Africa average of 22.0 percent in 2016. Domestic violence in the country is worsening from 15.0

percent in 2004 to 32.8 in 2016 that shows that Malawi is off track on this target, which aims to eliminate all sorts of violence by 2030.

Indicator 5.2.2 Proportion of women and girls aged 15 years and older subjected to sexual violence

The country proportion of women and girls aged 15 and older subjected to sexual violence by persons other than intimate partner in the previous 12 months was 13.9 percent in 2016. Only 40 percent of women who have experienced any physical or sexual violence have sought help to stop the violence and half have never sort help or told anyone about the violence.

According to the MDHS 2015 survey, report indicates that, among ever-married women age 15-49 who have experienced sexual violence, 63 per cent reported the current husband and 31 per cent reported a former husband as perpetrators of the sexual violence. Five (5) per cent of ever-married women mentioned strangers as perpetrators of sexual violence. Among never married women, a current or former boyfriend is the most common perpetrator (38 per cent), followed by a stranger (22 per cent) and a friend or acquaintance (18 per cent).

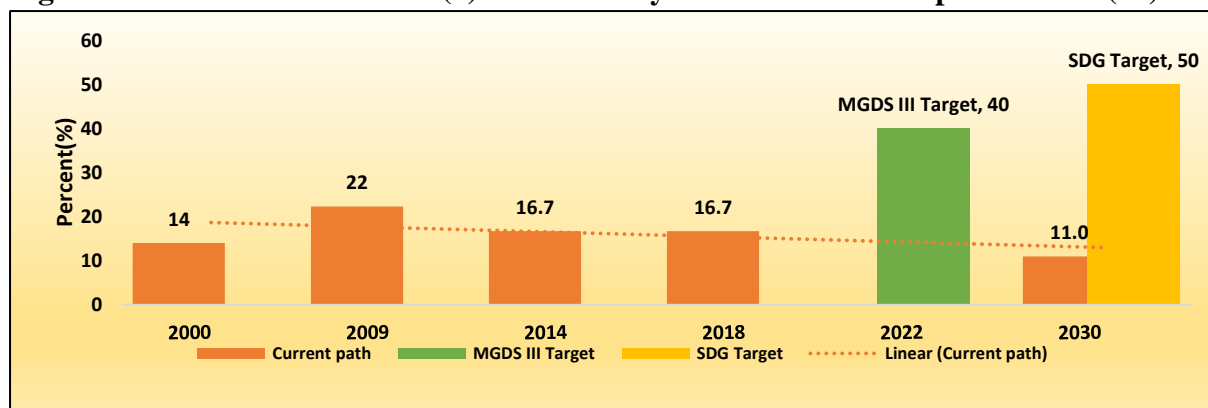
Indicator 5.3.1 Child marriages

The proportion of women aged 20-24 years who were married or in a union before age 15 was 12.5 percent and before age 18 was 42.1 percent which is higher than the regional average of 38.0 percent.

Indicator 5.5.1a Women in national parliament

The proportion of seats held by women in national parliament was 16.7 percent in 2018 (Figure 5.2), declining from 21.0 percent in 2010 as depicted in figure below. Malawi s position is lower than the regional average of 24.0 percent (WDR, 2018).

Figure 5.1: SDG Indicator 5.5.1(a) Seats held by women in national parliaments (%)



Source: Ministry of Gender, Annual Report, MGDS III 2017

Indicator 5.5.2 The proportion of women in managerial positions reported nationally as the percentage of women represented in decision-making positions reported nationally was estimated at 24.0 percent in 2016.

Indicator 5.6.1 The proportion of women aged 15-49 years who make their own informed decisions regarding sexual relations, contraceptive use and reproductive health was 78.6 percent.

Proportion of women aged 15-49 years who make their own informed decisions regarding sexual relations, contraceptive use and reproductive health care (5.6.1)

Women's and girls' autonomy in decision making over consensual sexual relations, contraceptive use and access to sexual and reproductive health services is key to their empowerment and the full exercise of their reproductive rights. According to the 2015/16 MDHS, 34 per cent of women aged 15-49 years can make their own informed decisions regarding sexual relations, contraceptive use and reproductive health care. MDHS (2015-16) also reveals that 46 per cent of women can say no to their husband if they do not want to have, sexual intercourse and nearly half (49 per cent) can ask their husband to use a condom.

Indicator 5.6.2 Malawi has laws and regulations that guarantee full and equal access to women and men aged 15 years and older to sexual and reproductive health care, information and education.

Interventions

The following are some of the interventions taken to achieve gender equality;

- i. Malawi included actions to address gender inequalities in MGDS III by mainstreaming the concerns of women and girls in the key priority areas.
- ii. There has been a revamping session of local leaders and committee members in the community in so as to increase the awareness of gender in the communities
- iii. GBV hotspots in 6 districts have been formed to help in case and referral management
- iv. Child protection Information System and the GBV Dashboard has been developed and is running to provide up to date data on the number of cases to date information.
- v. There are number of Development Partner as well as Civil Society Organizations whose efforts help to achieve gender equality, these includes; NGO Coalition on Child Rights (NGOCCR), Malawi Economic Justice Network (MEJN), Save the Children, Civil Society Education Network (CSEC) and Human Rights Consultative Committee (HRCC).

Challenges to achieve Goal 5

- i. Child marriages are still a challenge in the country.
- ii. There is lack of human and financial support to carry out other activities (Internet, laptops and professionals)
- iii. Cultural patriarchal norms and traditional practices that are an obstacle to gender equality and women's empowerment and girl's participation.
- iv. Gender Based Violence (GBV) and harmful practices.

KPA 3: Transport and ICT Infrastructure



Goal 11: Make cities and human settlements inclusive, safe, resilient and sustainable

Malawi is one of the fastest urbanizing countries in the world with annual growth rate of about 3.8 percent as of 2016 and about 15 percent of Malawi's total population lived in urban areas and cities. The majority of the urban population is concentrated in the four major cities of Blantyre, Lilongwe, Mzuzu and Zomba with only 3.3 percent of the population residing in other urban areas. Rural to urban migration has been the main driver of urbanization in Malawi. However, just like other developing countries, many challenges exist to maintaining cities in a way that continues to create jobs and prosperity while not straining land and resources. Common urban challenges include congestion, lack of funds to provide basic services, a shortage of adequate housing and declining infrastructure.

In order to meet the growing demand for improved basic social services, housing and general urban infrastructure due to rapid urbanization, the Government of Malawi has put human settlement and physical planning as one of the key focus areas of the MGDS III. Other key focus areas of MGDS III also have in-built strategies aimed at equitable access to different services for both rural and urban populations.

According to the 2016 estimates by the Ministry of Lands, Urban Development and Housing, about one in seven people in Malawi live in urban areas and around 60 percent of the urban population are living in slums. However, the UN-Habitat came up with two new components – people living in inadequate housing and informal settlements. The two components aim at broadening the spectrum of inadequate living conditions. Therefore, it is necessary for the government to ensure access to adequate housing and basic services for all by upgrading the slums, for the full recognition of the urban poor as rightful urban dwellers, to enable them realize their potential, enhance their prosperity and, in turn, enhance the prosperity of the country as a whole. This indicator is extremely relevant to Malawi as it will help to track progress of the various interventions and strategies put in place to address the key challenges faced by people living in slums and informal settlements.

Indicator 11.1.1 Proportion of urban population living in slums

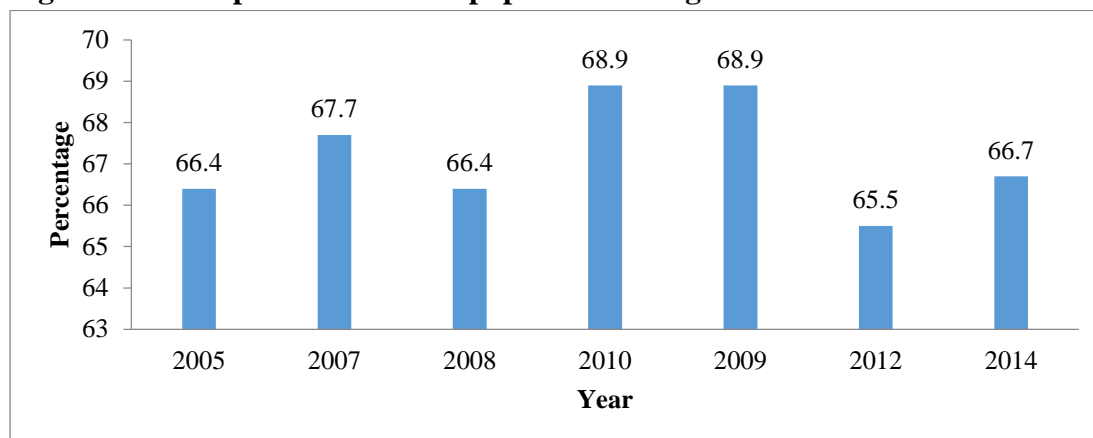
The proportion of urban population living in slums informal settlements or inadequate housing is estimated at 65 percent in 2017. The proportion of households living in improved houses was estimated 21 percent in 2017.

Proportion of urban population living in slums (11.1.1)

The proportion of urban population living in slums in 2014 was at 66.7 per cent according to World Bank development indicators. Its highest values was 68.9 per cent which was registered in 2009 and 2010 reporting years, while the lowest value was 66.4 per cent in 2005 and 2008. The Figure 11.1 below shows that the percentage of population living in slums has been

fluctuating over the past year 9 years ranging from 65 per cent to 69 per cent. This shows that the National Housing Policy is helping government in upgrading slums and reducing slum formation in cities. In addition Government also developed the National Slum Upgrading Programme in order to improve the conditions of life in slums in the country's major cities of Blantyre, Lilongwe, Mzuzu and Zomba.

Figure 11.1: Proportion of urban population living in slums



Source: World Bank 2014 Development Indicators

Indicator 11.2.1 *Proportion of population that has convenient access to public transport*

The proportion of population that has convenient access to public transport was estimated at 38 percent (IHS4, 2016). The annual urbanization rate is estimated at 3.8 percent per annum according to the NSO PHC 2008; this has been increasing with the rapid increase in population growth.

Indicator 11.6.1 *Proportion of urban solid waste regularly collected and with adequate final discharge out of total urban solid waste generated by cities*

The proportion of urban solid waste regularly collected and with adequate final discharge out of total urban solid waste generated by cities was 30 percent in 2017.

Policies and Programmes

The Malawi Government is working towards establishing a framework for partnership between all levels of government, the private sector, research organization's and the community to build more sustainable, resilient and liveable towns and cities. The focus is on maintaining and improving the livability and productivity of our cities.

There are recent developments regarding efforts to have a revised National Urban Policy (2018-2023). This updated national urban planning will promote a functional urban system, which is crucial for coordinated and balanced distribution of national development, as well as enabling each urban area to contribute effectively to the social and economic development of the country at national, regional and local levels.

Interventions for Goal 11

- The Malawi government is working on the development to revise the National Urban Policy (2018-2023) which will update the national urban planning and promote a functional urban system. This process is very crucial for coordinating and balancing distribution of national development as well as enabling each urban area to contribute effectively to the social and economic development of the country at national, regional and local levels.

Challenges

- The rate of urbanisation is on the increase, the challenge is that most of this urbanisation is unplanned, poorly managed as evidenced by the high percentage of slum developers and urban poverty and inequality in cities;
- About 65 percent of the urban population live in slums and informal settlements;
- The national urban structure system is currently either non-existent, dysfunctional or outdated;
- Political interference in the urban development control system has limited the local authorities' ability to fully regulate and control development;
- There is lack of disaster risk reduction (DRR) and mitigation strategies for urban areas; frequency of urban disaster is noticeable; and
- Lack of occasional court interventions affect activities of enforcing development control;

What can be done?

- The need to provide funding to local level governance structures to implement small scale projects of their choice
- Policies are needed to rally stakeholders- there is no justification for a policy to be in draft form for 10 years, e.g. the National Urban Development Policy is not yet available
- There is need for development policies that are not anti-urban; urban poverty should also be addressed including high unemployment rates in the urban areas.
- There is need to focus on the engagement of communities and citizens to own their cities and urban challenges including disaster risks.
- Improvements in services and infrastructure developments including urban public transport systems.
- Slum upgrading and adequate housing have an equalizing impact in the distribution of prosperity, thus helping urban environs to be inclusive and end urban poverty

KPA 4: Energy, Industry and Tourism Development



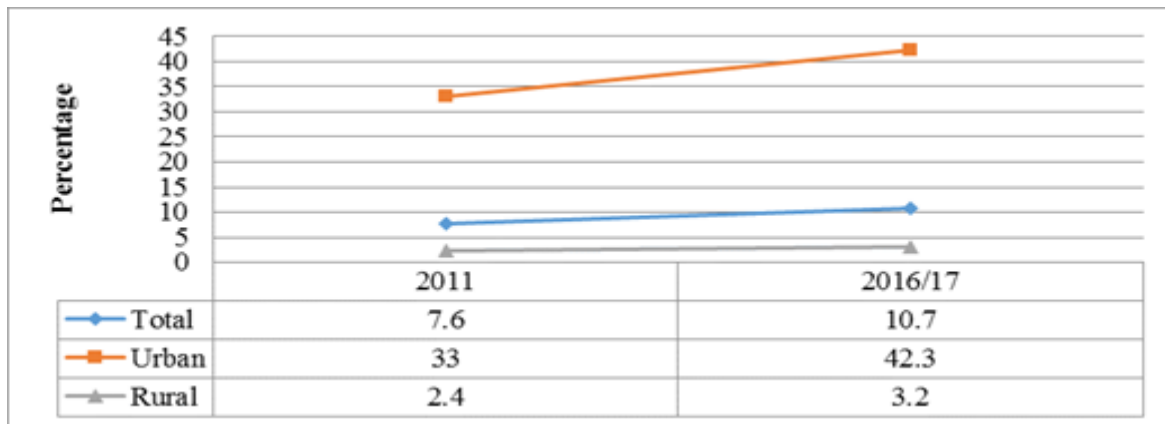
Goal 7: Ensure access to affordable, reliable, sustainable and modern energy for all

Table 7.1: Status at a Glance SDG 7 Dashboard, Malawi

#	SDG Indicator	Baseline Value	Baseline Period	Current Status	Reference Period	2030 Target	Rating	Trend	Source
7.1.1	Proportion of population with access to electricity	10.7	2016	10.7	2016	100	●	➔	IHS4 2017
7.1.2	Proportion of population with primary reliance on clean fuels and technology	1.8	2015	18	2015	100	●	➔	MERA
7.2.1	Renewable energy share in the total final energy consumption	7	2016	7	2016	50	●	➔	Department of Energy Affairs
7.3.1	Energy intensity measured in terms of primary energy and GDP	10.2	2016	10.16	2016	20.3	●	➔	Department of Energy Affairs
7.a.1	Mobilized amount of United States dollars per year starting in 2020 accountable towards the \$100 billion commitment	64.3	2015	64.3	2018	100	●	↑	World Development Report
7.b.1	Investments in energy efficiency as a percentage of GDP	6.5	2015	6.5	2018	25	●	➔	World Development Report
7.b.2	Amount of FDI in financial transfer for infrastructure and technology to sustainable development services (USD million)	81.3	2015	3,900	2018	-	●	➔	World Development Report
	Percentage of households using solid fuel for cooking	88	2015	98	2017	60	●	➔	Department of Energy Affairs

Indicator 7.1.1 Proportion of population with access to electricity

There is an increase in proportion of population with access to electricity from 7.5 percent in 2005 and 9.5 percent in 2010 to 10.7 percent in 2016 and this is way below the proportion for Sub-Saharan Africa, which is 42.8 percent. However, this proportion is slightly higher in urban areas at 48.7 percent compared to rural areas at 3.9 percent.



Source: MNREM


Indicator 7.1.2 Proportion of population with primary reliance on clean fuels and technology
 Malawi in 2016 reported that only 18 percent of the population has penetration of energy efficient technologies

Indicator 7.2.1 Renewable energy share in the total final energy consumption

Malawi reported 7 percent of percentage change in penetration of renewable energy sources.

Indicator 7.3.1 Energy intensity measured in terms of primary energy as a percentage of GDP was 10.2 in 2016.

Malawi’s electricity is powered by EGENCO through the Electricity Supply Commission of Malawi (ESCOM) main electricity grid. The National Electricity Market (NEM), which connects all regions of Malawi, is the smallest in the region. Malawi has some of the least thermal and renewable energy sources in the Africa and has very little to show in terms of technological innovation in energy extraction and production. Malawi’s electricity production currently relies heavily on hydro power (95 per cent), which will likely continue in the future.



According to the 2017 study commissioned by the Ministry of Natural Resources, Energy and Mining (MoNREM), Integrated Resource Plan, it is estimated that Malawi’s total installed capacity for power generation in the interconnected grid at 370 megawatts (MW). This comprises 350 MW of hydropower and 20 MW diesel generators (reciprocal engines). The Electricity Supply Company of Malawi (ESCOM) additionally operates some off-grid diesel generation. Out of the 350 MW of installed hydropower capacity, actual production averages around 150 MW due to a combination of faulty aged installations and hydrological factors affecting the Shire River: siltation, low precipitation in the catchment areas, off take for water consumption, evaporation from Lake Malawi and water level of the lake. This production is against a suppressed demand of 330MW and full demand of 449MW. Not surprisingly, load power outages and load shedding are frequent. The IRP forecasts that maximum demand will reach 719 MW by 2020, 1,873 MW by 2030, and 4,620 MW by 2040. The corresponding generation forecasts are 300 MW from Kamwamba coal power plan by 2021, 804 MW by

2020 from Kapichira III hydro power project, an estimated combined total of 3,004 MW by 2021.

Energy Policy

In alignment with SDG targets, Malawi's long-term energy policies are being informed by four key outcomes: increased security, future reliability, lowering costs for consumers and lower emissions.

Malawi remains reliant on hydro power resources to provide electricity. The use of renewable energy continues to rise, now providing around 3 per cent of Malawi's electricity. Over the past five years, more new generation has been solar and the cost of power from those sources has halved. The sector has implemented several flagship projects and managed to achieve the following in the 2017/18 period:

- The sector through Department of Energy Affairs (DoE) rolled out the Malawi Rural Electrification Programme Phase 8 which has so far connected 323 sites (the sites include trading centres, health facilities, schools, villages etc.) to the national electricity grid.
- The sector through DoE also finalised the feasibility studies for *Kholombidzo, Fufu and Mpatamanga* hydropower projects. Preparations for implementation of the 350MW Mpatamanga project through a PPP approach is underway which is being supported by the World Bank through International Finance Corporation who will also be a co-developer. A Cooperation Agreement and Joint Development Agreement have been prepared. The plan is to have the other developer (Private Investor) procured and reach financial closure by 2019.
- Construction of new power substations and rehabilitation of some existing power substations including power lines has also been done through the Energy Sector Support Project and Millennium Challenge Corporation.
- Construction preparations for two new minigrid (hydro and Solar) is at advanced stage and upgrading of MEGA minigrid to increase connectivity to decentralized electricity services was finalised.


Challenges and bottlenecks for attainment of SDG 7

- Fundamentally the energy sector in Malawi is experiencing a lot of issues of administrative inefficiencies and lack of accountability leading to poor energy generation and distribution.
- *Electricity generation faces serious challenges due to lack of planning on the part of design of hydro plants based on run on the river mode.* The current generation sites do not include use of a dam which can act as a reservoir when water levels are low.
- *There is excessive environmental degradation upstream* along the main rivers catchment areas.
- *The sector suffers from lack of decentralization and diversification of energy sources such as natural gas* and other renewable sources of energy.

- *There was absence participation of the private sector through private public partnerships in the energy sector until recently that would make the sector more competitive.*

What can be done to accelerate SDG 7 attainment?

- ✓ The report notes that energy could be one of the key driver or accelerator for SDGs in Malawi as it would not only improve access to electricity but also boost economic activity and growth through interlinkages across many sectors such as Goal 3 Health, Goal 4 education, Goals 9 and 10.
- ✓ *Malawi urgently needs to diversify its energy sources.* Malawi's total installed generation capacity is estimated at 370 megawatts (MW). This comprises 350 MW of hydropower and 20 MW diesel generators (reciprocal engines). Neighbouring countries outperform Malawi in terms of energy mix and capacity. Tanzania registers a total installed generation capacity of 1,352 MW, largely based on natural gas (43 percent), hydropower (43 percent) and heavy fuel (12 percent). Mozambique has total installed generation capacity of 2,400 MW of which 56 percent is hydro and 42 percent is gas. Zambia's total installed generation capacity is 2,411MW, entirely hydro, but supported by huge reservoir dams.
- ✓ Much of the *power source is hydro and is therefore adversely affected by environmental degradation.* There is therefore need to pay attention on catchment management for the water sources. In addition, feasibility studies should be conducted for all the major rivers in the country with potential of generating hydro-power for possible investments in more mini-hydro power generation like the one in Wovwe in Karonga.
- ✓ *Financing Malawi's energy sector improvement plans demands mobilization of resources from a broad range of sources.* Efforts should be made to create the right climate for the private sector; as well as capacitating the Power Single Buyer, through a cost reflective tariff, geared at improving the corporation's counter-party credit worthiness. The domestic capital market, through bond-issuance targeting pension funds can also be leveraged to finance energy projects.
- ✓ *Malawi has an option to tap into the regional power pool grid, as Malawi's electricity grid is currently not interconnected with the Southern Africa Power Pool (SAPP).* This integration would help ensure security of power supply.

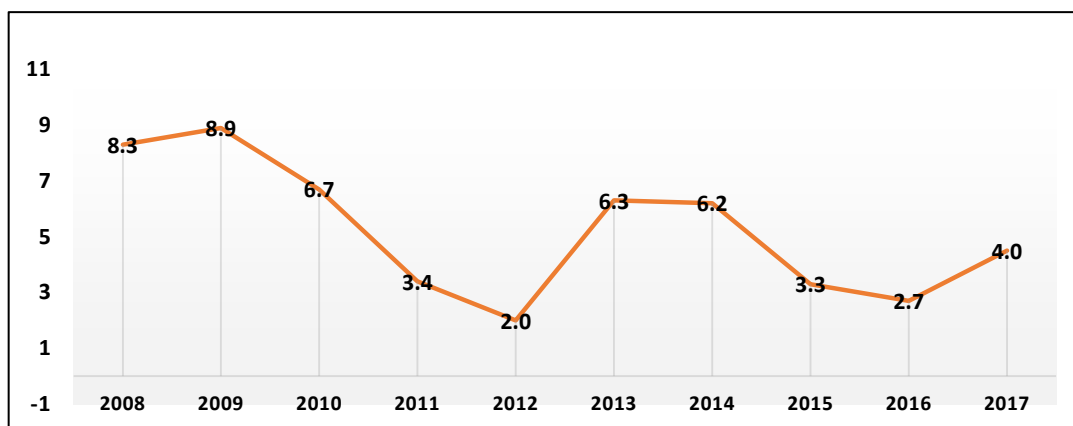


Goal 8: Promote sustained, inclusive and sustainable economic growth, full and productive employment and decent work for all

Indicator 8.1.1 Annual growth rate of real GDP

Real GDP annual growth rate percent has increased from 2 percent in 2012 to 3.3 percent in 2015 and to 4.0 percent in 2018 against the MGDS target and SDG targets of 7 percent respectively (Figure 8.1). Malawi's rebound in growth rate has out-performed many countries within Southern Africa region which averaged 2.0 percent in 2018. Nevertheless there is need to enhance the macro economy so as to achieve a sustained targeted growth of 7%, the country has over the 10 years achieved an average of 5.2 percent.

Figure 8.1: SDG 8.1.1 Real GDP annual growth rate (%)



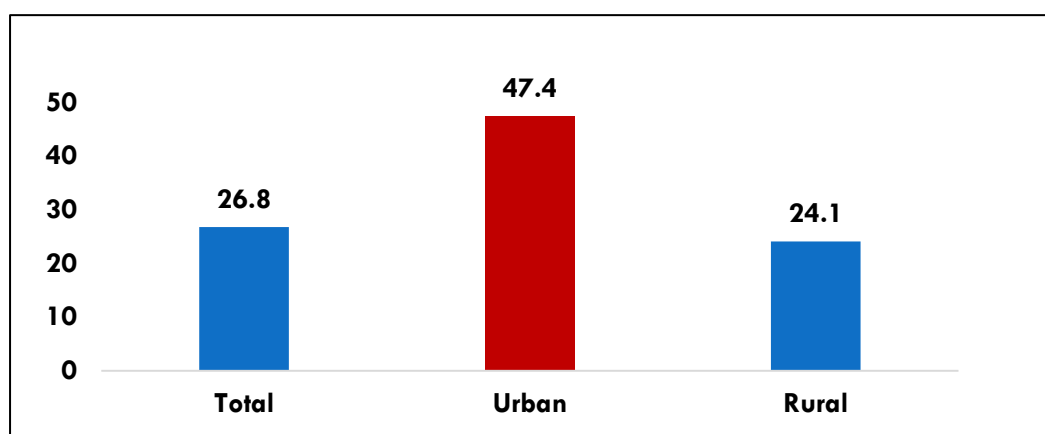
Source: MFEPD, 2018

Indicator 8.1.2 Unemployment rate, by sex, age and persons with disabilities

Malawi’s unemployment (both formal and informal) shows that overall 20.4 percent are unemployed. Urban unemployment at 28.4 percent is higher than rural unemployment which is at 19.2 percent (Malawi Labour Force Survey Report, 2014). Unemployment is higher amongst females than males, 14.3 percent for males compared to 25.7 percent for females respectively

- ▶ Figure 8.2 shows that youth unemployment rate was 26.8 percent; youth unemployment is higher in the urban areas (47.0 percent) than in the rural areas (24.0 percent) in 2014. (MLFS, 2014). However, proportion and number of children aged 5-17 years engaged in child labour was estimated at 38 percent according to the (Malawi Labour Force Survey Report, 2014).

Figure 8.2: SDG Indicator 8.5.2: Youth Unemployment



Proportion of youth (aged 15-24 years) not in education, employment or training

Interventions for Goal 8

- The Malawi Government has introduced youth skill development which is the Technical, Entrepreneurial and Vocational Education and Training (TEVET) which under the TEVET Authority's Public and Private Sector Training Programme (PPSTP).
- Introduction of Government youth internship program in order to help college graduates in teaching them how to work there by giving them an opportunity not to be idle
- The government introduced the MADEP loan to be given to the youth in order to be doing small scale businesses

Challenges

- Malawi's economy lacks resilience that has for a long time failed to provide a buffer boosting real per capita household disposable income.
- In the workplace, Malawi has a poor system of protections for the rights, entitlements and safety of workers, underpinned by a very low national minimum wage, a low- key bargaining process between employers and employees and a lack of baseline set of pay and conditions.
- High illiteracy rates amongst the youth limit the adoption of new skills and methods to improve productivity
- A high population growth rate, especially of the young people (< 35 years) who represent about 60 percent of the population is a major concern. The lack of progress in the demographic transition to a youth bulge and smaller families against a slow economic growth will lead to intergenerational poverty and deprivation leading to poor living standards.
- In financial inclusion, commercial banks have little incentive to serve the poor as they earn a large proportion of their revenue from loans to large corporate clients, dealing in foreign exchange; from investments (mostly treasury bills) and from fees and commissions.

What can be done?

- There is a need for adherence to policies and strategies to ensure that the country's growth is robust and sustainable. The country's growth has so far been low and volatile among others, due to external shocks such as negative weather patterns that results into low agricultural productivity; global agricultural commodity price shocks; and persistent power shortages.
- There is a need to ensure that development plans are Malawi-centric and reflect the national development goals and priorities as set out in MGDS III such that change of government regimes should not alter implementation of the country's development plans.
- There is need to harness the demographic dividend (DD) by equipping the youth with technological and innovative skills which will be a catalyst for economic growth. This should be through deliberate policy to expand availability of training initiatives that par employer's needs.
- There is an urgent need to address youth unemployment. Youth development is a key sustainable investment for the future generations. There is need to involve the youth in

the implementation of the SDGs. This is a resource which should be put to good use when it comes to SDGs implementation.

- Educational curriculum has tended to favour ‘white collar’ jobs. The current TEVET approach needs to be sustained and the importance of entrepreneurship and vocational skills.
- There is need to address the challenges hindering people from accessing financial services to achieve meaningful economic empowerment and transformational investments this includes a policy to address the ever increasing as high interest rates and the need for collateral which are a deterrent to investment.



Goal 9: Build resilient infrastructure, promote inclusive and sustainable industrialization and foster innovation

Indicator 9.1.1 Proportion of the rural population who live within 2 km of an all-season road (%)

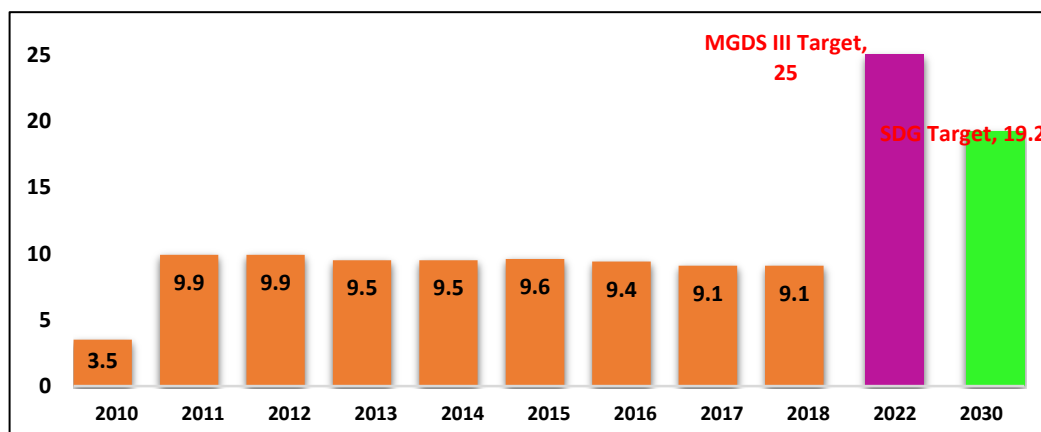
Malawi has found out that a proportional of the rural population who live within 2 km of all season road is 38.0 percent; this is according to IHS 4 Report 2016.

Indicator 9.1.2 Passenger and freight volumes by modes of transport (reported for the air carriers) in tonnes.

Indicator 9.2.1 Manufacturing value added as a proportion of GDP and per capita

Manufacturing value added as a proportion of GDP was 3.5 percent in 2010 and has increased to 9.1 percent in 2018 as shown in figure 9.1. The trend however shows that the share of industrial production has fallen spectacularly as evidenced from the closing down of several manufacturing firms in the last decade citing lack of profitability on account of high costs of operations. Supply side constraints including challenges of intermittent energy supply have had an adverse impact on the manufacturing sector. The MGDS III target is 25.0 percent and the SDG target is to double the shares from baseline.

Figure 9.1: SDG Indicator manufacturing value added as a proportion of GDP (%)

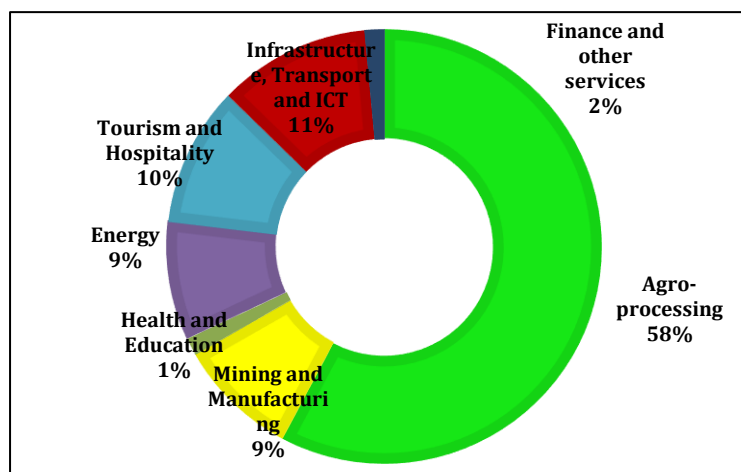


Source: Ministry of Finance, 2018

Indicator 9.2.2 Manufacturing employment as a proportion of total employment

Manufacturing employment as a proportion of total employment has increased from 3.6 percent in 2016 to 9.0 percent in 2017 as shown in figure 9.2

Figure 9.2: SDG Indicator 9.2.2: Manufacturing Employment as a proportion of Total Employment (%)



Source: MITC data, 2018

According to the MACRA survey, in 2014, the proportion of the population with phones with access to 2G network was 95 percent. In 2015 the population proportion with phones access to 3G network was 32 percent and in no time when 4G network was introduced, the population proportion access went down to 15.8 percent.

Interventions under Goal 9

The following are some of the government interventions taken to help in Industry Innovation and Infrastructure

- The Government increases access to safe, affordable and sustainable transport and ICT is critical toward enhancing the economic competitiveness and industrialization of a country.
- The United Nations Development Programme (UNDP) and Growth Africa launched the Growth Accelerator Market Test Programme which aimed at accelerating youth-led innovation, business ideas for enterprises in Malawi
- The African Development Bank (AfDB) implemented the ‘Jobs for Youth Project’
- The launch of the Financial Sector Development Strategy II (2017-2022) which increases the agricultural productivity and production, starting or expanding micro and small enterprises, thereby creating employment, increasing household income and smooth consumption.

Challenges

- The growth in Malawi's population and economy will create unprecedented infrastructure challenges;
- Electricity supply challenges poses a threat to the country's growth of industrialization drive, trade and infrastructure development;
- Transport and logistics costs are still high compared to many countries in the region, hence affecting productively and profitability;
- Malawi's MSME sector faces a lot of challenges that hinder its growth and development in the areas of access to finance, access to markets, infrastructure, policy and regulatory environment, bureaucracy, capacity in doing business and meeting quality standards, among others; and
- There is limited investment in innovation, research and development;



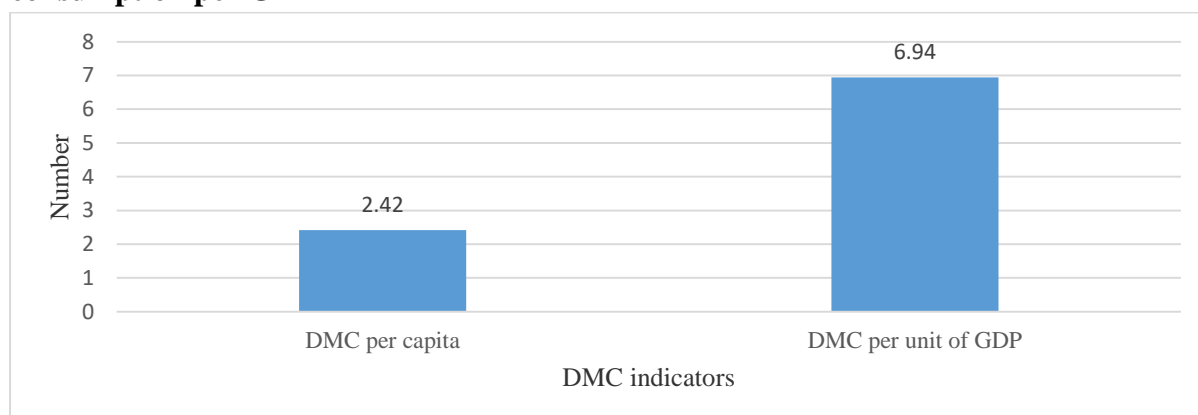
Goal 12: Ensure sustainable consumption and production patterns

Several targets in this goal are highly interlinked to many other goals namely, *Goal 2 – Zero hunger*: recovering just half of the food that is lost or wasted would be enough to feed the country. *Goal 3 – Good health and well-being*: the sound management and disposal of chemicals and all wastes will minimize adverse impacts on human health. *Goal 6 – Clean water and sanitation*: water efficiency will help meet water needs and responsible disposal of wastewater would water pollution and thereby reducing water borne diseases; *Goal 7 – Affordable and clean energy*: *energy efficiency* is a key contributor to achieving universal access to affordable energy services. Pollution of ambient air is a known determinant for NCDs such as cancers. *Goal 8 – Decent work and economic growth*: target 8.4 is to improve resource efficiency in consumption and production and decouple economic growth from environmental degradation. *Goal 11 – Sustainable cities and communities*: effective reduction and management of municipal and other waste is critical to reducing the adverse per capita environmental impact of cities. *Goal 13 – Climate action*: the integration of climate change measures into national policies, strategies and planning will impact on businesses, requiring them to be more energy efficient.

Domestic material consumption per capita, and domestic material consumption per GDP (12.2.2)

Figure 12.1 shows that as of 2010, Domestic Material Consumption (DMC) per capita is 2.4 and DMC per unit of GDP is 6.94. DMC quantifies the amount of materials directly used by the economy and is calculated as the amount of raw materials extracted locally adjusted for all physical exports and imports. The baseline estimates are based on the global material flows database, which is based on country material flow accounts from the European Union and Japan and estimated data for the rest of the world.

Figure 12.1: Domestic material consumption per capita and domestic material consumption per GDP



Source: Malawi National Accounts and Balance of Payment Report

Interventions for Goal 12

- Malawi is implementing the 10-year framework of programmes on sustainable consumption and production, which will, involve tackling waste, improving resource efficiency and encouraging sustainable consumption and production patterns.
- Malawi will increase demand for recycled goods and waste through investment in waste-to-energy projects.

Challenges

- Post-harvest losses and handling for total harvest are estimated around 13-15 percent at farm level in Malawi, these are a threat to food security, (IFPRI Discussion Paper series, and 2017).
- The impact of human activity and consumption on the environment is quite high. Charcoal burning and unsustainable farming systems such as shifting cultivation because high levels of deforestation.
- Poor waste management has remained a big challenge for most of the urban centers in the country for over a decade now

What to be done

- More sensitization, awareness and civic education campaigns and a communication strategy to consumption wastage, establishment and strengthening of village natural resource management committees (VNRMCs).
- Initiation of the environmental safeguards in the cities and urban areas
- Introduction of private players in waste and sanitation marketing, collection and recycling

KPA 5: Health and Population

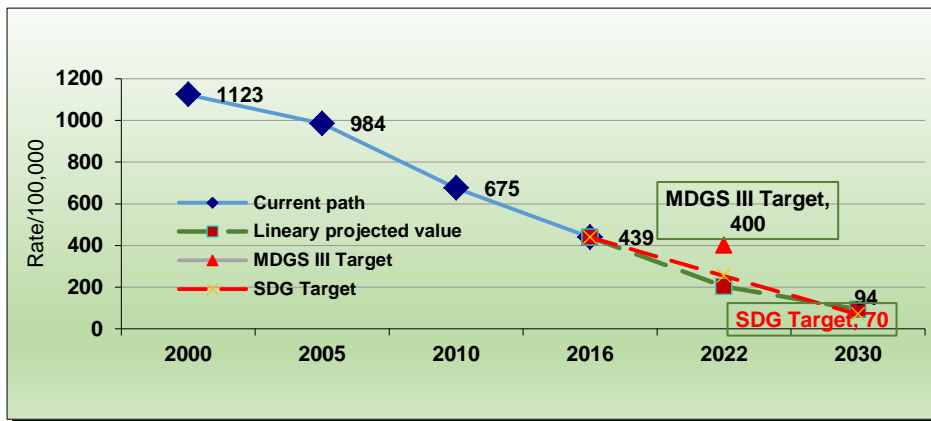


Goal 3: Ensure healthy lives and promote well-being for all at all ages

Indicator 3.1.1 Maternal Mortality Rate per 100, 000 live births

The maternal mortality for Malawi according to Figure 3.1 shows that maternal mortality has declined from 1123/100,000 livebirths in 2000 to 439/100,000 livebirths in (MHDS, 2016), 2016 representing 94.0 percent decline. Please note that there are no recent data after the 2015/16 DHS survey. Under this goal, Malawi is making moderate progress and on track considering that, the target for 2030 is less than 70 percent. The ministry of Health is promoting and enforcing the mainstreaming of quality management in the delivery of health care across the health system with a focus on handling maternal health issues.

Figure 3.1: SDG Indicator 3.1.1: Maternal Mortality Rate (Deaths/100,000 live births)

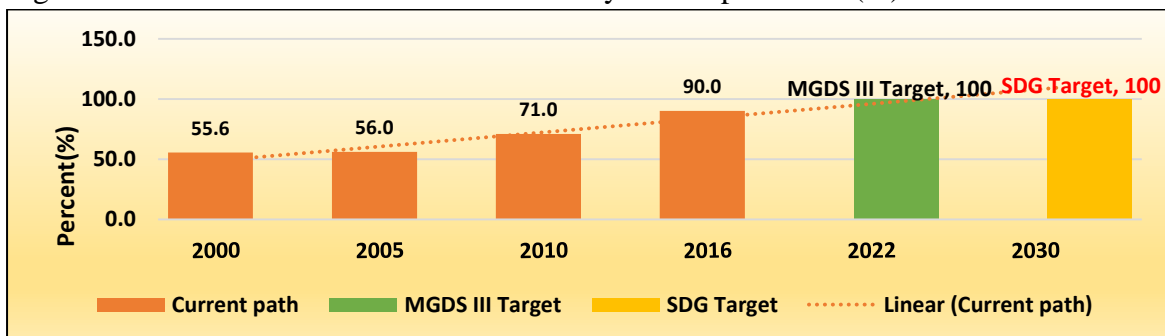


Source: NSO, MDHS Report, 2016

Indicator 3.1.2 Proportion of births attended to by skilled health personnel (%)

As shown in Figure 3 below, there is almost 50% increase in the proportion of births attended to by skilled health personnel indicated by the trend from 56 percent in 2000, 71 percent in 2010 to 90 percent in 2016. With the current growth rates, this SDG target is likely to be achieved.

Figure 3: SDG Indicator 3.1.2 Births attended by skilled personnel (%)



Source: MoFEPD, SDG Annual Report, 2018

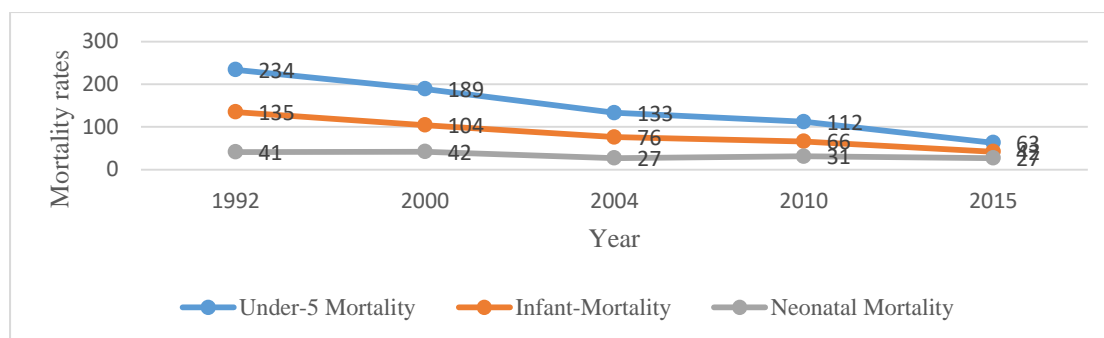
Indicator 3.2.1 Under-five mortality rate

The rate of under-five mortality in Malawi has declined from 189/1000 live births in 2000 to 63/1000 live births in 2016 representing 66.0 percent decline in under-five mortality over a period of 16 years. The country also shows a decline in infant mortality rate from 104/1000 live births in 2000 to 42/1000 live births in 2016. At the current decline rates the country is likely to achieve the SDG target for 2030 which is 25 deaths per 1000 live births.

Under-Five Mortality rate (3.2.1)

The graph below shows that all the childhood mortality rates are declining since 1992. This can be attributed to a number of interventions that the Malawi Government and its development partners have been implementing. The baseline values for under-five, infant and neonatal mortality rates are 63 percent, 42 percent and 27 percent, respectively.

Figure 3.1: Trends in early childhood mortality rates

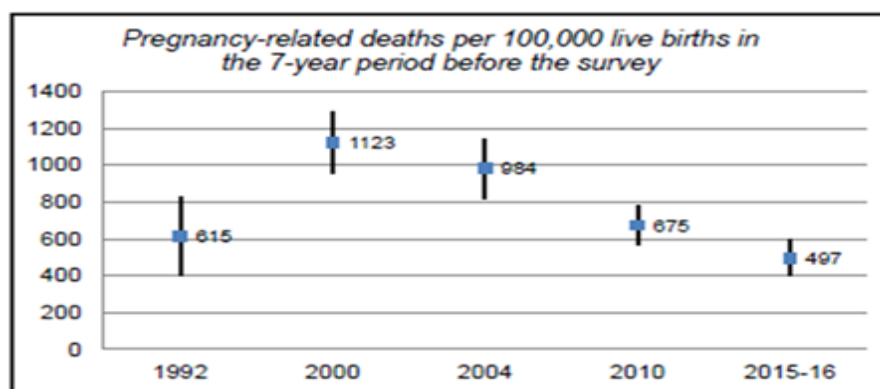


Source: MDHS (2015/16)

Maternal mortality ratio (3.1.1)

The MDHS 2015/16 estimated the pregnancy related mortality ratio with confidence intervals for current and previous MDHS surveys. The estimates show a steady decline in pregnancy-related mortality ratio in Malawi from 1,123 deaths per 100,000 live births in 2000 to 497 deaths per 100,000 live births in 2015/16.

Figure 3.4: Trends in pregnancy-related mortality ratio (PRMR) with confidence intervals

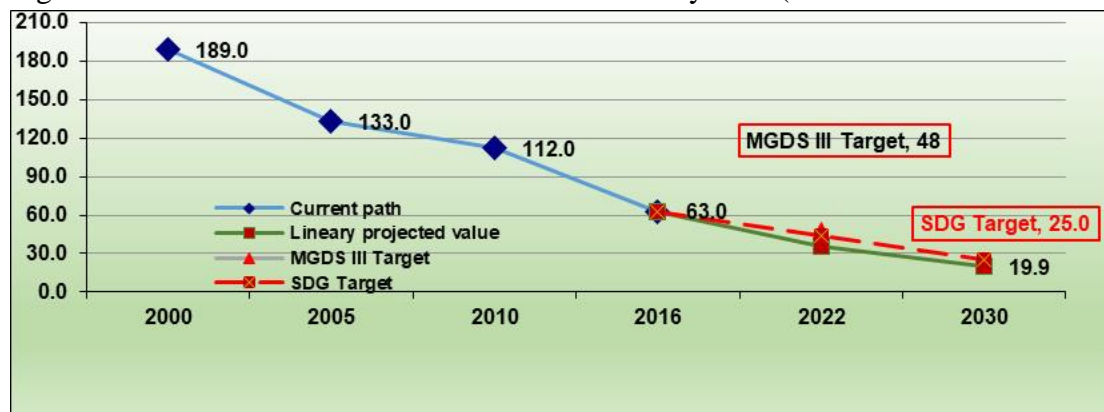


Source: MDHS (2015/16)

SDG indicator 3.2.1 Under-five Mortality Rate

The rate of under-five mortality (deaths per 1000) live births in the first 5 years has declined from 189 deaths per 1000 live births in 2000 to 63 in 2016 (Figure 3.3), this represents a 66.0 percent decline in under-five mortality over a period of 16 years. Infant mortality rate declined from 104 deaths per 1000 live births in 2000 to 42 in 2016. The under-five mortality rate SDG target for 2030 is 25. Nevertheless, at the current rates of decline path the country is likely to achieve this target

Figure 3.1: SDG Indicator 3.2.1: Under-five Mortality Rate (Deaths/1000 live birth

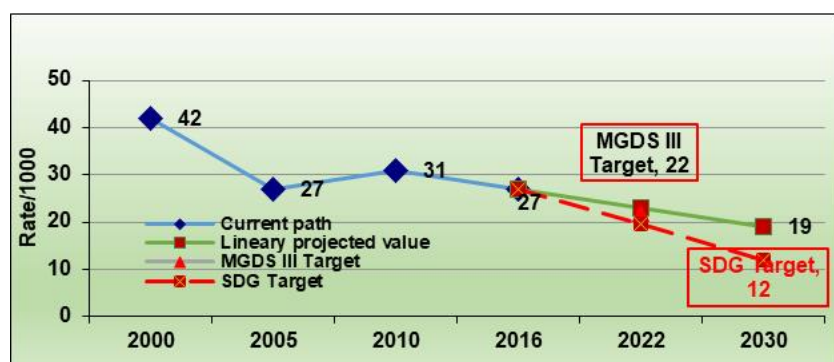


Source: NSO, MDHS Report, 2016

Indicator 3.2.2 Neonatal mortality rate

There is slow decline in neonatal mortality rate in Malawi as indicated by the trend from 41/1000 births in 2000 to 27/1000 births in 2016. The country is on track to reach the SDG target of 12 deaths per 1000 live births however there is need of extra effort to meet the target as shown in figure 3.4 below.

Figure 3.2: SDG Indicator 3.2.2: Neonatal Mortality Rate (Deaths/1000 live births -28 days period)



Source: NSO, MDHS Report, 2016

Interventions under Goal 3

The following are some of the government interventions taken to reduce poverty;

- i. Essential Health Package (EHP) interventions are implemented through a five-year Health Sector Strategic Plan (HSSP II) which provides the policy direction for health in Malawi to address inequity factors so that all children, adolescents and women have access to quality health care and services necessary to fulfill their rights to survival, development, protection and participation.

Challenges

- i. High maternal and neonatal mortality
- ii. Distance to the health facility.
- iii. Lack of medical equipment, infrastructure and health workers attitude.
- iv. Culture and lack of decision making power within households.

Case Study: Ministry of Health in Malawi on track to eliminating trachoma as a public health problem in Malawi

Malawi has been known to be endemic for trachoma since the 1980s. Malawi is a member of the WHO Alliance for Global Elimination of Trachoma by 2020. The Trachoma Control Programme was launched in 2011 to implement the SAFE strategy and it was implemented by the Government and a consortium of non-governmental organisations, the leading one being Sight-savers. Prevalence surveys conducted in 2008 in two districts (Chikhwawa and Mchinji) in Central and Southern regions, revealed that the prevalence of trachoma was at a level to be considered a public health problem in Malawi. To contribute to the achievement of the mission of the MOH, Malawi therefore decided to actively address trachoma starting with the surveyed districts through the multi-sectoral SAFE strategy, and recommended by WHO to achieve Global Elimination of Trachoma by the year 2020 (GET2020). Later on trachoma mapping was done in the rest of the endemic districts.

Malawi came up with a trachoma elimination action plan whose aim was to achieve the *VISION as 'A Malawi free of blinding trachoma' and the Mission as 'To contribute to the achievement of the mission of the Ministry of Health by leading in the elimination of blinding trachoma by 2020 using the SAFE strategy'*.

In 2014, Malawi benefited from the support of The Queen Elizabeth Diamond Jubilee Trust to undertake interventions aimed at eliminating trachoma as a public health problem. At the time, it was estimated that there were about 8.2 million people living in areas at risk of trachoma.

Malawi used the WHO-recommended SAFE strategy consisting of surgery (S), antibiotics (A), facial cleanliness (F) and environmental improvement (E) interventions. The antibiotics component of the SAFE strategy aimed at reducing the prevalence of active trachoma while the surgery component provides corrective surgery to people with the blinding stage of the disease. Facial cleanliness and environmental improvement interventions help to reduce rates of transmission and are critical for the sustainability of trachoma elimination.

The trachoma programme was implemented from April 2014 to March 2019 by Ministry of Health and a consortium of NGO partners led by Sight-Savers, other partners in collaboration with the Ministry of Health and the Department of Water. The interventions were implemented

by MoH in 17 districts with 7 priority districts as most endemic areas needing full 'SAFE' interventions and 10 other districts needing surgeries for trichiasis. The results are as follows:

Surgery: Over 6,100 Trachomatous Trichiasis cases managed

Antibiotics: Over 12.9 million azithromycin treatments administered

Facial cleanliness:

- 729 villages integrating facial cleanliness into WASH practices
- 253 schools integrating facial cleanliness in the school WASH programme
- 56,262 hand/face washing facilities installed in households
- 2,026 Hand/face washing facilities installed in schools

Environmental improvement

- CLTS/SLTS guidelines adapted leading to CLTS+ and SLTS+
- 30 WASH partners integrated trachoma in their programming
- Trachoma messaging in the National Sanitation and Hygiene Strategy.
- 313 villages certified ODF using the CLTS+ protocol
- 79 schools certified ODF using the SLTS+ protocol

To monitor the effectiveness of the SAFE interventions, prevalence surveys have been conducted in Malawi, the latest of which were conducted in 2019. The survey results show that all previously endemic districts are now below threshold for both TT and TF meaning trachoma is no longer a public health problem in Malawi, and can be managed within the existing health care structure.

Importantly, the trachoma interventions were undertaken within national health systems and integrated into national priorities, contributing to health system strengthening through the building of knowledge, skills and capacity of various actors. Malawi is now in the final stages, with support from Sight Savers, of completing the final surveillance surveys and finalising the dossier to be submitted to the WHO for validation of elimination of trachoma as a public health.



Goal 6: Ensure availability and sustainable management of water and sanitation for all

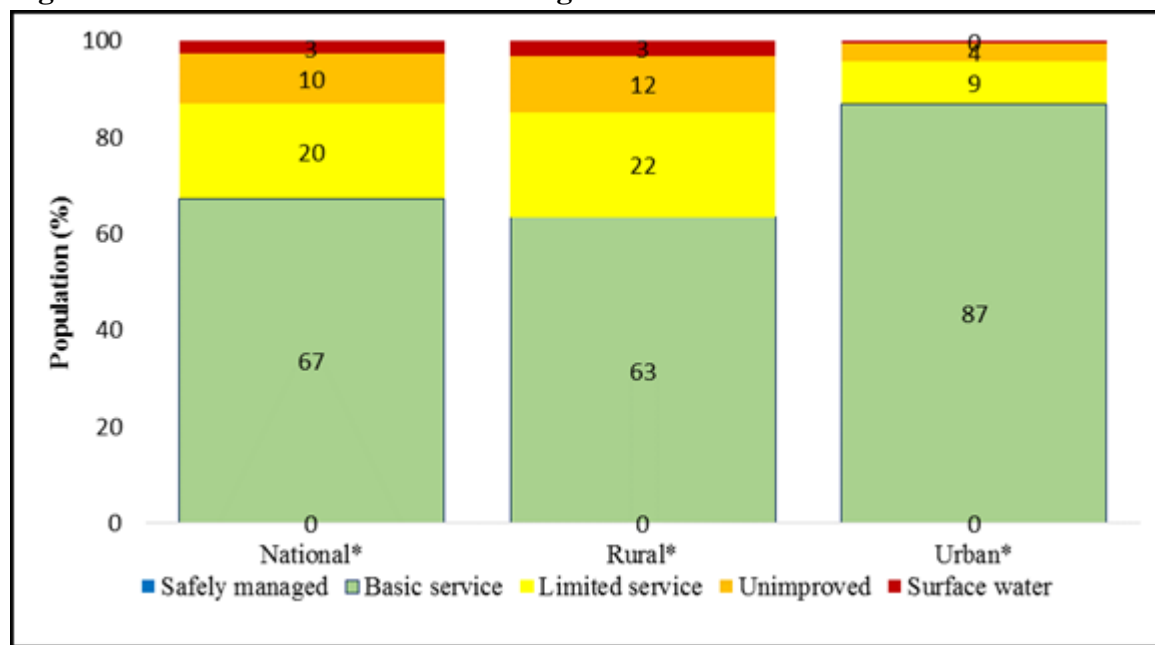
Indicator 6.1.1 Proportion of population using improved drinking water service

The number of households with access to improved water sources has increased significantly from 47.0 percent in 1990 to 90.0 percent in 2016 exceeding the Millennium Development Goal target of 74.0 percent. Safely managed water supply is the source, which is located on premises, available when, needed and free of faecal contamination. In Malawi, about 67.0 percent of the population are using basic services of water and 20 percent limited services

depicted. When compared to the Sub-Saharan Africa region average of 24.0 percent Malawi is showing progress on this target.

The MDHS Report (2015/16) and the WHO/UNICEF Joint Monitoring Programme for Water Supply, Sanitation and Hygiene estimated the drinking water ladder as depicted in Figure 6.1:

Figure 6.1: Shows the estimated drinking water ladder



Source: MDHS (2015), WHO/UNICEF Joint Monitoring Programme (2016)

Proportion of population using improved sanitation facilities (6.2.1);

Safely managed sanitation services

Hand washing with soap is widely agreed to be the top hygiene priority for improving health outcomes. In 2008 and 2009, the Joint Monitoring Programme (JMP) supported a review of indicators of hand washing practice, and determined that the most practical approach leading to reliable measurement of hand washing in national household surveys was observation of the place where household members wash their hands and noting the presence of water and soap (or local alternative) at that location. This provides a measure of whether households have the necessary tools for hand washing and is a proxy for their behaviour. Observation by survey enumerators represents a more reliable, valid and efficient indicator for measuring hand washing behaviour than asking individuals to report their own behaviour¹.

Indication 6.2.1 Sanitation

In Malawi 42 percent were using safely managed sanitation services and only 6 percent continued to practice open defecation. Malawi adopted the Community Led Total Sanitation (CLTS) in 2008 to make country Open Defecation Free (ODF) by promoting sanitation in the communities. As depicted in table 6.3 about 42 percent were using safely managed sanitation services. In 2015, about 6 percent of the population continued to practice open defecation

Table 6.1: SDG-Indicator-6.2.1-Access to safely managed sanitation (%)

Malawi	Sanitation		
	National	Rural	Urban
	2015	2015	2015
Safely managed	-	-	-
Basic service	42	41	47
Limited service	25	22	39
Unimproved	26	29	12
No service	6	7	1

Source: MDHS, National Statistical Office, JMP, 2017

Indicator 6.2.1 Hygiene

Only 10 percent of households have a basic hand washing facility in Malawi and it is priority indicator for global monitoring of hygiene under the SDGs.

Table 6.2: SDG-Indicator-6.2.1-Handwashing Facility (%)

Malawi	Hygiene		
	National	Rural	Urban
	2015	2015	2015
Safely managed	-	-	-
Basic service	10	8	18
Limited service	75	75	76
Unimproved	-	-	-
No service	15	17	7

Source: MDHS, National Statistical Office, JMP, 2017

Interventions

- i. National Water Policy Vision is ‘water and sanitation for all, always’ was established and its goal was to increase the population of households with an improved water source within a

radius of 500 metres in rural areas and percentage of households whose average total time to collect drinking water is less than 30 minutes for a round trip.

- ii. National Sanitation Policy was established with the goal to achieve universal access to improved sanitation, adoption and use of safe hygiene practices while ensuring sustainable management of the environment for the country's socio-economic growth and development.

Challenges

- i. Low functionality of boreholes and gravity water schemes is prevalent, with an estimated 25.0 percent of water points not working at given time.
- ii. Environmental and catchment degradation, dwindling of water resources due to climate change, inadequate production capacity of water due to increased water demand and limited financial resources.
- iii. Chronic staff shortages in WASH sector.

KPA 6: Other Development Areas

The MGDS III has 5 priority areas which have been mapped to SDGs. In addition, these have taken on board other areas cross cutting areas such as environment and climate change; gender and youth activities and citizen participation. The choice of the KPAs also was based on the fact that they will have a great impact on each other and other areas not specifically mentioned. As such the other development areas include areas that are cross cutting and those that need emphasis although they may have already been taken on board in The KPAs. This will make sure that tracking progress in these areas is also successfully done.



Goal 10: Reduce inequality within and among countries

Indicator 10.1.1 *Growth rates of household expenditure or income per capita among the bottom 40 percent*

The growth rates of household expenditure or income per capita among the bottom 40 per cent of the population and the total population was 0.13 percent in 2014. The lowest 40 percent of the population hold only 15% of income and the highest 20 percent hold 52 percent of income (2010, IHS).

In addition to that, the inequality is still acute and rooted. The Gini coefficient was estimated at 0.43 in 2014 from 0.46 in 2010. One of the main causes of income inequality is inequality within households, including between women and men.

Gender inequality continue to persist and the Malawi Gender Index is estimated at 0.63. Only 11 percent women are in executive, 13 percent of the judiciary and 17 percent of the legislature

are women compared to the regional average of 24 percent. The AU Agenda 63 and 2030 Agenda targets a parity at 50:50.

Indicator 10.3.1 Proportion of the population reporting having personally felt discriminated against or harassed within the previous 12 months

The Proportion of population reporting having personally, felt discriminated against or harassed in the previous 12 months on the basis of a ground of discrimination prohibited under international human rights law was 15.9 percent in 2014, (MoJCA, 2016)

Indicator 10.4.1 Labour force GDP

Labour share of GDP, comprising wages and social protection transfers was estimated at 6.5 percent in 2015 (MoFEPD, 2018)

Interventions under Goal 10

The following are some of the government interventions taken to help in Industry Innovation and Infrastructure

- Malawi's taxation and transfer system, and public spending on education, health and employment services aim at reducing income inequality, redistributes resources between Malawians and plays a large role in ensuring equal opportunity and reducing inequalities of outcome
- Inequality and Human Rights interventions in implementation of the MGDS III

Challenges

- Up to 30 percent of income inequality is due to inequality within households, including between women and men
- In societies where inequality is high the effectiveness of governance to deliver on outcomes is weakened structurally resulting in a more inefficient allocation of resources and further entrenchment of existing inequalities over time
- There are still disparities in access to quality care between rural and urban areas despite overall declines in maternal mortality

What should be done?

- The government and all stakeholders need to increase its allocation of the resources towards sectors and social protection programs
- Introducing some initiatives such as free primary, secondary education and free health care for universal access to social services
- Need for equity enhancing redistribution policies i.e. investments that equalize opportunities through investment in public goods and services such as health, education, unemployment



Goal 14: Conserve and sustainably use the oceans, seas and marine resources for sustainable development

Malawi is one of the countries in the Southern Africa region with natural resources suitable for aquaculture. The country has been promoting aquaculture practices considering the depletion of fish stocks in Lake Malawi and its contribution to the economic growth. The subsector attracts both small-scale farmers as well as large commercial farmers. Analysis of fish catch and aquaculture data shows that production has been on the increase, annually since 2013/14 season (Economic Report, 2018).

Policies and Programmes

The Fisheries and Aquaculture Policy (2016) guide the Fisheries sector. The sector also launched the National Fisheries Aquaculture Research Agenda, which will guide all local and international researchers and the National Fisheries and Aquaculture Communications Strategy to help guide how to spread messages for fishers, fish farmers, traders, processors and other players.

Indicator 14.4.1: Capture Fisheries (metric tonnes)

Fishing in Malawi is composed of capture fisheries, aquaculture, and aquarium trade sub-sectors. The national fish catch statistics from all water bodies show that total fish production increased from 157,268 metric tonnes in 2016 to 199,454 metric tonnes in 2017, representing a 26.8 percent increase. In 2017, Lake Malawi alone registered a total fish landing of 188,345 metric tonnes, when artisanal and commercial production figures are combined.

Aquaculture production increased by 3.7 percent in 2014/15; 4.5 percent in 2015/16; and 9.7 percent in 2016/17. While the consistent increase in national aquaculture production is encouraging, the growth rate is far below the required rate if the NAIP production target of 20,000 metric tonnes is to be achieved by 2021.

Indicator 14.7.1: Sustainable fisheries as a percentage of GDP

The sustainable fisheries as a percentage of GDP in 2018 were estimated at 1.6 percent (Economic Report, 2018). The fisheries sector indirectly employs over half a million people who are engaged in ancillary activities, such as fish processing, fish marketing, boat building and engine repairs. The industry supports over 1.6 million people and makes a substantial contribution to their livelihoods.

Malawi also exports fish to other parts of the world like Japan, USA, the UK and other countries. The other category, though not very prominent is sport fishery where people do angling for fun and competitions as part of tourism.

Challenges that may hinder attainment of SDG 14

- What happens on upland and within catchments, impacts on the lake and rivers hence on biodiversity and normal ecological processes? It is difficult for Malawi; with its present large population, size of relatively poor people in a natural resource-based

economy has led to ever-increasing environmental challenges that negatively influence the water bodies and land.

- The tradeoffs from siltation and low water levels because of catchment area mismanagement also affect hydro electricity generation down the shire river. Ultimately the availability of drinking water and sanitation.
- Despite the increase in fish production, there is notable depletion fish stocks with notable declines already observed in Chambo species this is due to overfishing and reduced water levels that affect fish recruitment and breeding.

Other systemic challenges include;

- Inadequate support of infrastructure for fish landing, processing and marketing along the fish value chain.
- There is high non-compliance of regulations by the fishermen. However, the substandard fleets of vehicles and patrol speedboats in most field stations have resulted in high operation and maintenance costs of monitoring and inadequate enforcement of fisheries regulations.
- Unavailability of quality fish feed and limited participation of private sector investment in aquaculture. Fish farmers are importing feed from Zambia and they are worried about the 16.5 percent VAT on feed, which leads to increased cost.
- Lack of hatcheries, breeding grounds for fish, thereby affecting availability of fingerlings, which farmers can access to raise in their ponds.

Selected interventions under SDG 14?

- An important catalytic and direct intervention in the management of the fisheries will be the catchment management processes upstream. Particular attention need to be paid on the causative factors of sedimentation that includes, deforestation, poor agricultural practices, biomass burning and climate change.
- Malawi needs to promote and sustain aquaculture, which has potential to grow as the country has suitable land for aquaculture. Most importantly, Lake Malawi, which is a large water body, can stock fish cages.
- The need to promote area specific fishing by-laws to protect fish and sustainably use the resources with the interest of the underserved communities.



Goal 16: Promote peaceful and inclusive societies for sustainable development, provide access to justice for all and build effective, accountable and inclusive institutions at all levels

Indicator 16.1.1P: Existence of independent national human rights institutions in compliance with the Paris Principles.

The country has already met its target since there is existence of an independent national human rights institution, the Malawi Human Right Commission (MHRC) in compliance with the Paris 21 Principles.

Indicator 16.1.1P: Number of victims of intentional homicide per 100,000 population, by sex and age

The country is likely to meet 2 targets namely; 16.1 and 16.8. Under target 16.1: the number of victims of intentional homicide per 100,000 population of intentional homicide in 1.78 is very low and close to the target of Zero. Under target 16.8, Malawi is a signatory and has voting rights in a number of international cooperation agreements and multilateral trade agreements inter alia, United Nation General Assembly, African Development Bank, African Union, SADC, COMESA amongst others.

Indicator 16.9.1P: Proportion of children under 5 years of age whose birth have been registered with a civil authority by age.

Malawi has partially met 2 targets under target 16.9 the country has started providing a unique national identity for all Malawians aged 16 and above.

Indicator 16.10: Adopting and implementing constitutional, statutory and/or policy guarantees for public access to information

The country has adopted and is implementing a constitutional, statutory and/or policy guarantee for public access to information through the access to information bill enacted in 2017

Challenges that may hinder attainment of SDG 16

Police

- The overall Police-population ratio in the district is 1:3745 meaning that about 72 percent of the population is lacking proper police services. This is far below the recommended ratio of 1:500 Police population ratio. At this ratio, the population would require a total number of 36,000 officers to meet the recommended requirement. This result into a low crime detection rate estimated at 12 percent in 2016.
- Due to this problem of inadequate personnel, people are still travelling long distances in order to access police services and this leads to numerous cases remaining unreported.
- Dilapidated condition of most of office buildings especially Police Units require urgent rehabilitation or construction of new office blocks.

Judiciary

- Access to justice is still a challenge as evidenced by that low percentage in people accessing justice delivery institutions, which are estimated at only half of the population was 51 percent.
- The population that uses the (formal) justice system was estimated at 60 percent in 2014 and the percentage of the population that used the (informal) justice system was estimated at 25 percent (MoJCA, 2014).
- The root cause of this low access and coverage is due to the shortage of law and justice officers at all levels. The challenge is most prevalent in districts where on average there is

only a single magistrate in a district against a backdrop of several cases in the sub district areas thereby denying access to justice.

Corruption

- Whilst there have been reforms in addressing corruption, progress is still low. According to the Corruption Perception Index report 2018, 70 percent of citizens that explain cause and effects of corruption, and only a third of the population (36 percent) feel that the fight against corruption as effective.

Public sector reforms

- Malawi embarked on public sector reforms as way of addressing bottlenecks in service delivery. A number of achievements have been recorded in changing the coordination and implementation of selected sectors including parastatals and local governance councils. It is also vital to maintain a range of critical reforms intended to break the cycle of inefficiencies in public service delivery.
- Another key challenge that affects service delivery and accountability is the lack of adequate technical capacity because of high staff turnover in district councils. In this regard, there is high potential of scaling up program activities if the reforms programme receives adequate support.
- Government departments, development partners and NGOs need to provide safe spaces for their staff to critique dominant approaches to service delivery, as part of an adaptive learning process and consider good practices from community based approaches and or context-specific solutions.

Interventions selected under SDG 16?

- There is need to systematically strengthen the financial and economic governance challenges to maximize efficiency and effectiveness of limited public resources. Public sector reform is key including strengthening performance management and merit-based HR management systems.
- Citizen empowerment (i.e. leaving no one behind) and Access to public information is critical to achieving SDGs. This therefore focuses on the role of civil society and private sector in data provision which is a serious challenge leading to under-reporting of some key progress in some sectors.
- In order to overcome the challenges expounded above, the Justice and Democratic Governance sector needs to decentralize some activities to reach out to people far from the central and regional offices.



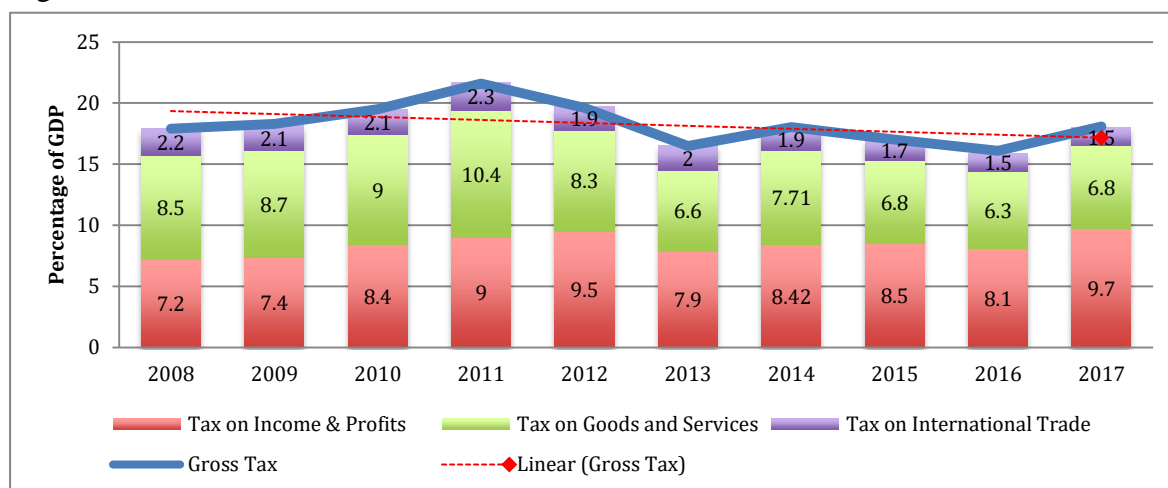
Goal 17: Strengthen the means of implementation and revitalize the global partnership for sustainable development

Indicator 17.1.1: Total government revenue as a proportion of GDP, by score

The Total government revenue as a proportion of GDP declined in the year 2018 and stood at 22.0 percent compared to 23.3 percent in 2016. The decrease was on account of reduction in disbursements of grants from 3.5 percent in 2017 to 2.4 in 2018.

Tax revenues have significantly grown in nominal Malawi Kwacha terms over the past ten years.

Figure 17.1: Tax Revenue Outturn, 2008 to 2017



Source: Ministry of Finance, 2018

Indicator 17.1.2: Proportion of domestic budget funded by domestic taxes

SDG 17.1.2 The Proportion of domestic budget funded by domestic taxes has marginally improved amounting to 18.6 percent of GDP compared to 18.0 percent of GDP in 2017.

Tax revenue in Malawi derives from both direct taxes, such as taxes on personal income and corporate profits, and indirect taxes, such as Value Added Tax (VAT) and customs duties. At a disaggregated level, domestic taxes, comprising taxes levied on profits and goods and services constitute the bulk of tax revenues (89%) with international trade taxes (10%) and other taxes (1%) making up the balance.

Indicator 17.2.1: Net ODA, as a proportion of (OECD) Development Assistance Committee donors' to (GNI)

Table 17.1: Comparative ODA per capita (2015)

Country/Group	USD per capita	Proportion of GNI
Malawi	59.71	17%
HIPC Average	51.38	6%
LDC Average	44.94	5%
SSA Average	45.62	3%

As a landlocked least-developed

opened country in Sub-Saharan Africa, Malawi stands out as one of the most aid dependent countries in the world. As depicted ODA received by the country in 2015 was almost USD 60,

representing 17 per cent of Malawi's GNI. This is well above averages for (HIPCs), (LDCs), and Sub-Saharan African countries

Indicator 17.6.1: Number of science and/or technology cooperation agreements and programmes between countries

Technology: The number of science and/or technology cooperation agreements and programmes between countries and infrastructure for science and technology is relatively weak and unlikely to be met.

Indicator 17.6.2: Fixed Internet broadband subscriptions per 100 inhabitants

Fixed Internet broadband subscriptions per 100 inhabitants, by speed was estimated at 18 percent in 2014 (MACRA Survey) against a target of 100, it is therefore unlikely to be met.

Indicator 17.8.1: Proportion of individuals using the internet

The proportion of individuals using the internet was estimated at 9.3 in 2016 against a target of 100 and unlikely to be met.

Indicator 17.9.1: Dollar value of financial and technical assistance (including North-South, South-South and triangular cooperation) (USD million)

Capacity building: Dollar value of financial and technical assistance (including through North-South, South South and triangular cooperation) committed to developing countries was estimated at USD million 116.33 in 2017. (World Bank Development Indicators, 2018).

Indicator 17.10.1: Weighted tariff-average

Trade: Worldwide weighted tariff-average for Malawi was estimated at 13.6 percent in 2015 against a world average of 16 percent therefore unlikely to be met.

Indicator 17.11.1: Malawi's share of global exports

Malawi's share of global exports was 1 percent in 2017, (World Bank Development Indicators, 2018), against a target of 2 percent in 2022 (MGDS III, 2017) showing moderate progress.

Indicator 17.14.1: Mechanisms in place to enhance policy coherence of sustainable development

Policy and institutional coherence: Malawi has no Macroeconomic Dashboard however it has mechanisms in place to enhance policy coherence of sustainable development (17.14.1) through the newly established National Planning Commission (NPC) that aims to promote policy coherence and coordination albeit not yet functional.

Indicator 17.15.1: Extent of use of country-owned results frameworks and planning tools by providers of development cooperation

Extent of use of country-owned results frameworks and planning tools by providers of development cooperation is on track through the MGDS III results monitoring and evaluation and reporting. In addition, the Performance Contracts monitoring system by (OPC). This indicator is therefore already met.

Indicator 17.16.1: Reporting progress in multi-stakeholder development effectiveness monitoring frameworks that support the achievement of the sustainable development goals

Multi-stakeholder partnerships: Similarly, there is a Development Cooperation Strategy and sector specific MOUs with development partners e.g. the Common approach to the budget support (CABS) and reporting on the Busan framework of monitoring.

Regarding 17.17.1, The Malawi Development Finance Assessment (DFA) Report (2018)⁶ observes that the non-governmental and philanthropic sector currently contributes significantly to Malawi's humanitarian and development financing. This underscores the fact that there are significant resources being channeled outside national budget but are key in attainment of SDGs thus need to be taken into consideration in monitoring SDGs progress.

Data, monitoring and accountability: Data availability and quality are still a challenge especially administrative data. For example, 17.18.1, the proportion of sustainable development indicators with full disaggregation is still a huge challenge especially disability data. However, Malawi has made strides through 17.18.2; the country has a national statistical legislation (The National Statistical Act, 2009) and has a National Statistical System Strategic Plan that complies with the Fundamental Principles of Official Statistics. Finally, 17.19.2a, the country has regularly conducted at least one.

Challenges that may hinder attainment of SDG 17

- Implementation of SDGs will heavily rely on local mobilisation of resources. The proportion of domestic budget funded by domestic taxes is still low thereby leading to overdependence of some sectors on donor financing such as health.
- With regard to cooperation, coordination and coherence of policies, Development planning in Malawi has been a challenge once new regimes are ushered into office. In addition, party manifestos are not aligned to the national and global development agendas.
- Data for reporting MGDS III progress and SDGs are still a challenge.

Selected interventions under SDG 17

- With respect to policy and institutional coherence and Multi-stakeholder partnerships, there is need for reconstituting SDG committees at all levels, such as a functional steering committee on SDGs comprising Government, Political party leaders, Development Partners (DPs), Civil Society Organizations (CSOs), academia, private sector, think tanks and media.
- The Steering committee should ensure effective functioning of existing structures at all levels and the appropriate information sharing and reporting lines amongst these structures.
- Lessons could be learnt from the MDGs era when there were such a committee and currently there is a Government -led initiative to conduct a Zero Hunger and Malnutrition Strategic Review (ZHMSR) under the leadership of the Former Vice President, Dr. J.C Malewezi, in order to identify recommendations to fast track action towards achieving SDG 2 by 2030.

- There is need to constitute a Parliamentary Committee on SDGs implementation. Such coordination structures could lead to sustainability of development programmes beyond political regimes.
- There is need to enhance the roles of Local Government/local communities by ensuring government is committed to the decentralization process and fiscal devolution in particular by making sure that plans and priorities generated through the local government structures such as District Development Plans (DDPs), Village and Area Development Committees (VAPs and ADP) are funded.

10.0 Means of implementation

10.1 General Modalities for SDG implementation

Due to the nature of the Sustainable Development Goals (SDGs), delivery mechanisms require that participation from a wide range of stakeholders and sufficient financing towards development activities is enhanced at both national and subnational levels. The Malawi Government established its commitment to the implementation of the SDGs through the integration of the SDGs into the National development planning framework through the Malawi Growth and Development Strategy (MGDS III). This arrangement went down to the local councils where the SDGs were mainstreamed into the district and city development plans, and community planning Units. To ensure successful implementation of the national development plans which took on board the SDGs, various modalities have been put in place.

The Malawi government has domesticated the SDGs using the Malawi Growth and Development Strategy (MGDS) III and has aligned the 17 goals to the key priority areas outlined in the MGDS III. Therefore, the national budget has been used as a means of financing the SDGs as it finances the implementation of MGDS III. Historically, the MGDS III and SDGs were coded into the budget using activity codes since the government was using output-based budgeting. However, the budgeting framework has migrated towards programme-based budgeting that will code the MGDS and SDGs using the Key Priority Areas outlined in the MGDS III. The 2020/21 budget has followed this format. As a rule, all sectors, ministries, departments and agencies of government have aligned their strategic plans and budgets to the MGDS III and SDGs which makes prioritising the SDGs an easy endeavour.

As stated, the Malawi government is using the national budget to finance implementing of the SDGs, using the allocations to various ministries, sectors and local authorities. Using Key Priority Areas in both MGDS III and its predecessor strategy the MGDS II, resources were allocated to sectors corresponding to the goals in the SDGs. Some sectors are crosscutting in nature, meaning that interventions in the various sectors and on KPAs results in resources being allocated to various Goals. For example, the MGDS III KPA of Agriculture, Climate Change Management cuts cross through goals, 1 through 7, goals 11, and 13 through 15.

10.2 Public Finance Management (PFM) System

The PFM Rolling Plan is assisted in ensuring alignment of public finance management reforms to national development goals to ensure optimization of their impact on economic growth

through implementation of pertinent reforms in thematic areas of: planning and budgeting; budget execution; monitoring and reporting and budget oversight. The Rolling Plan also includes the PFM institutional framework to ensure Government is up to date with global trends on PFM matters. Recently, the PFM Division Published its latest version of the PFM Rolling Plan to guide programs across various PFM sectors in the implementation of reforms in those sectors. Although the official publication of the PFM rolling plan was in the 2019/2020 financial year, it has guided reform programs in the areas of Financial Management, Procurement Management, and Parastatal Financial Management.

Furthermore, Government is on course to complete the review of the Public Finance Management Act (PFMA) of 2003. This review will enhance the Act by among other things extending the mandate of the Secretary to the Treasury, in the Ministry of Finance, Economic Planning and Development, to implement sanctions on non performing controlling officers. The Act will also establish some key offices and mandate them to take appropriate action on PFM malpractices within their jurisdiction. The review will also strengthen the PFM Act and make it more robust to address the emerging challenges related to public finance management.

In its drive to ensure controlling officers are properly guided in the process of implementing the PFM Act and in the spirit of ensuring that there is strict adherence of the Act, Government is also in the final stages of reviewing Treasury Instructions based on the PFM Act of 2003. Among other thing, the review addresses the gaps emanating from emerging issues since it was last reviewed in 2013. At an appropriate time when the new PFM Act is in force another review will be conducted to align it with the additional provisions of the Act.

Implementation of the Dividend and Surplus Policy

Recognizing that the PFM Act of 2003 does not clearly stipulate levels of dividends and/or surpluses government commercial and non-commercial parastatals would remit to the consolidated account, the development of a Dividend and Surplus policy has assisted to provide guidance on the same. In the year 2019/2020, a dividend policy was approved by government for immediate implementation by all parastatals. All parastatals are therefore bound to remit dividends and surpluses in accordance with the applicable threshold in their category.

Risk Management Framework for Parastatals

The Government continues to employ measures aimed at mitigating potential risks to the national budget posed by contingent liabilities resulting from the activities of State Owned Enterprises. To that end, Government recently developed guidelines for the issuance of parastatal guarantees, indemnities, letters of consent and comfort to guide borrowing by the parastatals. Furthermore, Government is in the process of developing a risk management framework for parastatals to further enhance risk mitigation efforts in the parastatals.

Parastatal Financial Management Oversight Framework

The Government recognizes the need to improve oversight of the statutory bodies in Malawi. To that effect, the division performance monitoring function within the Ministry of Finance, Economic Planning and Development with regard to both financial and service delivery of the parastatals. To support this function, a parastatal monitoring framework was recently developed and will be synchronized with a web based data bank for all the parastatals. This will provide a platform where all stakeholders can share information and track progress on key financial and service delivery indicators.

Internal Audit and Compliance

Through the World Bank IDA funded Governance to Enable Service Delivery project, Government of Malawi is in the process of implementing the PFM Rolling Plan to provide technical and financial support to the Central Internal Audit Unit to build capacity of Internal Audit functions of Local Councils so that they have requisite human resources and capacities to conduct internal audits. The CIAU will capacitate already existing internal auditors with audit skills and also train newly employed internal auditors that will be recruited through the staff recruitment and rationalization exercise which is currently under way. In addition, the CIAU will support revamping internal audit structures responsible for accountability functions in the councils including Audit Management Committees to ensure there is a working audit function at every council.

Revenue mobilization

In an effort to widen the government revenue base, the Government is implementing the PFM Rolling plan identified and directed technical, equipment and financial support to review tax policies for possible inclusion of informal sector taxation on taxable income. It is expected that Government will improve the level of tax income and may eventually lessen the tax burden on the current taxable goods and services.

10.3 Domestic Revenue Performance

Government continued implementing its policies aimed and sustaining and entrenching macroeconomic stability. This, buttressed with efforts on the monetary policy front, has resulted into a continuing decline in the inflation rate, stable exchange rate and a relatively higher economic growth in 2018/19 fiscal year compared with other countries in the region. Revenue underperformed in 2018-19 fiscal year due to poor disbursements of grants and uncertainty towards the election period that affected performance of tax revenue against their projections. However, compared to performance registered in 2017-18 fiscal year of 19.96 percent of GDP, revenue recorded a slight and insignificant decline in 2018-19 fiscal year to 19.95 percent of GDP. Taxes and other revenues performed below the levels registered in 2017-18 fiscal years. Taxes declined to 17.25 percent of GDP from 17.41 percent of GDP recorded in 2017-18 fiscal year, while other revenues registered a decline from 1.14 percent of GDP in 2017-18 fiscal year to 0.65 percent of GDP in 2018-19 fiscal year.

Government received Catastrophe Draw Down Option (Cat DDO) budget support grants to support the country's response to disaster related risks including the Herrerican Idai. This facilitated the improvement in the performance of grants from 1.42 percent of GDP in 2017-18 fiscal year to 2.05 percent of GDP in 2018-19 fiscal year. Government spent within the target set at the beginning of the 2017-18 fiscal year. Expenditure declined from 26.03 percent of GDP recorded in 2017-18 fiscal year to 25.75 percent of GDP in 2018-19 fiscal year. This was also lower than the anticipated level of 27.89 percent of GDP set at the beginning of the fiscal year. The low performance recorded in expenditure was attributed to a drop in performance of net acquisition of non-financial assets which recorded a performance of 5.01 percent of GDP against the projected level of 5.97 percent of GDP. Despite this being the case, the performance is an improvement from 4.59 percent of GDP recorded in 2017-18 fiscal year.

This performance was attributed to improved performance in both domestically financed and foreign financed acquisitions of non-financial assets. Expenses, despite election-related pressures on the other hand, registered a decline from 21.44 percent of GDP registered in 2017-18 fiscal year to 20.74 percent of GDP in 2018-19 fiscal year. The performance of revenue and expenditure in 2018-19 fiscal year translated to a net borrowing of 5.80 percent of GDP, an improvement from 6.07 percent of GDP recorded during the 2017-18 fiscal year. Government is committed to reduce the deficit to 2.48 percent of GDP as projected in the 2019/20 FY. This is in line with the objective Government stated in the Medium Debt Management Strategy of bringing debt on a downward trajectory. Government will also continue implementing measures to create fiscal space for inclusive and sustainable economic growth.

10.4 External financing and Development Cooperation

Various development partners have rallied their support towards the achievement of national and global development goals in various sectors. The United Nations Country Team (UNCT), including IMF, World Bank and African Development Bank and different other partners continue to play a key role in Malawi's national development initiatives. In 2019, the total Official Development Assistance (ODA) by the top ten (10) donors in Malawi amounted to US\$3000million. However, achieving the SDGs will require resources that go beyond provision under the ODA. In this regard, Malawi has completed the Development Finance Assessment (DFA) exercise, which has paved the way for the development of the Integrated National Financing Framework (INFF) as set out in the Addis Ababa Action Agenda for financing the SDGs and the national development plan.

10.5 Expenditure Management Performance

The government has rolled out the new Integrated Financial Management System and has strengthened the oversight of ministries, departments and agencies to restrain their expenditure. In addition, cash management was strengthened to aid budget execution and avoid the build-up of new arrears and unplanned resources utilisation from partners. Government implemented numerous measures to clean the wage bill, improve public procurement through rebranding and setting of various statutes, and restraining the use of the sole sourcing for procurement. These measures created the fiscal space that enabled Government to pay salaries of civil servants, pay monthly contributions to international institutions and provide resources to Ministries,

Departments and Agencies (MDAs) for the delivery of public services with minimal external budgetary support.

10.6 Financing Strategies Going Forward, including Leveraging Development Cooperation

The Malawi Government, with support from the UN specifically the United Nations Development Programme (UNDP), undertook the Development Finance Assessment (DFA) process from last half of 2018 to first half of 2019) with the aim of assessing the available resources and identifying the possibilities of new flows to successfully implement the MGDS III and the SDGs. The DFA exercise has paved the way for the establishment of the Integrated National Financing Framework (INFF) as proposed in the Addis Ababa Action Agenda on financing for development. During the DFA exercise there was evidence of the existence of capacity constraints in mobilizing development financing among government agencies and private sector actors, as well as existence of opportunities to overcome these financial constraints.

The exercise identifies promising revenue generating activities. Private sector development represents one of the key opportunities for expanding the tax base, especially in growth orientated sectors, such as agriculture, mining, industry, fisheries, and tourism. Financial sector strengthening is critical to attracting investment, so efforts must be made to increase access to long-term financing vehicles and limiting the public sector's borrowing to crowd out private sector debt. Expanding private sector performance is possible with the elimination of administrative bottlenecks, updating and reconciling laws and policies affecting private sector operations, and maintaining fiscal stability. To improve investor's confidence, the Government is seeking establish sovereign credit ratings for the country. In the area of public investments, the Government aims at expanding its use of public-private partnerships and the involvement of pension funds in key infrastructure projects.

Furthermore, the DFA speaks to the role of official development assistance (ODA) and south-south cooperation to raise development resources. It suggests the need to understand ODA in other developing countries and the success of their projects for replication of lessons learned in Malawi and neighbouring countries. It highlights the need to explore development impact bonds that exchange results for payment, encompassing private sector financing. Another opportunity is diaspora financing through the removal of barriers to remittance flows and studying the establishment of a diaspora bond for commercial investment. The DFA suggests that over a three-year period these reforms have the potential to mobilise close significant amount of financial resources to support realisation of national development objectives.

Turning these ideas for revenue mobilisation into action will be critical. The Government, with Partners' support, is building upon the DFA to develop an Integrated National Financing Framework (INFF) to serve as a roadmap for delivering the domestic revenue mobilisation agenda in Malawi. Complementary to these revenue mobilisation efforts, the Government is working to control fiscal outlays and efficiently manage expenditure. The DFA highlights the need to strengthen expenditure management going forward. As much as the Government is

committed to expanding the quantity of available domestic resources, the quality of how these resources are utilised is imperative to delivering development outcomes. The implementation of the Public Financial Management (PFM) Act 2003 is fundamental to strengthening efficient, effective, and transparent management of the public purse.

Other potential improvements include an outcome-based approach to national budgeting to ensure delivery before the release of future allocations and the establishment of systems to track gender and environment related spending to ensuring that cross-cutting issues are sufficiently monitored. To minimise the use of costly tax exemptions, a system of reporting fiscal implications of each tax waiver is recommended. These expenditure management recommendations will largely rely on the MGDS III implementation modalities to ensure the articulation of objectives and targets across sectors. The leading role of private sector in meeting the financing requirement for the SDGs cannot be overemphasised. Stimulating growth, especially in the 5 key priority areas Government has identified to diversify the economy will open up great opportunities for private investment. Thus, the Government is committed to opening up discussions with businesses through public-private dialogue. The recent Malawi Confederation of Chambers of Commerce and Industry will generate new conversations and information flow between Government and the private sector.

10.7 Managing Fiscal and Economic Impact of COVID-19 Pandemic

In the advent of the historic COVID-19 pandemic, Malawi is negatively affected both in health, other social, and economic aspects. With restriction that aim at containing the spread of the virus trade, there has been shut down of trade centre, stoppage of various transactions, closure of schools, downscaling of government institutions, anxiety among the public there has been a serious slow-down of economic activities and scanty provision of social services at national and lowers levels. A study done the national planning Commission has projected that with the current restrictions of peoples' movements, trade and international cooperation Malawi will lose close to M5trillion (ie.US\$6.7Billion) in the next 30 years, which means that if the trend worsen and lockdown is effected, the loss may be worse and higher at national level. It is therefore the intention of the Government of Malawi to ensure there are effective mechanisms that will help quicker recovery and preparedness for other challenges like this in future.

In addition, enhanced stakeholder collaboration will be very key if the pandemic is contained and recovery is being done. This obviously has implication id resource availability and mobilisation. It is clear at that moment that with weak economic activities the national revenues has reduced, and non-tax collection have also weakened. Fiscal and revenue collection management becomes a serious preoccupation by the government and relevant stakeholders. It is expected therefore that government should work with partners including the UN to ensure that mechanisms are put in place in ways that effectively contribute to the overall objective of strengthening the finance systems necessary to achieve the SDGs.

There can be no sustained COVID-19 recovery without building back better with a more robust approach to financing the SDGs. Critical to a strengthened financing system will be ensuring complex risks are at the heart of financial decision making. Pandemic, climate and disaster risk, and economic shock will all need to be considered concomitantly as financing a next generation of development plans is being considered. Equally important will be renewed trust in the institutions that make the financial decisions that determine our future.

Some of the critical areas that require un-awavered attention to improve services that will be necessary for financing the SDGs and enable response and recovery are highlighted below. These services are important to mobilize the financial resources required for the response to COVID-19, while accelerating SDG achievement.

1. Integrated National Financing Frameworks: Building a next generation of risk-informed planning and financing strategies for COVID 19 response, recovery and the SDGs

The impact of COVID-19 is clear across the global among developed as well as developing economies. This is one of the major chocks in the recent economic history that has hit global economy disrupting service provision, livelihoods, financial flows and trade. While most countries are currently in the midst of the response phase where the focus is on limiting human-to-human transmission, providing care and minimizing the significant social and economic impacts of the pandemic, going forward Malawi needs well organised national recovery plan. The recovery plan will have to work towards reviving economic activity, but to do so in ways that proactively “build back better” so as to enhance the resilience of economy and vulnerable communities while also bringing the complexity of risk into financial planning and implementation.

Ultimately upcoming national medium-term development plan will need to be developed and matched with financing strategies that guide how public and private financing policies will be adapted and prioritized to mobilize the required investments. The Integrated National Financing Frameworks and recommendation from Development Finance Assessment (DFA) which will be adapted to offer government of Malawi an established process to build the analysis and consensus for designing holistic financing strategies to drive recovery from the pandemic. With support from partners, some of the key interventions will include:

- Build a common understanding of both historic trends and the new normal / current status of development finance flows and the immediate impacts of Covid-19 across the financing landscape;
- Use scenarios and foresight to assess the potential trajectories of development finance flows and implications for national priorities and the SDGs;
- Use socio-economic impact assessments and multi hazard risk modelling to inform the costing of COVID-19 recovery and a new generation of risk-informed medium-term development plans and financing strategies; and

- Strengthen whole-of-society engagement in decision making, coordination, transparency and accountability around financing recovery at the national level;

2. SDG Budgeting: using the use of national budget in COVID – 19 response and recovery while accelerating the implementation of the SDGs

Moving from response to recovery it will be critical that a coherent approach to budget management is in place and that the SDGs are providing its guided framework for that. This will enable the government to ensure efficiency and effectiveness whilst rebuilding/retaining trust at a time of great fiscal constraint, a robust framework for accessing further international public finance including debt, and ultimately a sustainable recovery. There is a need to look at some specific aspects to budget implementation including:

- Looking at fiscal measures including inefficiencies where saving can be made such as with tax incentives and expenditures as well as lost tax revenues
- Review of budgetary allocations and expenditures against the findings of socio-economic impact assessments of COVID-19 and SDG targets, to provide recommendations on strengthening budgetary frameworks;
- Support for costing of targeted priorities identified through socio-economic assessments and forward-looking risk-informed investments in the context of national budgets and budget support;
- Support the establishment of government budget tracking of COVID 19 response and recovery aligned with the SDGs as a framework for accountability including with additional international public finance and any debt reliefs in the short term;
- Technical coordination of development partners in respect to provisions of international public finance, including debt and alignment with the national budget;

3. Leveraging international public finance for the SDGs: Aligning international development cooperation with COVID-19 response and recovery to accelerate SDG achievement

As development partners are rapidly mobilizing additional funding and re-programming existing funding and financing to help prevent, respond and recover in the COVID-19 context, there will be a great need for national capacities to effectively utilize development cooperation in line with national plans and budgets. For purposes of building National capacities in the design, utilisation and monitoring of public financing, there will be a need to do the following:

- Establish National Aid / Development Cooperation Policies to provide frameworks for aligning different providers of international public finance;
- Establish aid/development Cooperation Information Management System to enable governments to track information on external resources for COVID-19 response and recovery that is on-, through- and off-budget; and

- Establish multi-stakeholder platform/mechanism with the government for aligning development cooperation across development partners with national priorities/plans in the context of COVID-19

4. Unlocking private finance for a COVID 19 response and recovery that enables the achievement of the SDGs

The private sector has been largely impacted by the COVID-19 pandemic. There is a need to analyze private and public sector insights about emerging investment needs and opportunities in the COVID-19 context, providing investors and public actors the insights they need to better direct investments and efforts towards recovery from the COVID-19 pandemic and the achievement of the SDGs. This will help to bring back the lost profitability of many enterprises and that they are able to increase employment for the betterment of Malawians who lost their jobs.

10.8 Public Sector Capacity and e-Governance

The delivery of public goods depends on the performance of the civil service and the adoption of technology to achieve Malawi's development goals. The civil service must overcome the daunting challenges of weak human capacity and poor remuneration to deliver an ambitious national agenda. The Government is working towards improving motivation of civil servants through various incentives including improving office environment, improved technology for efficiency, promotions, addressing disparities in wages, salaries, and compensation amongst public servants. The Government is building human capacity and ensuring professionalism through the establishment of Performance Enforcement Department (PED) and Department of Human Resource Management and Development (DHRMD) in the office of the president and Cabinet (OPC).

Another component of the Government's drive towards efficient public service delivery is the elimination of corruption and fraud in the public service. Recent efforts have empowered the Anti-Corruption Bureau (ACB) through improvement of the legislation and improvements to the Assets Declaration procedures. The Government sees technology as an important tool to improve the provision of public goods. The establishment of the DSTIMIS and the department of Government was a catalyst for taking bold action to address systematic issues, often through the implementation of technology-based solutions. DSTIMIS is leading the transformation towards e-governance in Malawi.

10.9 Statistical Systems

Malawi Government is working towards strengthening statistics in the country through the National Statistics Office (NSO). Major statistical surveys for measuring progress and inform policies are regularized, including the conduct of the Integrated Household Survey, Demographic and Health Surveys, and the Multiple Cluster Indicator Surveys. To ensure data disaggregation and in-depth understanding of service delivery challenges and effectiveness, Malawi has rolled out the efforts of producing the Multidimensional Poverty Index Reports, which is being supported by the UN.

10.10 Evaluating SDGs

The Government of Malawi is cognizant of the need and significance of evaluations to assess and determine its progress toward achievement of SDGs for the country. The government also understands that only monitoring of targets is not enough because without robust, gender-responsive and equity-focused evaluations of policies and programmes, the real answers for queries around achievement of SDGs will not come. Measuring or tracking through monitoring is not enough for such purpose. Unless, efficiency, effectiveness, relevance, sustainability and impact of programmes and projects are consistently measured, the assessment of and course-correction for public-sector spending on SDGs would not be possible. Therefore, it necessitates strengthening and activating evaluation within the national M&E systems, which requires a huge capacity-building in the case of Malawi. High-quality, robust and reliable evaluations for gender-responsive and equity focused programmes and policies to benefit the marginalised girls and boys, men and women of Malawi need high quality robust data that needs to be generated through various channels. Therefore, evaluation capacity-building in Malawi needs to be designed in connection with its concomitant streams of data collection, monitoring and research capacities.

10.11 Civil Society and Local Government

Civil society plays a very important role in SDGs implementation, as has been observed in their extensive contributions to this national voluntary review process. The role of civil society was recently reaffirmed with the establishment of an Integrated CSO Task Force, which brings together a variety of actors working on SDGs implementation under one single body. Civil society serves an important role in engaging citizens on the importance of the SDGs and raising the voices of citizens to ensure accountability and transparency. The Government of Malawi considers the work of civil society to be intrinsic to the success of the SDGs.

The national Government relies upon a healthy working relationship with Local Councils to deliver the SDGs. The Local Government Finance Committee (LGFD) works closely with the Local Councils to ensure that they have sufficient resources and support to contribute to the country's development aspirations.

11.0 Conclusion – Challenges, Lessons, Recommendations and Next Steps

The SDG Implementation in Malawi is participatory as is the case with the national development frameworks at the national and subnational levels. The development philosophy continues to respect the principle of leaving no one behind such that all the categories of the population are considered if the implementation of SDGs is to be successful. Civil society organisations have been key in the implementation of both local and global development objectives. The development partners' support towards the development discourse has been phenomenal, including towards this VNR, amongst others in the form of collecting review data at the national level. The advent of COVID-19 made it difficult to collect data and testimonies. Workshops were not possible to conduct, which is why virtual means were employed to collect ideas from the general public. These include phone-in radio programmes and key informant

interviews. The National Youth Council supported the consultation among the youth from 12 out of 28 districts before COVID-related restrictions were imposed by the government.

A lot of local-driven initiatives on the SDGs were revealed during the review, coupled with state interventions. These initiatives need to be followed-up on and reported for replication across the country various sectors. A lot has been achieved on various goals and substantial progress on the SDGs has been recorded in Malawi.

Challenges in Implementing the SDGs in Malawi

Despite the strides that have been made so far in the implementation of SDGs, there are challenges that the Government of Malawi and stakeholders need to overcome in order to achieve accelerated SDGs implementation in the decade of action. Some of the challenges that might threaten the achievement of Agenda 2030 and the SDGs include:

- Limited reference to SDGs in national budgets: close alignment of national budgets on SDGs might trigger increased allocation to SDGs and ensure allocation is in line with international commitments and recommendations;
- Inconsistent transparency and prudence in the utilization of resources: Deliberate efforts to ensure transparency and prudence in utilisation of resources earmarked for SDGs will enhance the efforts to accelerate movement towards achievement of SDGs;
- High level of corruption is derailing development efforts by eroding financial capacity to invest in important activities for national development. Continuing with stronger political will in the fight against corruption at all levels of the public service and the society at large might help in rescuing resources that in turn contribute to achieving SDGs;
- Popularising SDGs and local development frameworks should continue so that stakeholder collaboration increases to capitalise on synergies. Stakeholder cooperation including civil society organisations may help to popularize SDGs and create the country's own priority list of SDGs and an implementation plan for achieving them within the overall international SDG framework;
- Weak M&E and data systems have brought uncertainty on the national performance on implementing SDGs since progress on stakeholder programmes/interventions is not properly recorded for effective reporting: Data is critical to the implementation of SDGs. A strong monitoring and evaluation system will help in tracking SDGs and inform policies that need to be formulated in order to accelerate achievement of the SDGs; and
- Limited private sector activities, illicit financial flows and issues with financial accountability and enforcement of laws and regulations restrict state responsiveness to development needs.

Key lessons learned

- It will yield better results if the VNR process (data collection and engagement) could start early, that could help to escape the impact of coronavirus pandemic on stakeholder engagement and consultations.
- The need to strengthen the work of CSOs to support work around awareness and ownership of SDGs, national plans and processes, including joint progress tracking.

- Effective social and community mobilization for development can save the government huge resources, as this will galvanize them into conceiving and implementing self-initiative in the time of decentralisation policy implementation.
- Inducing the right attitudes, behaviour, and responsible citizenship could be the most required resource in development.
- Having readily and timely resources for conducting national processes is critical to the quality of the process end product.
- Quality data collection is expensive; limited resources constrains community participation in providing information, as their mobilization is challenged.
- Qualitative data (supply of testimonies and narrative) is fundamental to understanding status of policy effectiveness, and must be invested in.

Recommendations

Among the key recommendations from the review process are the following:

- Operationalise the recommendations of the Development Finance Assessment through formulation, implementation, and monitoring of a robust Integrated National Financing Framework;
- Government to increase its effectiveness in domestic revenue mobilization and further fight against corruption and illicit financial flows. This entails increased effort to mobilize private investment; ensuring that the economy is de-risked, property rights and good institutions and rule of law are scaled-up;
- Improve monitoring and evaluation, the statistical system, and public sector capacity and performance;
- Strategic shift in development cooperation is critical, guiding external support towards building domestic capacity for revenue mobilization, specific priority sector support, including fighting corruption and illicit financial flows.
- Increased collaboration by the CSOs, development partners, private sector and local level structures.
- Constant public engagement on citizen's responsibilities, good attitude and behaviour is critical for achievement of results;
- Improved e-governance, mobile network coverage to increase rural capture in broadband, will be necessary for greater financial inclusion, promotion of community innovation and enhanced supply and fair distribution of socio-economic opportunities.

Next Steps

As Malawi is moving into the decade of action for SDG implementation, the next steps going forward include the following:

- Putting in place robust approach to strengthen implementation of MGDS III through pulse-stakeholder engagement, predictable financing and enhanced M&E;
- Implementing recommendations from the Development Finance Assessment (DFA), promoting an environment for responsible private investors and their increased participation in development priorities of the country;

- Sustain community engagement on the SDGs, ensuring that CSOs are particularly empowered in this direction;

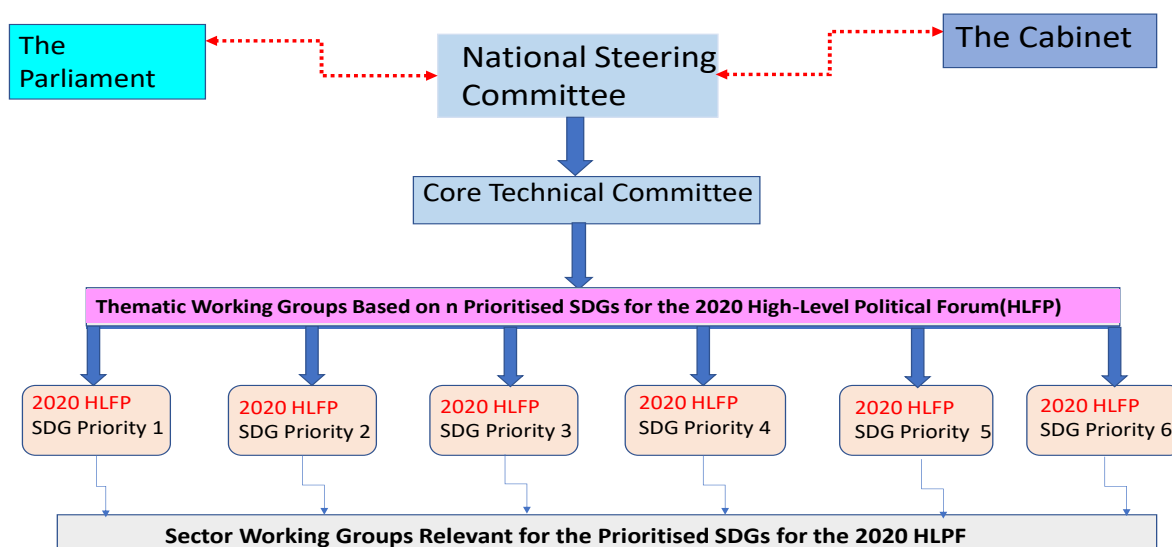
Revitalise Sector Working Groups to provide sector wide approaches to implementation and monitoring on various development policy areas, bringing together government MDAs, CSOs and development partners at the national and district/community levels; to facilitate and sustain regular joint follow-up, monitoring and reporting on MGDS III and SDGs.

References

- Government of Malawi; *the SDG Baseline Report*, 2018
- Government of Malawi and UNDP; *Report on the SDGs alignment on the national budget alignment in Malawi*, 2018
- Government of Malawi; *The iSDG Modelling Report*, 2018
- Government of Malawi, MDG Report Endline, 2015
- Government of Malawi, Development Finance Assessment (DFA), 2018
- Government of Malawi, Health Sector Strategic Plan II 2017-2022, Towards Universal Health Coverage, 2017
- Government of Malawi, Performance Contract Reviews-OPC, 2018
- Government of Malawi, Economic Report 2018, Ministry of Finance
- National Budget Documents
- Financial Statements
- Government of Malawi, National Statistical Office, Various Reports
- Government of Malawi, Education Management Information Report, 2017, (MOEST), 2018
- Government of Malawi, National Statistical Office, Various Reports
- Government of Malawi, Malawi Growth and Development Strategy III (MGDS III) 2017-2022
- World Bank; World Development Indicators 2017.
- Sustainable Development Goals (SDGs) Documents
- Africa 2018 SDG Report-African Union
 - The 2019 Annual SDG Report Global, UNDP
- Government of Malawi, National Social Support Programme II (2018-2023)
- Convention on the Rights of the Child (CRC)
- Malawi Sustainable Development Goals Audit on the National Budget alignment in Malawi Report (2018)
- Multi-dimensional Poverty Report (2018)
- Human Development Report (2016)
- 2008 SADC Protocol on Gender and Development
- UN resolution A/RES/70/1
- Malawi Government, Malawi Education Sector Improvement Project (MESIP, 2016-2020)
- Malawi Government, National Gender Policy (2015)
- Malawi Government, National Water Policy (2005)
- Malawi Government, National Sanitation Policy (2008)

ANNEXES

Annex 1: Coordination and Governance Structure for Malawi's VNR Report



Annex 2: Guiding Tool for Data Collection and Drafting of Malawi VNR

AREA: POLICY AND ENABLING ENVIRONMENT					
	THEME	QUESTION	STAKEHOLDER	TOOLS AVAILABLE	METHODOLOGY
a.	Creation of ownership	To what extent has the government created stakeholder awareness?	<ul style="list-style-type: none"> • Central government • Local Govt (District councils, ADCs, VDCs) • Public (Youth, women, men, children) • Communities • CSOs • Private Sector 	<ul style="list-style-type: none"> • Post 2015 survey report • UN audit report • NAO report • MEJN • VSO • CONGOMA • NYCOM 	<ul style="list-style-type: none"> • Document review • Questionnaire survey • FGD • KII
b.	Incorporation of the Sustainable Development Goals in national frameworks	<p>To what extent has Malawi integrated the Agenda in country context? How were the stakeholders engaged?</p> <p>What critical initiatives has the country undertaken to integrate the SDGs into National context What were challenges faced and the causes of those challenges:</p>	NPC EPD Universities Science CSOs (MEJN), NGO Board CONGOMA	MGDS III DDPs SEPs Policies strategies SDG Annual progress report MEJN Report	Document review and interview Evaluative workshops

c.	Integration of the three dimensions. (Environment, Social and Economic)	To what extent have the three dimension been incorporated in the National Development Plan (MDGS III)	EPD NLGFC	SDG Annual Progress report SWG reports PC progress Reports Resilience report iSDG Model Environmental impact assessment Policy Enviro policy National Charcoal Strategy	Document review and key informant interviews, Focus group discussion,
d	Leaving No-one behind	How has Malawi progressed in the following areas of leaving no-one behind Social discrimination: Vulnerable Groups Geographical discrimination Prisons Welfare of lakeshore and island communities Natural Resources; Renewable and non-renewable Data Disaggregation: Gender, Age Empowerment of women and girls	NLGFC MoLGRD Min of Gender MACOHA APAM MAP Home Affairs Civil Society Human Rights Commission Dept. of fisheries, MoLGRD EPD NAO MoNREM Dept of energy NSO, UNICEF, Min of Gender EPD EPD, Women Law Commission Min of Trade (OVOP) Min of Gender	Universal Periodic Review (UPR) recommendations MGDS III Child poverty report harmful practices surveys report – NSO MDG Endline survey report Police and prison reports (check) Governance sector working groups Education SWG Housing and Population Census Report (check with parliament) M&E Policy SDG annual Progress report Beijin +25 Report	Document review Key informant interviews Focus group discussions Human interest stories Case studies
e.	Institutional mechanisms	How has Malawi adjusted/reformed its institutional framework for SDG implementation To what extent have MDAs, LG, NGOs integrated SDGs into the institutional arrangements	NPC EPD NSO Reforms Unit, PED (OPC) EPD MEJN CONGOMA	Current structures in place i.e. NPC Public Service Management Policy Malawi Public Reforms Policy SWGs guidelines Implementation framework for SDGs	Key informant interviews Document review

f.	Structural issues	What are the deep rooted challenges in the following areas: Economic, social, political, environment What challenges encountered in the process and plans to overcome?	EPD MoFEPD DODMA Environment affairs dept Min of gender ACB HRC MNREM	UPR, IMF reports, World Bank Reports Post disaster needs assessment 2019 Inclusive worth creation Human rights report presented at the UN and Africa Commission Economic social cultural right report Reports from universities	Key informant interviews Document review Testimonies
----	-------------------	--	--	---	--

Annex 3: Questionnaire for VNR to Gather Responses from Stakeholders

Creating ownership of the Sustainable Development Goals.

- To what extent have key stakeholders, such as national and local governments, legislative bodies, the public, civil societies and the private sector, have been informed of and involved in the implementation and review of the 2030 Agenda, including goals and targets?
- How have groups, such as women, the youth, children and persons with disabilities have been engaged?

(b) Incorporation of the Sustainable Development Goals in national frameworks.

- What are the critical initiatives that the country has undertaken to adapt the Sustainable Development Goals (SDGs) and targets to its national circumstances, and to advance their implementation including examining policy coherence and inter-linkages (this may include description of national efforts made to integrate the Goals into the country's legislation, policies, plans and programmes and sustainable development strategy)
- What are the main challenges that were experienced in advocating or implementing the Sustainable Development Goals as a whole?
- What are the causes of challenges faced in implementing the SDGs in the country (this can be described at levels i.e. national council, community, interest group level)?

(c) Leaving no one behind

How has Malawi progressed in the following areas of LEAVING NO ONE BEHIND? (Please copy the matrix below, preferably on landscape in Word Document, and fill in your responses - we would appreciate pictures, quotes/testimonies and other supporting information in providing responses)

No.	Leaving no one behind question areas	Progress	Challenges
1	What progress has been made in ensuring effective participation and socioeconomic inclusiveness of every citizen?		
2	What special efforts have been made to increase the welfare of the persons with disability and address stigmatization in the country?		
3	What efforts have been made to ensure that persons in prisons/remand are given fair and untimely trials and indictment?		

No.	Leaving no one behind question areas	Progress	Challenges
4	Efforts to increase the effectiveness of the justice system in general?		
5	How much efforts have been done to address food insecurity and extreme poverty in the country?		
7	How effective has the state been in the management of natural resource and in ensuring justice for future generations?		
8	What efforts have the state made in ensuring effective data collection and disaggregation of data?		
9	What special efforts have been made to empower women and girls, the youth, the elderly and children?		
10	Generally, what efforts have been made to address the issues of leaving no one behind?		

(d) Institutional mechanisms

- What is the overarching institutional and coordination framework for SDGs implementation in Malawi? (is it functioning well or there are some challenges ?)
- How has the country/state adjusted (or reformed) its local institutional framework to capture the implementation of the SDGs?
- To what extent have different ministries, agencies, local government and non-governmental stakeholders integrated the SDGs into the institutional arrangement for managing and coordinating programme implementation?
- How has the country been conducting review of progress in implementing the Sustainable Development Goals?
- How has it planned to conduct national reviews that take into account the presentation of the voluntary national review at the HLPF?

(e) Structural issues

- What critical policies (thus economic, revenue, social, political and environmental) undertaken by the state/government to achieving the SDGs?
- What challenges are encountered in the process of implementing the SDGs and what are the plans to overcome them?

Annex 4: Malawi VNR Summary Roadmap

Brief Road map for the voluntary national review											
VNR activity	Nov-19	Dec-19	Jan-20	Feb-20	Mar-20	Apr-20	May-20	Jun-20	Jul-20	Progress	
Concept note, governance structure established										Done	
Launch of The VNR process (27th Nov 2019)										Done, 27th Nov	
Preparation of data collection instruments										Done	
Collection and collation of documents/reports										Done	
VNR regional meeting (Zimbabwe)										Done	
Zero VNR Draft										Done	
2nd global prep meeting										Webinar took place	
Stakeholder Consultations										Done	
First draft of VNR										Done	
Main messages prepared by 1 May										Done	
Continued consultation and validation meeting										Done	
Second VNR draft prepared										Done	
Video documentary preparation										Done	
Government approval & editing of VNR report										Done	
Submission of VNR Report by 12 June										Done	
Malawi's Participation at the HLPF										Yet to be done	