




STATISTICAL ANNEX


Voluntary National Review 2020 Georgia





GEORGIA ADJUSTED TARGET	GEORGIA ADJUSTED INDICATOR AND TARGET VALUE	GEORGIAN ADJUSTED INDICATOR AND BASLINE VALUE	LATEST DATA	DATA YEAR
 GOAL 1: NO POVERTY				
1.1 By 2030, eradicate extreme poverty for all people everywhere, currently measured as people living on less than \$1.9 a day	1.1.1 Proportion of population living below the international poverty line (\$ 1.9): < 1 %	1.1.1 Proportion of population living under extreme poverty: 2015: 3.8 %	1.1.1 4,5% "	2018
1.2 By 2030, reduce at least by half the proportion of men, women and children of all ages living in poverty in all its dimensions according to national definitions	1.2.1 Proportion of population, including children, living below the national poverty line, by location (urban/rural) and by sex target: reduced by 20%	1.2.1 2015: Georgia 21.6 % 2015: City 18 % 2015: Village 26.4 % 2015: 0-17 24.2 % 2015: 18-64 22 % 2015: 65+ 16.4 % 2015: Female 21.3 % 2015: Male 22 %	1.2.1 Georgia - 19.5% City - 16.4% Village - 23.7% Age: 0-17 - 24.4% 18-64 - 19.2% 65 + - 13.8% Female -19.4% Male - 19.6%	2019
1.3 Implement nationally appropriate measures, to achieve substantial coverage of the poor and the vulnerable by 2030	1.3.1 The proportion of persons registered in the database of socially vulnerable families (receiving) <ul style="list-style-type: none"> a) living allowance b) social packages (except living allowance) c) retirement pension (except living allowance) 	1.3.1 In the Unified Database of Socially Vulnerable Families, there are <ul style="list-style-type: none"> 2015: Persons who are registered in the database and at the same time are the recipients of living allowance - 389650 2015: Persons who are registered in the database (do not receive living allowance) and are recipients of social package - 57326 2015: Persons who are registered in the database (do not receive living allowance) and are recipients of retirement pension - 250230 2015: Social Packages 4.5 % 2015: Child 36.5 % 2015: Female 54.3 % 2015: Targeted social assistance: 8.2 % 2015: Child 36.5 % 2015: Female 54.3 % 2015: Retirement Pension: 19.7 % 2015: Female 71 % 	1.3.1 In the Unified Database of Socially Vulnerable Families, there are: <ul style="list-style-type: none"> Persons who are registered in the database and at the same time are the recipients of living allowance - 427373 Persons who are registered in the database (do not receive living allowance) and are recipients of social package - 33723 Persons who are registered in the database (do not receive living allowance) and are recipients of retirement pension - 146609 Social Packages 4,6 % Child 19,4 % Female 35,5 % Targeted social assistance: 7,6 % Child 39,6 % Female 54,2 % Retirement Pension: 20,5 % Female 71,2 % 	2019
1.4 By 2030, ensure that all men and women, in particular the poor and the vulnerable, have equal rights to economic resources, as well as access to basic services, ownership and control over land and other forms of property, inheritance, natural resources, appropriate new technology and financial services, including microfinance	1.4.1 Increasing proportion of population who have access to the basic services, including: <ul style="list-style-type: none"> a) electricity (100%), b) access to water c) sewage 	1.4.1 2015: About - 99 % households have access to electricity 2015: Have access to water supply network service - 56 % of households 2015: Have access to sewage network service - 50.67 % of households	1.4.1 About - 99 % households have access to electricity Have access to water supply network service - 55.8 % of households (This data applies only to licensees)	2018
	1.4.2.1 Proportion of total adult population (by sex) with secure tenure rights to land according to National Agency of Public Registry . Target: at least 80% of land owners have their land registered and the number of women land owners is increased by 10-15%	1.4.2.1: 2015: Number of adult population who have land ownership rights registered in the public registry 50 % 2015: Female 35 % Registered land owners *Registration of land is not mandatory according to Georgian legislation and people with legal documents are regarded as owners. However, without official registration they cannot use land for other purposes, for instance, as a loan collateral.	1.4.2.1 Number of adult population who have land ownership rights registered in the public registry 59,3 % Female 38,4 % Registered land owners Note: This data includes agricultural and non-agricultural land, but not other real estate owners. Landowners were counted by unique personal number, and data that did not have a personal number but gender was specified, is added by gender. For all types of real estate, the percentage of female owners is higher: 42%.	2019
	1.4.2.2 The number of IDP families provided with long-term resettlement. Target: 50 000	1.4.2.2 The number of IDP families provided with long-term resettlement: 2014: 32523	1.4.2.2 The number of IDP families provided with long-term resettlement: 41276	2019



GEORGIA ADJUSTED TARGET	GEORGIA ADJUSTED INDICATOR AND TARGET VALUE	GEORGIAN ADJUSTED INDICATOR AND BASLINE VALUE	LATEST DATA	DATA YEAR
 GOAL 1: NO POVERTY				
1.5 Ensure the forecasting of and early warning for climate-related extreme occurrences and environmental shocks and disasters	1.5.1 Number of deaths, missing persons and persons affected by disaster per 100,000 people	1.5.1 : 2017: Number of deaths caused by disaster per 100,000 people - 0.21 2017: Number of missing persons caused by disaster per 100,000 people - 0 *The mentioned statistics represent individual observed cases	1.5.1 Number of deaths caused by disaster per 100,000 people - 0,18 Number of missing persons caused by disaster per 100,000 people - 0	2019
	1.5.2 Direct economic loss as a result of disaster in relation to global gross domestic product (GDP)	1.5.2 The indicator will be measured once the methodology to assess loss and damage caused by disasters is finalized. The methodology is being prepared in Georgia at the moment.	1.5.2 Elaboration process of disaster damage and impact assessment methodology is now finalized.	2019
	1.5.3 Existence of national strategy in accordance with Sendai Framework for Disaster Risk Reduction (2015-2030) and its implementation	1.5.3 In 2015 Georgia had not adopted national strategy and action plan in accordance with Sendai Framework for Disaster Risk Reduction (2015-2030)	1.5.3 On the basis of Governmental Decree №4 of January 11th, 2017 the "National Disaster Risk Reduction Strategy of Georgia 2017-2020" (Annex №1), its Action Plan (Annex №2) and Annex to the Action Plan (Annex №3) was adopted by the Government of Georgia, which is in line with Global Targets and Priorities for Action of the UN Sendai Framework for Disaster Risk Reduction 2015-2030.	2017
	1.5.4 Percentage of municipalities, which have and implement local disaster risk reduction strategies, in line with national disaster risk reduction strategy	1.5.4 : 2015: 0	1.5.4 : 2019: 0	2019
1.a. Ensure significant mobilization of resources from a variety of sources, including through enhanced development cooperation, in order to provide adequate and predictable means for sustainable development of Georgia to implement programmes and policies to end poverty in all its dimensions	1.a.2 Proportion of total government spending on essential services (education, health and social protection)	1.a.2 Proportion of total government spending on: 2015: Education 10.7 % 2015: Health: 9.1 % 2015: Social Protection: 24.7 %	1.a.2 Proportion of total government spending on: Education 12,7 % Health: 9,2 % Social Protection: 23 %	2019


GEORGIA ADJUSTED TARGET	GEORGIA ADJUSTED INDICATOR AND TARGET VALUE	GEORGIAN ADJUSTED INDICATOR AND BASLINE VALUE	LATEST DATA	DATA YEAR
 GOAL 2: ZERO HUNGER				
2.2 By 2030, end all forms of malnutrition, including achieving, by 2025, the internationally agreed targets on stunting and wasting in children under 5 years of age, and address the nutritional needs of adolescent girls, pregnant and lactating women and older persons	2.2.1 Prevalence of stunting (height for age<-2 standard deviation from the median of the World Health Organization (WHO) Child Growth Standards) among children under 5 years of age	2.2.1 2018: 5.8 %	The baseline value for the indicator was determined in 2019 as a result of MICS	
	2.2.2 Prevalence of malnutrition (weight for height>+2 or <-2 standard deviation from the median of the WHO Child Growth Standards) among children under 5 years of age, by type (wasting and overweight)	2.2.2 2018: Weight Loss 0.6 % 2018: Overweight 6 %	The baseline value for the indicator was determined in 2019 as a result of MICS	
2.3 By 2030, double the agricultural productivity and incomes of small-scale food producers, in particular women, family farmers, fishers, including through secure and equal access to land, other productive resources and inputs, knowledge, financial services, markets and opportunities for value addition and non-farm employment	2.3.1.1 Number of beneficiaries who have made investments in agriculture within the framework of unified agro project target: 80,000 unique beneficiaries by 2020	2.3.1.1 2016: 50,237 unique beneficiaries	2.3.1.1 75,670 unique beneficiaries	2019
	2.3.2.1 Average income of rural population (from employment or agricultural products sales) calculated per household Target: To be determined from 2020, after the calculation of the global indicator	2.3.2.1 2015: 392 GEL	2.3.2.1 445 GEL	2018
2.4 By 2030, ensure sustainable food production systems and implement resilient agricultural practices that increase productivity and production, that help maintain ecosystems, that strengthen capacity for adaptation to climate change, extreme weather, drought, flooding and other disasters and that progressively improve land and soil quality	2.4.1.1 hydro meliorated land area target: 164 881 ha by 2020	2.4.1.1 : 2016: 143375 Ha	2.4.1.1 : 169,500 Ha	2019
2.5 By 2020, maintain the genetic diversity of seeds, cultivated plants and farmed and domesticated animals and their related wild species, including through soundly managed and diversified seed and plant banks at the national level, and ensure access to and fair and equitable sharing of benefits arising from the utilization of genetic resources and associated traditional knowledge, as internationally agreed	2.5.1 Number of plant and animal genetic resources for food and agriculture secured in either medium or long-term conservation facilities Target: 2025 - 50-60% of genetic resources to be evaluated	2.5.1 2018: Genetic resources of plants (incomplete) - 3444 samples 2018: Genetic resources of animals (incomplete) - 1227 samples	2.5.1 : Genetic resources of plants (incomplete) - 7026 samples Genetic resources of animals (incomplete) - 2473 samples	2019
2.a Increase investment, including through enhanced international cooperation, in rural infrastructure, agricultural research and extension services, technology development and plant and livestock gene banks in order to enhance agricultural productive capacity in Georgia	2.a.1 The agriculture orientation index for government expenditures: (0.25)	2.a.1 2015: 0.27	2.a.1 0,24	2018
2.c Adopt measures to ensure the proper functioning of food commodity markets and their derivatives and facilitate timely access to market information, including on food reserves, in order to help limit extreme food price volatility	2.c.1 Indicator of food price anomalies	2.c.1 : 2015: Beef: -0.71 2015: Bread: -0.38 2015: Chicken meat: 0.25 2015: Dairy products: 0.55 2015: Pork: -0.14 2015: Potatoes: -0.45 2015: Wheat: -0.08	2.c.1 : Beef: 0,9 Bread: 0,46 Chicken meat: 0,13 Dairy products: -0,02 Pork: 0,21 Potatoes: 0,28 Wheat: 0,86	2019


GEORGIA ADJUSTED TARGET	GEORGIA ADJUSTED INDICATOR AND TARGET VALUE	GEORGIAN ADJUSTED INDICATOR AND BASLINE VALUE	LATEST DATA	DATA YEAR
 GOAL 3: GOOD HEALTH AND WELL-BEING				
3.1 By 2030, reduce the maternal mortality ratio of Georgia to at least 12 per 100,000 live births	3.1.1 Maternal Mortality rate target: 12 per 100 000 live births	3.1.1 : Maternal Mortality rate 2015: Rate per 100,000 live births - 32	3.1.1 : Maternal Mortality rate Rate per 100,000 live births - 27,4	2018
	3.1.2 Proportion of births attended by skilled health target: 100%	3.1.2 : Proportion of births attended by skilled health personnel 2015: 100 %	3.1.2 : Proportion of births attended by skilled health personnel 100 %	2018
3.2 By 2030, end preventable deaths of newborns and children under 5 years of age, with Georgia aiming to reduce neonatal mortality to at least 5 per 1,000 live births and under-5 mortality to at least 6 per 1,000 live births	3.2.1 Under-five mortality rate target: 6 per 1000 live births”	3.2.1 : Under-five mortality rate : 2015: Rate per 1000 live births - 10.2	3.2.1 : Under-five mortality rate : Rate per 1000 live births - 9,4	2019
	3.2.2 Neonatal mortality rate target: 5 per 1000 live births	3.2.2 : Neonatal mortality rate 2015: Rate per 1000 live births 6.1	3.2.2 : Neonatal mortality rate Rate per 1000 live births 4,9	2018
3.3 By 2030, end the epidemics of AIDS, tuberculosis and combat hepatitis, water-borne diseases and other communicable diseases	3.3.1 Number of new HIV infections per 100,000 population, by sex and age: target: 0.125	3.3.1 : HIV Incidence 2015: Incidence per 1,000 population - 0.19 2015: Male 0.31 2015: Female 0.88 2015: 0-14 0.01 2015: 5-24 0.16 2015: 5 and above 0.28	3.3.1 : HIV Incidence Incidence per 1,000 population - 0,18 Male 0,29 Female 0,082 0-14 0,01 5-24 0,2 5 and above 0,22	2018
	3.3.2 Tuberculosis incidence per 100,000 population: target: 15	3.3.2 : 2015: 75	3.3.2 : 52,2	2018
	3.3.2.1 Prevalence rate of TB cases within penitentiary establishments (target: =/< 100 per 10 000 inmates; incidence of newly registered TB cases stabilized or decreased or =/< 55 per 10 000 inmates)	3.3.2.1 : 2015: Prevalence rate of TB within penitentiary establishments per 10,000 inmates - 114 cases 2015: newly registered incidence of TB per 10,000 inmates - 50 cases	3.3.2.1 : Prevalence rate of TB within penitentiary establishments per 10,000 inmates - 42 cases newly registered incidence of TB per 10,000 inmates - 33 cases	2019
	3.3.3 Malaria incidence per 100,000 population (target: retain the achieved progress)	3.3.3 : Malaria incidence 2015: 0	3.3.3 : Malaria incidence: 0	2018
	3.3.4 Hepatitis B incidence per 100,000 population target: reduced by 50%	3.3.4 : 2015: Hepatitis B incidence per 100,000 population - 37.1	3.3.4 : Hepatitis B incidence per 100,000 population - 41,5	2018
	3.3.4.1 Hepatitis C incidence per 100,000 population	3.3.4.1 : 2014: Hepatitis C incidence per 100,000 population - 71	3.3.4.1 : Hepatitis C incidence per 100,000 population - 17	2018
	3.3.4.2 Percentage of inmates diagnosed with hepatitis C that are undergoing treatment target: 100%	3.3.4.2 : 2015: Inmates that were diagnosed with hepatitis C 3216 2015: Diagnosed inmates that underwent treatment- 308	3.3.4.2 : Inmates that were diagnosed with hepatitis C 730 Diagnosed inmates that underwent treatment- 687	2019
3.3.5 Number of people requiring interventions against neglected emerging tropical diseases for high risk population sub groups/geographic areas	3.3.5 : Number of people requiring interventions against neglected emerging tropical diseases 2015: Imported cases - 9 *Information disaggregated by “high risk population subgroups/geographic areas” is unavailable	3.3.5 : Number of people requiring interventions against neglected emerging tropical diseases 2019: Imported cases - 8 *Information disaggregated by “high risk population subgroups/geographic areas” is unavailable	2018	


GEORGIA ADJUSTED TARGET	GEORGIA ADJUSTED INDICATOR AND TARGET VALUE	GEORGIAN ADJUSTED INDICATOR AND BASLINE VALUE	LATEST DATA	DATA YEAR
 GOAL 3: GOOD HEALTH AND WELL-BEING				
3.4 By 2030, reduce by one third premature mortality from non-communicable diseases through prevention and treatment and promote mental health and well-being	3.4.1 Mortality rate attributed to cardiovascular disease, cancer, diabetes or COPD disease Target: will be decreased by one third	3.4.1 : 2016: Cardiovascular disease mortality per 100,000 person - 482.6 2016: Cancer mortality rate per 100,000 person - 182.9 2016: Diabetes mortality rate per 100,000 person - 18.5 2016: COPD mortality rate per 100,000 person - 6.5	3.4.1 : Cardiovascular disease mortality per 100,000 person - 578,3 Cancer mortality rate per 100,000 person - 196,7 Diabetes mortality rate per 100,000 person - 17,1 COPD mortality rate per 100,000 person - 8,1	2018
	3.4.2 Suicide mortality rate Target: decreased by one third	3.4.2 : 2015: Suicide mortality rate per 100,000 persons - 5	3.4.2 : Suicide mortality rate per 100,000 persons - 6,7	2018
3.5 Strengthen the prevention and treatment of substance abuse, including narcotic drug abuse and harmful use of alcohol	3.5.1.1 Share of people on opioid substitution therapy (OST) in total population of opioid drug users - Target: 60%	3.5.1.1 : 2015: 15 % Number of patients on OST is 3,000 in 2015, while total estimated number of active opioid users is 20,000	3.5.1.1 : 25 % Number of patients on OST is 3,000 in 2015, while total estimated number of active opioid users is 20,000 Substitution Therapy - 10839 Injecting drug users - 43800	2019
3.6 By 2020, reduce the number of deaths and injuries from road traffic accidents in Georgia	3.6.1 Death rate due to road traffic injuries. Target: baseline is reduced by 25-30% by 2030	3.6.1 : 2015: Death rate per 100,000 population 16.2 2015: Injury rate per 100,000 population - 247 Death rate and injuries from road traffic accidents only on the territory of MIA patrol police department, by sex and age 2015: All - 11.6 2015: 0-16 0.75 2015: 17+ 10.83 2015: Female 3.03 2015: Male 8.55 2015: 0-16 0.32 2015: 17+ 2.7 2015: 0-16 0.42 2015: 17+ 8.1 Injury rate per 100,000 population 2015: All - 217.84 2015: 0-16 24.45 2015: 17+ 193.39 2015: Female 85.58 2015: Male 132.26 2015: 0-16 10.9 2015: 17+ 74.64 2015: 0-16 13.5 2015: 17+ 118.75	3.6.1 : Death rate per 100,000 population 8,59 Injury rate per 100,000 population - 185,23 Death rate and injuries from road traffic accidents only on the territory of MIA patrol police department, by sex and age: All - 8,59 0-16: 0,51 17+: 8,05 Female: 1,82 Male: 6,76 0-16: 0,13 17+: 1,66 0-16: 0,37 17+: 6,39 Injury rate per 100,000 population All: 185,23 0-16: 22,9 17+: 161,7 Female: 75,33 Male: 109,89 0-16: 10,44 17+ : 64,56 0-16: 12,46 17+ : 97,14	2019
3.7 By 2030, ensure universal access to sexual and reproductive health-care services, including for family planning, information and education, and the integration of reproductive health into national strategies and programmes	3.7.1 Proportion of women of reproductive age (aged 15-49 years) who have their need for family planning satisfied with modern methods	3.7.1 : 2018: 51 %	The baseline value for the indicator was determined in 2019 as a result of MICS	
	3.7.2 Adolescent birth rate (aged 10-14 years; aged 15-19 years) per 1,000 women in that age group Target: decrease by 40%”	3.7.2 : Adolescent birth rate (aged 10-14 years; aged 15-19 years) per 1,000 women in that age group 2015: 51	3.7.2 : Adolescent birth rate (aged 10-14 years; aged 15-19 years) per 1,000 women in that age group: 51%	2019


GEORGIA ADJUSTED TARGET	GEORGIA ADJUSTED INDICATOR AND TARGET VALUE	GEORGIAN ADJUSTED INDICATOR AND BASLINE VALUE	LATEST DATA	DATA YEAR
 GOAL 3: GOOD HEALTH AND WELL-BEING				
3.8 By 2030, Achieve universal health coverage, including financial risk protection, access to quality essential health-care services and access to safe, effective, quality and affordable essential medicines and vaccines for all	3.8.1 Coverage of essential health services	3.8.1 : 2015: 66 *(index scale is from 0 to 100)	3.8.1 : 66	2017
	3.8.1.1 Percentage of population who reported being sick with any condition over the 6 months and consulted a health care provider Target: 85 %	3.8.1.1 : % of population who reported being sick with any condition over the 6 month and consulted a health care provider 2014: 76.6 %	3.8.1.1 : % of population who reported being sick with any condition over the 6 month and consulted a health care provider: 84,4 %	2017
	3.8.1.2 Percentage of people covered by health insurance or a public health system Target: 100%	3.8.1.2 : % of people covered by health insurance or a public health system 2016: 100 %	3.8.1.2 : % of people covered by health insurance or a public health system: 99,9 %	2019
	3.8.1.3 Out of pocket (OOP) payments as a proportion of total expenditures on health services Target: 30%	3.8.1.3 : OOP payments as a proportion of total expenditures on health services 2015: 57.3 %	3.8.1.3 : OOP payments as a proportion of total expenditures on health services: 53 %	2018
3.9 By 2030, substantially reduce the number of deaths and illnesses from hazardous chemicals and air, water and soil pollution and contamination	3.9.4 Cases of lower respiratory diseases per 100,000 population (disaggregated by sex and age) Target: substantially reduce by 2030	3.9.4 : 2015: Cases per 100,000 person - 2669.9	3.9.4 : Cases per 100,000 person - 1314,3	2018
3.b By 2030, Support the research and development of vaccines and medicines for the communicable and non-communicable diseases that primarily affect developing countries, provide access to affordable essential medicines and vaccines, in accordance with the Doha Declaration on the TRIPS Agreement and Public Health, which affirms the right of developing countries to use to the full the provisions in the Agreement on Trade-Related Aspects of Intellectual Property Rights regarding flexibilities to protect public health, and, in particular, provide access to medicines for all	3.b.1.1 % of consultations where medicine was prescribed but not purchased because it was too expensive (base: all consultations) (3%)	3.b.1.1 : 2014: 10.2	3.b.1.1 : 9,6 %	2017
	3.b.2 Total ODA to the health sector as part of total health expenditures: 0%	3.b.2 : Total ODA in health sector as % of Total health expenditure 2015: 2.5 %	3.b.2 : Total ODA in health sector as % of Total health expenditure: 2 %	2018
3.c Increase health financing and the recruitment, development, training and retention of the health workforce in Georgia	3.c.1 Ratio of health workers (doctors, nurses) per 100,000	3.c.1 : 2014: Doctors 568.8 2014: Nurses 397.3 Including 2014: Therapists- 23.1 2014: Family doctors- 69 2014: Pediatricians- 21.5 2014: Cardiologists - 22.2 2014: Endocrinologists - 18.9 2014: Nephrologists- 3.1 2014: Dermato-venereologist- 13.3 2014: Neurologists - 19.4 2014: General surgeons - 21 2014: Pediatric surgeons- 5.1 2014: Ophthalmologists - 16.3 2014: Otorhinolaryngologists - 12.7 2014: Urologists - 10.7 2014: Obstetrician-gynecologist - 36 2014: Medical radiologists / radiologists - 44.7 2014: Anesthesian-reanimatologists/Anesthesians- 5.8 2014: Narcologists- 4.5 2014: Therapist-dentists- 42.2 2014: General practitioners- 2.7 2014: Child therapist-dentists- 7.5 2014: Orthodontists- 5.4 2014: Orthopedic dentists- 9.7 2014: Surgeon dentists - 15.7 2014: Child surgeon dentists - 3.2 2014: Jaw surgeons- 3.2 2014: Doctor epidemiologists- 4.3 2014: Junior doctors- 13	3.c.1 : Doctors 795,1 Nurses 494,8 Including Therapists- 42,2 Family doctors- 64,8 Pediatricians- 29,55 Cardiologists - 39 Endocrinologists - 19 Nephrologists- 5,5 Dermato-venereologist- 11,7 Neurologists - 30,1 General surgeons - 39,1 Pediatric surgeons- 6,9 Ophthalmologists - 17,2 Otorhinolaryngologists - 14,4 Urologists - 12,8 Obstetrician-gynecologist - 48,3 Medical radiologists / radiologists - 55,8 Anesthesian-reanimatologists/Anesthesians- 29,2 Narcologists- 5 Therapist-dentists- 45,5 General practitioners- 4,1 Child therapist-dentists- 4,3 Orthodontists- 5,4 Orthopedic dentists- 9,3 Surgeon dentists - 11,3 Child surgeon dentists - 1,5 Jaw surgeons- 5,3 Doctor epidemiologists- 6,4 Junior doctors- 48,4	2018


GEORGIA ADJUSTED TARGET	GEORGIA ADJUSTED INDICATOR AND TARGET VALUE	GEORGIAN ADJUSTED INDICATOR AND BASLINE VALUE	LATEST DATA	DATA YEAR
 GOAL 3: GOOD HEALTH AND WELL-BEING				
	3.c.1.a Ratio of nurses to physicians 2%	3.c.1.a : 2014: Ratio of nurses to physicians - 0.7 %	3.c.1.a : Ratio of nurses to physicians - 0,6 %	2018
3.d Strengthen the capacity of Georgia for early warning, risk reduction and management of national and global health risks	3.d.2 Ratio of physically active population Target: 46%”	3.d.2 : Ratio of physically active population 2017: 36 % according to a survey by ARC	3.d.2 : Ratio of physically active population 39 % according to a survey by ARC	2019
 GOAL 4: QUALTY EDUCATION				
4.1 By 2030, ensure that all girls and boys complete free, equitable and quality primary and secondary education leading to relevant and effective learning outcomes	4.1.1 Percentage of children in fourth, sixth and ninth grades, who have achieved at least a minimum proficiency level in (i) reading and (ii) mathematics, by sex	4.1.1 : 2015: Target Group for 15-year old adults (Source: PISA Research) Reading: Half of the students (51.7%) are in the low achievement group, while only 1.2% of the students are in the high achievement group. Mathematics: More than half of the students (57.1%) are in the low achievement group, while only 1.6% of students are in the high achievement group. In reading: Girls - Avg. 432 points, S.E. = 2.8; Boys - Avg. 374, S.E. = 4.1 In Mathematics: Girls - Avg. 411, S.E. = 2.5; Boys - Avg. 398, S.E. = 3.9 2016: Target Group: IV Grade Students (Source: PIRLS Research) 2.5% of students achieved the highest level of the PIRLS international scale: 22% high 60% average 86% low 14% of students were found to be below the low level of the International Achievement Scale, which means that 14% of students in Georgia found it difficult to complete the assignments for the lower level.	4.1.1 : In 2019, the results of PISA survey of 2018 were published, in which 5,572 students from 326 schools in Georgia (15 years old) participated (the selection coverage index is 83%. 47.83% are girls (2682 students) and 52.17% are boys (2890 students). 39% of students have reached the second level (minimum level) or above. In the survey, teh second level was reached by 44.88% of girls and 28.48% of boys. In mathematics, the second level was reached by 40.73% of girls and 39.48% of boys.	2018
	4.1.2 Number of children left beyond formal education at the primary and lower secondary levels of education	4.1.2 : 2018: Percentage of children who are of primary school entry age and do not attend kindergarten, do not attend primary or incomplete secondary school 1.2 % 2018: Percentage of children who are of age of entry into secondary school and not attending a full-time (basic), full-time secondary or higher education level 1.2 % 2018: Percentage of children who are of full-time school entry age and who are not attending a full-time (basic), full-time secondary, or higher education level 11.3 %	The baseline value for the indicator was determined in 2019 as a result of MICS	
	4.1.3 Percentage of the dropout pupils at the primary and lower secondary levels of education by sex	4.1.3 : 2015: Percentage of the dropout pupils on the primary level of education - 0.36 % 2015: Percentage of the dropout pupils on the lower secondary level of education - 0.88 % * This value does include pupils whose status has been suspended due to their families moving abroad or their demise.	4.1.3 : Percentage of the dropout pupils on the primary level of education - 0,49 % Percentage of the dropout pupils on the lower secondary level of education - 0,82 % * This value does include pupils whose status has been suspended due to their families moving abroad or their demise. The above number does not include students whose status was suspended/paused by reason of moving abroad or decease.	2019
4.2 By 2030, ensure that all girls and boys have access to quality early childhood development and care so that they are ready for pre-primary education	4.2.1 Proportion of children under 5 years of age who are developmentally on track in health, learning and psychosocial well-being, by sex	4.2.1 : 2018: 89.6 % 2018: Male 90.8 % 2018: Female 88.5 %	The baseline value for the indicator was determined in 2019 as a result of MICS	
	4.2.2 Participation of children in organized educational process, by sex (one year before the official school age) Target: increase by 20%	4.2.2 : 2018: 89.6 % 2018: Male 87.5 % 2018: Female 92.2 %	The baseline value for the indicator was determined in 2019 as a result of MICS	




GEORGIA ADJUSTED TARGET	GEORGIA ADJUSTED INDICATOR AND TARGET VALUE	GEORGIAN ADJUSTED INDICATOR AND BASLINE VALUE	LATEST DATA	DATA YEAR
 GOAL 4: QUALTY EDUCATION				
4.3 By 2030, ensure equal access for all women and men to affordable and quality technical, vocational and tertiary education, including university	4.3.1 Participation rate of youth and adults in formal and non-formal education and training in the last 12 months, by sex and age group – 25-64 Target: 10% increase	4.3.1 : 2017: Lifelong learning (LLL) index - 1.6 %	4.3.1 : Lifelong learning (LLL) index - 1 %	2019
4.3.b Ensure access to “state program on professional/vocational education, trainings and increasing qualification for job seekers” among refugees and persons with humanitarian status	4.3.b.1 Number of refugees and persons with humanitarian status included in the “state program on professional/vocational education, trainings and increasing qualification for job seekers”	4.3.b.1 : 2017: Number of participants in the program 0 2017: Number of participants with a refugee status registered in the system 10 2017: With humanitarian status 13	4.3.b.1 : Number of participants in the program 0 Number of participants with a refugee status registered in the system 23 With humanitarian status 0	2019
4.3.c Ensure access to education (including higher education and professional/vocational trainings) for inmates, based on their individual risks and needs assessment	4.3.c.1 Percentage of inmates by sex, which are engaged in education (including higher education) and/or vocational training programmes. (30%)	4.3.c.1 : 2015: 3.1 % 2015: Female 53.7 % 302 inmates out of 9717 166 women out of 309 Note: Inmates have no access to higher education	4.3.c.1 : 12 % Female 77 % In the penitentiary institutions of Georgia, defendants / convicted persons are guaranteed access to general and professional education. In addition, convicted persons are guaranteed the right to receive higher education and participate in undergraduate and graduate programs (BA, MA) in resettlement establishments and low-risk prison facilities, as well as, receive the first level of professional higher education in juvenile rehabilitation establishment. This serves both the purpose of enhancing the professional capacity of the accused/ convicted persons and fosters their re-socialization and their dignified reintegration into society. For the year of 2019, a total amount of 1092 defendants/convicted persons participated in professional programs, as a part of which 305 were female defendants /convicted persons (total estimated number of female prisoners in the penitentiary institutions by February 29, 2020 was 398). As for the higher educational programs 57 defendants / convicted persons were enrolled, 3 of which were female defendants/convicts.	2019
4.4 By 2030, increase the number of youth and adults who have relevant skills, including technical and vocational skills, for employment, decent jobs and entrepreneurship	4.4.1 Proportion of youth and adults with information and communications technology (ICT) skills, by type of skill	4.4.1 : 2017: 15-24 64.9 % Copying and moving electronic files and folders - 2017: 15-24 66.5 % Use of copy-paste for duplicating and moving data within one document - 2017: 15-24 57.2 % Sending emails with attachments (documents, photos, etc.) - 2017: 15-24 26.8 % Use of basic arithmetic formulas via spreadsheets - 2017: 15-24 38.2 % Connecting and installing new devices to the computer (modem, webcam, printer, etc.) - 2017: 15-24 31.6 % Finding, downloading, installing and choosing desired parameters for software products - 2017: 15-24 30.6 % Creating electronic presentations through relevant programs (including photos, audio/video files and diagrams) - 2017: 15-24 49.9 % Transferring files between computers and/or other devices - 2017: 15 years and above 36.8 % Copying and moving electronic files and folders - 2017: 15 years and above 36 % Use of copy-paste for duplicating and moving data within one document - 2017: 15 years and above 29 % Sending emails with attachments (documents, photos, etc.) - 2017: 15 years and above 11.7 % Use of basic arithmetic formulas via spreadsheets - 2017: 15 years and above 17.1 % Connecting and installing new devices to the computer (modem, webcam, printer, etc.) - 2017: 15 years and above 12.2 % Finding, downloading, installing and choosing desired parameters for software products - 2017: 15 years and above 9.3 % Creating electronic presentations through relevant programs (including photos, audio/video files and diagrams) - 2017: 15 years and above 24 % Transferring files between computers and/or other devices * Note - Methodology changes from 2018	4.4.1 : 15-24 64,8 % Copying and moving electronic files and folders - 15-24 66,6 % Use of copy-paste for duplicating and moving data within one document - 15-24 57,7 % Sending emails with attachments (documents, photos, etc.) - 15-24 24,1 % Use of basic arithmetic formulas via spreadsheets - 15-24 35,7 % Connecting and installing new devices to the computer (modem, webcam, printer, etc.) - 15-24 33,8 % Finding, downloading, installing and choosing desired parameters for software products - 15-24 36,7 % Creating electronic presentations through relevant programs (including photos, audio/video files and diagrams) - 15-24 55 % Transferring files between computers and/or other devices - 15 years and above 34,2 % Copying and moving electronic files and folders - 15 years and above 32,8 % Use of copy-paste for duplicating and moving data within one document - 15 years and above 31,9 % Sending emails with attachments (documents, photos, etc.) - 15 years and above 10,9 % Use of basic arithmetic formulas via spreadsheets - 15 years and above 17,9 % Connecting and installing new devices to the computer (modem, webcam, printer, etc.) - 15 years and above 14,3 % Finding, downloading, installing and choosing desired parameters for software products - 15 years and above 11,6 % Creating electronic presentations through relevant programs (including photos, audio/video files and diagrams) - 15 years and above 24,9 % Transferring files between computers and/or other devices - * Note - Methodology changes from 2018	2019



GEORGIA ADJUSTED TARGET	GEORGIA ADJUSTED INDICATOR AND TARGET VALUE	GEORGIAN ADJUSTED INDICATOR AND BASLINE VALUE	LATEST DATA	DATA YEAR	
 GOAL 4: QUALTY EDUCATION					
	4.4.1.1 Percentage of employed/self-employed VET graduates Target: at least 60%	4.4.1.1 : 2015: % of graduates were employed or self-employed- 47 %	4.4.1.1 : % of graduates were employed or self-employed- 62 %	2019	
	4.4.1.2 Percentage of employed/self-employed graduates of higher education	4.4.1.2 : 2017: Percentage of employed graduates among graduates of higher education - 62.4 % 2017: Percentage of hired graduates among graduates of higher education - 46.9 % 2017: Percentage of self-employed graduates among graduates of higher education - 15.4 % 2017: Percentage of employed higher education graduates among all employed workforce - 33.6 % 2017: Percentage of hired higher education graduates among all hired workforce - 52.4 % 2017: Percentage of self-employed higher education graduates among all self-employed workforce - 16.1 %	4.4.1.2 : Percentage of employed graduates among graduates of higher education - 62,8 % Percentage of hired graduates among graduates of higher education - 48 % Percentage of self-employed graduates among graduates of higher education - 14,7 % Percentage of employed higher education graduates among all employed workforce - 34,3 % Percentage of hired higher education graduates among all hired workforce - 51,6 % Percentage of self-employed higher education graduates among all self-employed workforce - 16,3 %	2019	
4.5 By 2030, eliminate gender disparities in education and ensure equal access to all levels of education and vocational training for the vulnerable, including persons with disabilities and children in vulnerable situationsk	4.5.1 Parity indices (female/male, rural/urban, bottom/top wealth quintile) for general, professional and higher education	4.5.1 : 2018: Organized teaching (one year younger than the official age of entry into primary school), 1.05 Female/Male 2018: Elementary 1 Female/Male 2018: Basic 1 Female/Male 2018: Secondary 1.05 Female/Male 2018: Organized teaching (one year younger than the official age of entry into primary school), 0.85 Rural/Urban 2018: Elementary 0.99 Rural/Urban 2018: Basic 1.01 Rural/Urban 2018: Secondary 0.96 Rural/Urban 2018: Organized teaching (one year younger than the official age of entry into primary school), 0.8 lowest / highest quintile of wealth 2018: Elementary 0.98 lowest / highest quintile of wealth 2018: Basic 0.95 lowest / highest quintile of wealth 2018: Secondary 0.79 lowest / highest quintile of wealth 2018: Higher Education 1.16 Female/Male 2018: vocational education 1.19 Female/Male	The baseline value for the indicator was determined in 2019 as a result of MICS		
	4.5.1.1 Number of students on free Georgian language courses among asylum seekers, refugees and people with humanitarian status under the age of 18	4.5.1.1 : 2018: number of beneficiaries- 62		4.5.1.1 : Number of beneficiaries- 93 Overall, 93 beneficiaries were provided with the service, and none of them were under 18 years old.	2019
	4.5.1.2 Annual number of students among adult asylum seekers and those with international protection in the educational programs of integration center, by programs and sex	4.5.1.2 : A total number of beneficiaries that participated in integration promotion assistance program for those with international protection in Georgia. 2017: - 110 2017: Female 23 2017: Male 87		4.5.1.2 : A total number of beneficiaries that participated in integration promotion assistance program for those with international protection in Georgia. 93 Female 40 Male 53	2019
4.6 By 2030, ensure that all youth and at least 99-100% per cent of adolescents, both men and women, achieve functional skills of literacy and numeracy	4.6.1 Percentage of youth (15-24) and adolescents (15 years and older), achieving at least a fixed level of proficiency in functional (a) literacy and (b) numeracy skills, by sex	4.6.1 : 2014: According to the 2014 General Population Census of Georgia, literacy among the population aged 10 and above is 99.6 %	4.6.1 : According to the 2014 General Population Census of Georgia, literacy among the population aged 10 and above is 99,9 % a) Literacy rate: women (age 15-24 years) - 99.8%; men (age 15-24 years) - 99.9%. 2018 Georgia MICS, SR.2, Literacy rate (age 15-24 years). b) Assessing the competences of 15-year-old students in the natural science, reading and math – PISA 2018 – points: boys – 399; girls – 362 (range: 0 - 1000).	2019	

GEORGIA ADJUSTED TARGET	GEORGIA ADJUSTED INDICATOR AND TARGET VALUE	GEORGIAN ADJUSTED INDICATOR AND BASLINE VALUE	LATEST DATA	DATA YEAR
 GOAL 4: QUALTY EDUCATION				
<p>4.7 By 2030, ensure that all learners acquire the knowledge and skills needed to promote sustainable development, including, among others, through education for sustainable development and sustainable lifestyles, human rights, gender equality, promotion of a culture of peace and non-violence, global citizenship and appreciation of cultural diversity and of culture's contribution to sustainable development</p>	<p>4.7.1 Extent to which (i) global citizenship education and (ii) education for sustainable development, including gender equality and human rights, are mainstreamed at all levels in: (a) national education policies, (b) curricula, (c) teacher education programs and (d) student assessment systems</p>	<p>4.7.1: a) Activities to promote global citizenship in education and sustainable development, gender equality and human rights are foreseen in the Ministry's policy document: Education and Science Strategy 2017-2021 and in its action plan for 2019. These issues also are envisaged in various fields in interagency strategic documents.</p> <p>b) The National Curriculum outlines various issues related to global citizenship: At primary level - "Natural Sciences" (I-VI grades), Social Sciences: "Me and Society" (III-IV grades); At lower secondary level - Social Sciences: "Geography" (VII grade), "Citizenship" (IX grade). The system of vocational education has completely moved to teach that is based on a modular approach from January 2019. Thus, a module of civil education has become a compulsory component of any vocational education program. Besides, memorandum of cooperation was signed between the Ministry of Education, Science, Culture and Sport of Georgia and The International Foundation for Electoral Systems (IFES), which is aimed at improvement of quality of teaching of civil education by teachers working in the field of vocational education and preparation of civil education manuals. Measures that promote civil education in the field of vocational education will be carried out within the cooperation: civil education module will be re-processed (upgraded complex version of the module will be available in few days), educational resources for students will be created, teacher's guide will be prepared. Besides, teachers of civil education will undergo training and get relevant support for the improvement of teaching quality. Working meetings and conferences will be held with the participation of various interested parties that will be focused on the development of citizen's competences among vocational students. The Ministry plans to implement secondary stage vocational programs this year in accordance with a new law on vocational education, where all outcomes of the secondary stage of full general education will be integrated in. These programs will be offered to vocational students who will be admitted to vocational programs based on compulsory basic education (9 classes). Diplomas will be awarded to students after completion of the program, which will be equalized with a certificate of full general education. For this purpose, an order #170/N of the Minister of Education, Science, Culture and Sport was approved on August 19, 2019, in respect to "Approval of rules and conditions for the integration of educational outcomes of the secondary stage of general education into secondary stage vocational educational programs". Integrated general modules were approved as an annex to this rule, including "Citizenship" module, which is based on standards of civil education and history and is focused on understanding of role of citizens in social and political life of a state by vocational students; understanding of urgent social problems and work on solving of such issues; specifying of forms and means of participation in activities that are beneficial to the society and the state; developing skills required for operation with industrial language and research of social-political processes; see the place and role of own state in global historical processes.</p> <p>c) • Issues of sustainable development are reviewed in the module "Civil Educational Course for participants of the National School of Teachers Program".</p> <ul style="list-style-type: none"> • Issues of gender equality and protection of human rights, also early marriage and reproductive health are reviewed in the following modules "Equality/ reproductive health /healthy lifestyle/ rights", "Civil Educational Course for participants of National School of Teachers Program", "Prevention of bullying at schools and promotion of tolerant culture"; • Aims of sustainable development in the field of geography are provided in the following training modules: <ul style="list-style-type: none"> a) National School of Teachers – general course in geography where one session is dedicated to reviewing of above-mentioned topics; b) General Geography – for practicing teachers where one session is dedicated to reviewing of above-mentioned topics; c) Public and Global Geography - for practicing teachers where one session is dedicated to reviewing of above-mentioned topics; • Webinar and a meeting was held for those geography, civil education, and English language teachers who planned to hold the World's Largest Lesson in order to introduce aims of sustainable development to them; <p>The National Center for Teachers Professional Development has been carrying out the project the World's Largest Lesson since 2015 for geography, civil education and English language teachers, which is focused on raising awareness of pupils about the aims of sustainable development and their active involvement in these processes.</p> <ul style="list-style-type: none"> • Meetings with school pupils were held in order to introduce aims of sustainable development (organized by self-governance of Tbilisi N87 Public School, by the initiative of Georgian Geography Society); • A master-class and a work-shop in respect to this topic was planned for geography teachers; • Aims of sustainable development are considered in a training course "teaching through projects at English language lessons" prepared within a joint project of the British Council and the National Center for Teachers Professional Development. Teachers plan lessons within the framework of trainings in accordance with the aims of sustainable development. The first stage of the competition was held in 2019 within the project for teachers who are project participants. The second stage of the project was carried out at the beginning of 2020. Teachers submitted winner projects about the aims of sustainable development together with pupils at the final stage of the competition. • Aims of sustainable development were reflected in the teacher's book – "Class-room"; • From 2010, within the scope of "Teach and Learn with Georgia", foreign volunteer teacher groups annually visit Georgia. Since 2013, the program has broadened, and now besides the English language, Chinese, French, German and Italian are also being taught. They pass trainings in Georgia. Trainings envisage issues of methodology, safety, and intercultural differences. Foreigners get familiarized with the cultural characteristics of Georgia. • On June 16, at the Kutaisi Historical-Architectural Museum-Reserve, the annual regional conference of teachers - "Cultural Heritage and Us" founded by the National Agency for Cultural Heritage Preservation Georgia has been launched. The topic of the conference was: "Cultural Heritage and Civic Awareness", "Cultural Heritage in School Lessons", and "School and Museum". In agreement with the leadership of the National Centre for Teachers Professional Development, authors of positively evaluated papers were awarded certificates to receive additional credit points. • In 2019, on informational-educational resource mastsavlebeli.ge, were prepared and published: 58 articles about Human Rights, Equality and Global Citizenship; 32 articles about Media Literacy and Digital Citizenship; 13 articles about Sustainable Development and 18 articles about Developing Entrepreneurial Skills Training. 	<p>The baseline value for the indicator is determined as of 2019</p>	


GEORGIA ADJUSTED TARGET	GEORGIA ADJUSTED INDICATOR AND TARGET VALUE	GEORGIAN ADJUSTED INDICATOR AND BASLINE VALUE	LATEST DATA	DATA YEAR
 GOAL 4: QUALTY EDUCATION				
<p>4.a Build and upgrade education facilities that are child, disability and gender sensitive and provide safe, non-violent, inclusive and effective learning environments for all</p>	<p>4.a.1 Proportion of schools with access to: (a) electricity; (b) the Internet for pedagogical purposes; (c) computers for pedagogical purposes; (d) adapted infrastructure and materials for students with disabilities; (e) basic drinking water; (f) single-sex basic sanitation facilities; (g) basic handwashing facilities (as per the WASH indicator definitions)</p> <p>target: 100%</p>	<p>4.a.1 : 2018: % of schools that have access to electricity - 100 % 2018: % of schools that (administration and school computer labs) have access to internet - 100 % 2018: % of public schools that are entirely adapted- 4.3 % 2018: % of schools that are partially adapted (adapted sanitation facilities/toilets, ramp and/or elevator, resource room) - 39 % 2018: % of schools that have access to basic water - 100 % 2018: % of schools that have single-sex basic sanitation facilities (toilets) - 100 % 2018: % of schools that have basic handwashing facilities - 100 % Starting from 2011, portable computers (books) are given for educational purposes to all first-grade pupils and their tutors. For the 2019-2020 academic year, 156 public school first-graders will be given portable computers with updated specifications, and public school first-grader tutors will be provided with portable computers.</p>	<p>4.a.1 : % of schools that have access to electricity - 100 % % of schools that (administration and school computer labs) have access to internet - 100 % % of public schools that are entirely adapted- 6,7 % % of schools that are partially adapted (adapted sanitation facilities/toilets, ramp and/or elevator, resource room) - 52 % % of schools that have access to basic water - 100 % % of schools that have single-sex basic sanitation facilities (toilets) - 100 % % of schools that have basic handwashing facilities - 100 % Starting from 2011, portable computers (books) are given for educational purposes to all first-grade pupils and their tutors. For the 2019-2020 academic year, 156 public school first-graders will be given portable computers with updated specifications, and public school first-grader tutors will be provided with portable computers. Schools with electricity accessibility - 100% Schools with internet access - 100%, administration and school computer laboratories. Fully adapted schools - 6.7% Partly adapted schools (adapted lavatories, ramp and / or elevator) - 52% Schools with water supply - 100% Schools with washstand - 100% Schools with separate lavatories for girls and boys - 100%</p> <p>Since 2011, portable computers (books) for teaching have been delivered for all primary school students and head teachers. From the 2019-2020 school year, all primary school students were delivered portable computers (books) with updated specifications, and standard portable computers were delivered to 165 public primary school head teachers involved in "New Education Model" within "General Education Promotion" subprogram.</p>	2019
<p>4.c By 2030, substantially increase the supply of qualified teachers, including through international cooperation for teacher training in Georgia</p>	<p>4.c.1. Percentage of teachers in pre-primary education and public schools at primary, lower secondary and upper secondary levels, who have relevant qualification and/or have received at least the minimum organized teacher training (i.e. pedagogical training) (100%)</p>	<p>4.c.1 : 2018: % of general education teachers who have higher education degree - 100 %</p>	<p>4.c.1 : % of general education teachers who have higher education degree - 92 %</p>	2019
	<p>4.a.1.1. The proportion of the schools which use coal, wood and/or manure for main source of heating and food preparation</p> <p>target: does not exceed 30%</p>	<p>4.a.1.1 : 2018: % of public schools that have central heating - 38.5 % The rest of the schools use coal and wood as main sources for heating.</p>	<p>4.a.1.1 : % of public schools that have central heating - 45,8 % The rest of the schools use coal and wood as main sources for heating.</p> <p>Public schools using central heating - 45.8 %</p> <p>Public schools using coal, firewood and other means - 54.2 %</p>	2019


GEORGIA ADJUSTED TARGET	GEORGIA ADJUSTED INDICATOR AND TARGET VALUE	GEORGIAN ADJUSTED INDICATOR AND BASLINE VALUE	LATEST DATA	DATA YEAR
 GOAL 5: GENDER EQUALITY				
5.1 Reduce all forms of discrimination against all women and girls everywhere	5.1.1 Existence of legal framework according to international standards to promote, enforce and monitor equality and non-discrimination on the basis of sex. target: 100%	5.1.1 : Existence of legal framework according to international standards to promote, enforce and monitor equality and non-discrimination on the basis of sex 2019: 88.37 %	The baseline value for the indicator was determined in 2019	
5.3 Eliminate all harmful practices, such as child, early and forced marriage	5.3.1. Proportion of women aged 20-24 years who were married or in a union before age 15 and before age 18	5.3.1 : 2018: 0-14 0.3 % 2018: 0-17 13.9 %	The baseline value for the indicator was determined in 2019 as a result of MICS	
	5.3.1.1 The number of girls who dropped out from schools because of marriage	5.3.1.1 : 2015: girls who dropped out of schools because of marriage - 408	5.3.1.1 : Girls who dropped out of schools because of marriage - 78 Note: The above number only includes girls who left school by reason of marriage under the age of 18.	2019
5.5 Ensure women's full and effective participation and equal opportunities for leadership at all levels of decision making in political, economic and public life	5.5.1 Proportion of seats held by women in national parliaments and local governments	5.5.1 : 2016: Proportion of seats held by women in national Parliament - 16 % 2016: Proportion of seats held by women in local governments - 11.6 %	5.5.1 : Women's representation in the Parliament of Georgia is 14.8% (22 women and 127 men). Women's representation in local governments is 13.5% (277 women and 1,781 men).	2019
	5.5.1.1 Proportion of directly elected female mayors	5.5.1.1 : 2016: Proportion of directly elected female mayors - 0 %	5.5.1.1 : Proportion of directly elected female mayors - 1,6 %	2017
	5.5.1.2 Proportion of appointed female governors	5.5.1.2 : 2016: Proportion of appointed female governors - 0.6 %	5.5.1.2 : Proportion of appointed female governors - 0 %	2019
	5.5.2 Proportion of women in managerial positions	5.5.2 : 2017: Proportion of women in managerial positions - 32 %	5.5.2 : Proportion of women in managerial positions - 35,7 %	2018
	5.5.2.1 Share of women in I and II rank officials	5.5.2.1 : 2016: Proportional number of women in rank I and II officials employed in public service - 22 %	5.5.2.1 : Proportional number of women in rank I and II officials employed in public service - 36,39 %	2019
	5.5.2.2 Proportion of women in decision-making positions in the judiciary (positions at regional/city courts, appellate courts and the supreme court)	5.5.2.2 : 2015: Proportion of women in decision-making positions in the judiciary (positions at regional/city courts, appellate courts and the supreme court) - 6.9 %	5.5.2.2 : Proportion of women in decision-making positions in the judiciary (positions at regional/city courts, appellate courts and the supreme court) - 10,7 %	2019
	5.5.2.3 Gender-based wage gap	5.5.2.3 : 2014: Gender-based wage gap - 37 %	5.5.2.3 : Gender-based wage gap - 35,8 %	2018
5.6 By 2030, Ensure universal access to sexual and reproductive health and reproductive rights as agreed in accordance with the Programme of Action of the International Conference on Population and Development and the Beijing Platform for Action and the outcome documents of their review conference	5.6.1 Proportion of women aged 15-49 years who make their own informed decisions regarding sexual relations, contraceptive use, and reproductive health care. Target to be established based on Georgia MICS 2018 data	5.6.1 : 2018: 79.2 %	The baseline value for the indicator was determined in 2019 as a result of MICS	




GEORGIA ADJUSTED TARGET	GEORGIA ADJUSTED INDICATOR AND TARGET VALUE	GEORGIAN ADJUSTED INDICATOR AND BASLINE VALUE	LATEST DATA	DATA YEAR	
 GOAL 5: GENDER EQUALITY					
5.b Enhance the use of enabling technology, in particular information and communications technology, to promote the empowerment of women	5.b.1 Proportion of individuals who own a mobile telephone, by sex	5.b.1 : Proportion of population 6 years and older who own a mobile telephone, by sex 2016: All- 78.4 % 2016: Male 80.8 % 2016: Female 76.2 %	5.b.1 : Proportion of population 6 years and older who own a mobile telephone, by sex All- 84,8 % Male 85,6 % Female 84,1 %	2019	
 GOAL 6: CLEAN WATER AND SANITATION					
6.1 By 2030, achieve universal and equitable access to safe and affordable drinking water for all.	6.1.1 Increasing the number of registered water users *According to the existing legal framework, registration as a water user denotes access on safely managed drinking water.	6.1.1 : A number of registered water users 2015: Total: 912845 2015: Household Users: 870218 2015: Non-household Users: 42627	6.1.1 Number of water users subscribers Total: 997,015 Household subscribers: 931,259 Non-household subscribers: 65,756	2018	
6.2 By 2030, achieve access to adequate and equitable sanitation and hygiene for all and end open defecation, paying special attention to the needs of women and girls and those in vulnerable situations.	6.2.1 Proportion of population using safely managed sanitation services, including a hand-washing facility with soap and water	6.2.1 : 2018: Share of household population having a hand-washing facility on premises with soap and water, or other hand-washing facility 93.9 % 2018: Share of household population using improved sanitation facilities which are not shared with other households 92 % 2018: Share of household population using improved sanitation facilities that are not flush/pour flush to piped sewer system and whose waste has never been emptied into a closed pit 64.2 % 2018: Share of household population using improved sanitary knot that are not flush/pour flush to piped sewer system and whose waste is emptied and removed by the provider for recycling 9.7 %	The baseline value for the indicator was determined in 2019 as a result of MICS		
 GOAL 7: AFFORDABLE AND CLEAN ENERGY					
7.1 By 2030, Georgia achieves significant progress in ensuring nationwide access to affordable, reliable and modern energy services	7.1.1 Proportion of population with access to electricity target: 100%”	7.1.1 : 2015: 99 %	7.1.1 : 99,9 %	2019	
	7.1.2 Proportion of population with primary reliance on clean fuels and technology	7.1.2 : 2018: 58.8 %	The baseline value for the indicator was determined in 2019 as a result of MICS		
	7.1.3 Proportion of population with access to reliable and modern energy services - Almost 100% of population will have access to electricity and 75% - to natural gas in 2030	7.1.3 : 2015: About 99 % of households have access to electricity 2015: About 68 % of households have access (active consumers) to natural gas	7.1.3 : About 100 % of households have access to electricity About 75 % of households have access (active consumers) to natural gas	2019	




GEORGIA ADJUSTED TARGET	GEORGIA ADJUSTED INDICATOR AND TARGET VALUE	GEORGIAN ADJUSTED INDICATOR AND BASLINE VALUE	LATEST DATA	DATA YEAR
 GOAL 7: AFFORDABLE AND CLEAN ENERGY				
7.2 By 2030, increase substantially the share of renewable energy in the energy mix of Georgia	7.2.1.1 Renewable energy share in the total final energy consumption target: Renewable energy share (hydro, geothermal and solar, biofuels and waste) in the energy mix will equal approximately 30% by 2030	7.2.1.1. : 2015: Renewable energy share in the energy mix is approximately 26.76 %	7.1.3 : About 100 % of households have access to electricity About 75 % of households have access (active consumers) to natural gas	2019
7.3 By 2030, significantly increase the rate of improvement in energy efficiency in Georgia	7.3.1 Energy intensity, measured according to primary energy and GDP target: Energy intensity will equal 5.787 (According to prices in 2014 and baseline energy consumption intensity minus 10%)	7.3.1 : 2015: 6.43 total Inland Supply per million Gel (TJ/GDP)	7.3.1 : 5083 total Inland Supply per million Gel	2018
 GOAL 8: DECENT WORK AND ECONOMIC GROWTH				
8.1 By 2020 Sustain per capita economic growth in accordance with national circumstances	8.1.1 Average growth rate of real GDP per capita (5%)	8.1.1 : 2014: 4.6 %	8.1.1 : 4,9 %	2018
8.2 By 2020 Achieve higher levels of economic productivity through diversification, technological upgrading and innovation, including through a focus on high-value added and labor-intensive sectors	8.2.1 Annual growth rate of real GDP per employed person (2.5%)	8.2.1 : 2015: 0.5 %	8.2.1 : 5,6 %	2018
8.3 Promote development-oriented policies that support productive activities, decent job creation, entrepreneurship, creativity and innovation, and encourage the formalization and growth of micro-, small- and medium-sized enterprises, including through access to financial services	8.3.1 Proportion of self-employed in non-agriculture employment. target: 10%”	8.3.1 : 2017: Proportion of self-employed in non-agriculture employment - 33.9 % 2017: Male 37.9 % 2017: Female 29.2 % *Note: The 2017 sampling frame is the 2014 general population census database	8.3.1 : Proportion of self-employed in non-agriculture employment - 36,2 % Male 41,5 % Female 29,8 %	2018
8.5 By 2030, implement effective state policy in order to achieve productive employment and decent work for all women and men, including for young people and persons with disabilities, and equal pay for work of equal value	8.5.1 Average hourly earnings of female and male employees target: - average hourly earnings of females - 14.4 GEL; - average hourly earnings of males - 17.4 GEL	8.5.1 : 2015: Female 3.9 2015: Male 6.1	8.5.1 : Female 5,1 Male 8	2018
	8.5.2 Unemployment rate, by sex and age group. target: 9.5%”	8.5.2 : Unemployment rate 2015: 14.1 % 2015: Female 12.4 % 2015: Male 15.6 % 2015: 15-24 33.8 % 2015: 25-34 20.3 % 2015: 35-44 15.2 % 2015: 45-54 12 % 2015: 55-64 8.2 % 2015: 65 and older 1.1 % * Calculated based on 2014 population census database	8.5.2 : Unemployment rate 12,7 % Female 11,2 % Male 13,9 % 15-24 29,9 % 25-34 18,1 % 35-44 12,8 % 45-54 9,7 % 55-64 7,8 % 65 and older 3,3 %	2018


GEORGIA ADJUSTED TARGET	GEORGIA ADJUSTED INDICATOR AND TARGET VALUE	GEORGIAN ADJUSTED INDICATOR AND BASLINE VALUE	LATEST DATA	DATA YEAR
 GOAL 8: DECENT WORK AND ECONOMIC GROWTH				
8.6 By 2020, substantially reduce the proportion of youth not in employment, education or training	8.6.1 Proportion of youth (aged 15-24 years) not in education, employment or training target: reduced by 8%	8.6.1 : 2014: 27.9 %	8.6.1 : 26,9 %	2018
8.7 Take immediate and effective measures to eradicate forced labor, end modern slavery and human trafficking and secure the prohibition and elimination of the worst forms of child labor, including recruitment and use of child soldiers, and by 2025 end child labor in all its forms	8.7.1.1. Number of victims of trafficking and forced labor by age groups	8.7.1.1 : Statistics of all crimes registered by all investigation agencies of Georgia 2015: Criminal Code of Georgia Article 1431. Human trafficking - 15 2015: Criminal Code of Georgia Article 1432. Child trafficking - 3 2015: Criminal Code of Georgia Article 1433. Using services of victims (person affected by) of human trafficking - 0	8.7.1.1 : Statistics of all crimes registered by all investigation agencies of Georgia Criminal Code of Georgia Article 1431. Human trafficking - 9 Criminal Code of Georgia Article 1432. Child trafficking - 13 Criminal Code of Georgia Article 1433. Using services of victims (person affected by) of human trafficking - 0	2019
8.8 Protect labour rights and promote safe and secure working environments for all workers, including migrant workers, in particular women migrants, and those in precarious employment	8.8.1 Frequency rates of fatal and non-fatal occupational injuries, by sex and migrant status target: By 2030, the incidence of fatal and non-fatal industrial injuries is reduced for every 100,000 employees	8.8.1 : 2018: frequency rate of fata occupation injuries - 3.4 2018: frequency rate of nonfatal occupational injuries - 11.7 total number of fatal and non-fatal occupational injuries in 2018: all - 258 fatal - 59 non-fatal- 199	8.8.1 : Frequency rate of fata occupation injuries - 2,2 frequency rate of nonfatal occupational injuries - 9,7 total number of fatal and non-fatal occupational injuries in 2018: all - 258 fatal - 59 non-fatal- 199 Compared to the previous year, in 2019 the number of fatal accidents in the workplace decreased by 24%, while the number of persons injured in the workplace, because of the occupational accidents, decreased by 16%.	2019
	8.8.1.1. Number of companies visited by labor inspectors per year target: by 2030, at least 1.5 % of companies are visited by inspectors	8.8.1.1 : 2018: % of companies that were visited by labor inspectors - 0.28 % Registered cases of violation of labor protection and safety rules - 16	8.8.1.1 : % of companies that were visited by labor inspectors - 0,43 % Registered cases of violation of labor protection and safety rules - 16	
8.9 By 2025, devise and implement policies to promote sustainable tourism that creates jobs and promotes local culture and products	8.9.1.1 Number of employees in tourism industries - target: more than 333 000 employees (for 2025)	8.9.1.1 : 2015: 171000 *Calculated based on 2014 general population census	8.9.1.1 : 193000	2018
8.10 Strengthen the capacity of domestic financial institutions to encourage and expand access to banking, insurance and financial services for all	8.10.2 Proportion of adults (15 years and older) with an account at a bank or other financial institution or with a mobile-money-service provider	8.10.2 : 2014: 39.7 % Woman: 39.8%	8.10.2 : Total: 61.23% Women: 41.5%	2017
 GOAL 9: INDUSTRY, INNOVATION AND INFRASTRUCTURE				
9.2 Promote inclusive and sustainable industrialization and, by 2030, significantly raise industry's share of employment and gross domestic product, in line with national circumstances	9.2.1 MVA as a Proportion of GDP: 2020 - 17%; 2030 -22%; Manufacturing value added per capita: 2020 - 1,500 GEL (\$688) 2030 - 2,500 GEL (\$1146)	9.2.1 : 2014: 12.3 % 2014: 784.5 GEL \$444.3	9.2.1 : 9,8 % 766,9 GEL \$272.0	2019
	9.2.2 Manufacturing employment as a proportion of total employment: arget: 2020 - 7% 2030 - 10%	9.2.2 : 2014: 5.2 % *Calculated based on 2014 general population census	9.2.2 : 6,2 % *Calculated based on 2014 general population census 6.7% for Mining and quarrying and Manufacturing industry 6.2% for Manufacturing industry	

GEORGIA ADJUSTED TARGET	GEORGIA ADJUSTED INDICATOR AND TARGET VALUE	GEORGIAN ADJUSTED INDICATOR AND BASLINE VALUE	LATEST DATA	DATA YEAR
 GOAL 9: INDUSTRY, INNOVATION AND INFRASTRUCTURE				
9.3 Increase the access of small and medium scale industrial and other enterprises to financial services and their integration into value chains and markets.	9.3.1 Proportion of small and medium-scale industries in total industry value added - 50%	9.3.1 : 2014: 46.7 %	9.3.1 : 48,7 %	2018
9.5 Enhance scientific research, upgrade the technological capabilities of industrial sectors, including, by 2030, encouraging innovation and substantially increasing the number of research and development workers per 1 million people and public and private research and development spending.	9.5.1 Research and development expenditure	9.5.1 : Expenditures on research and development 2015: 0.39 %	9.5.1 : 0.29%	2018
	9.5.2 Researchers (in full-time equivalent) per million inhabitants	9.5.2 : 2015: 1879	9.5.2 : 1573	2018
9.b Support domestic technology development, research and innovation, including by ensuring a conducive policy environment for, inter alia, industrial diversification and value addition to commodities.	9.b.1 Proportion of medium and high-tech industry value added in total: 30%	9.b.1 : 2014: 29 %	9.b.1 : 50,3 %	2018
9.c Significantly increase access to information and communications technology and strive to provide universal and affordable access to the Internet by 2020.	9.c.1 Density of population covered by a mobile network Target: - density of mobile network subscribers - 150 %; - density of mobile internet users penetration - 85 %, - 4G mobile internet coverage - 99%	9.c.1 : 2015: Coverage of mobile network users - 90 % 2015: Coverage of mobile internet users - 57.5 % 2015: Coverage of 4g mobile internet users - 32 %	9.c.1 : Coverage of mobile network users - 147 % Coverage of mobile internet users - 60 % Coverage of 4g mobile internet users - 90 %	2019
 GOAL 10: REDUCED INEQUALITIES				
10.1 By 2030, progressively achieve and sustain income growth of the bottom 40 per cent of the population at a rate higher than the national average	10.1.1 Average Growth rate of income per capita among the bottom 40 per cent of the population. target: 2030 – 13%	10.1.1 : 2015: 5 % *The bottom 40% of the population is estimated from per capita income of the entire population	10.1.1 : 10,7 % *The bottom 40% of the population is estimated from per capita income of the entire population	2018
10.2 By 2030, empower and promote the social, economic and political inclusion of all, irrespective of age, sex, disability, race, ethnicity, origin, religion or economic or other status	10.2.1 Proportion of people living below 50 per cent of median income, by age, sex, and persons with disabilities	10.2.1 : 2015: 20 and below: 15.7 % 2015: 20-39: 14.9 % 2015: 40-59 15.5 % 2015: 60+ 10.7 % 2015: Female 14.1 % 2015: Male 14.6 % 2015: Total: 14.3 % Note: Calculated according to equivalent median income of total population.	10.2.1 : 20 and below :17,3 % 20-39: 15,3 % 40-59 16,3 % 60 +: 10,3 % Female 14,7 % Male 15,3 % Total: 15 % Note: Calculated according to equivalent median income of total population.	2018
10.3 Ensure equal opportunity and reduce inequalities of outcome, including by eliminating discriminatory laws, policies and practices and promoting appropriate legislation, policies and action in this regard	10.3.1 Percentage of girls and women aged 15-64 who have experienced sexual harassment in general and specifically, sexual harassment at the work place, within the last 12 months	10.3.1 : 2018: Female 6.4 % 2018: Male 4.4 % * Limitation: This indicator is only measured for women aged 15-49	The baseline value for the indicator was determined in 2019 as a result of MICS	


GEORGIA ADJUSTED TARGET	GEORGIA ADJUSTED INDICATOR AND TARGET VALUE	GEORGIAN ADJUSTED INDICATOR AND BASLINE VALUE	LATEST DATA	DATA YEAR
 GOAL 10: REDUCED INEQUALITIES				
10.4 Adopt policies, especially fiscal, wage and social protection policies, and progressively achieve greater equality	10.4.1 Labour share of GDP - 50%	10.4.1 : 2015: 28.9	10.4.1 : 28,6	2019
	10.4.1.1 Existence of laws and policies that promote parental leave, including paternity leave	10.4.1.1 : The Labor Code and the Law on Public Service of Georgia guarantee the right of an employee to obtain a parental paid and unpaid leave, with no specific indications to rules promoting paternity leave.	10.4.1.1 : The Law introduces new regulations in terms of maternity leave and defines that the father is also granted a right to take a leave (Article 64). The Parliament of Georgia together with the state institutions, including the Ministry is working on amendments to the legislation in order to improve labour rights of women in frames of commitments taken by the Association Agreement (directives from Annex XXX).	2019
10.7 Facilitate orderly, safe, regular and responsible migration and mobility of people, including through the implementation of planned and well-managed migration policies	10.7.1.1 Number of 1) agreements on circular migration and their beneficiaries - 2) number of employed migrants (in Georgia); 3) Number of Georgian citizens employed abroad through intermediary recruitment agencies.	10.7.1.1 : 2015: Number of agreements and their beneficiaries 0 2015: Number of immigrants registered in the Ministry of IDPs from the Occupied Territories, Labor, Health and Social Affairs of Georgia (in Georgia) 7 2016: Number of Georgian Citizens Employed Abroad through Employment Agencies registered in the Ministry of IDPs from the Occupied Territories, Labor, Health and Social Affairs of Georgia 373 2016: Ongoing and completed pilot projects to promote temporary legal employment (circular migration) abroad 2 - Agreement on the Stay of Qualified Specialists and Circular Migration between the governments of France and Georgia: signed in 2013; came into force in 2019 - Ongoing and completed pilot projects to promote temporary legal employment (circular migration) abroad. Pilot project with Germany (2013-2016) Pilot project with Poland (2017- currently)	10.7.1.1 : Number of agreements and their beneficiaries 0 Number of immigrants registered in the Ministry of IDPs from the Occupied Territories, Labor, Health and Social Affairs of Georgia (in Georgia) 152 Number of Georgian Citizens Employed Abroad through Employment Agencies registered in the Ministry of IDPs from the Occupied Territories, Labor, Health and Social Affairs of Georgia 0 Ongoing and completed pilot projects to promote temporary legal employment (circular migration) abroad 1	2019
	10.7.2.1 a) The existence and b) implementation of an action plan of the The National Migration Strategy target: plans largely implemented”	10.7.2.1 : 2015: Migration & Development is a part of 2016-2020 Migration Strategy	10.7.2.1 : On December 14, 2015, the Government of Georgia adopted Georgia’s Migration Strategy for 2016-2020 (based on the Resolution #622), which along with other priority directions (8 in total) comprised “Migration and Development”, aimed at addressing the economic and human resources of Georgian citizens living abroad, Diaspora representatives and immigrants to the country’s development. Along with the strategy, the State Commission on Migration Issues (SCMI) adopted the 2-year (2016-2017) action plan, which later was replaced by one-year (2018, 2019, 2020) action plans. In order to effectively implement Migration Strategy, the SCMI Secretariat introduced the Electronic System on Monitoring and Reporting in 2016. The e-system enables the Strategy implementing state agencies to report on the progress of implementation of the action plan electronically, while the SCMI Secretariat conducts an online monitoring and issues quarterly progress reports. To date, sixteen such progress reports have been produced. Based on the quarterly progress reports, the SCMI Secretariat develops annual evaluation reports on implementation of the action plans. To date, two such reports have been produced (for the 2016-2017 and 2018 Action Plans), and preparatory work for evaluation of the 2019 Action Plan has started. On 30 November 2019, the 2020 Action Plan was approved by the SCMI and its first quarterly monitoring will be conducted in April 2020. In addition to evaluating the Action Plan, the SCMI Secretariat also conducts a strategy assessment in accordance with the evaluation indicators adopted by the SCMI in 2016. In 2017, a baseline assessment of the strategy was carried out for the first time, and in 2019 an interim evaluation was completed. In November 2019, the SCMI approved the concept of a new 2021-2030 Migration Strategy, which is entirely based on the principle of “Migration and Development”, which, from the modern perspective, is viewed as an advanced approach aiming at minimizing negative aspects of migration against increasing its positive effects that in turn should be maximally channeled for the country’s development. In December 2019, a Strategy Working Group was renewed within the SCMI Migration Lab, which will elaborate a new strategy, based on the above mentioned concept. In January 2019, the SCMI Secretariat received (through the Ministry of Foreign Affairs of Georgia) a special questionnaire developed by the UN DESA aimed at collecting information on international migration within the 12th UN inquiry on Population and Development. The information collected within the survey would be used by the UN for the international assessment of the Sustainable Development Goal 10.7 through the Global Indicator 10.7.2. The questionnaire filled by the SCMI Secretariat and SCMI Member Agencies was sent to the UN through the Ministry of Foreign Affairs. The information processed by the relevant UN agencies was published in October 2019 as a synthesis report. Besides, the UN DESA separately published country profiles (including Georgia).	2019


GEORGIA ADJUSTED TARGET	GEORGIA ADJUSTED INDICATOR AND TARGET VALUE	GEORGIAN ADJUSTED INDICATOR AND BASLINE VALUE	LATEST DATA	DATA YEAR
 GOAL 11: SUSTAINABLE CITIES AND COMMUNITIES				
11.1 Ensure safe living conditions for displaced persons in Georgia	11.1.1 Percentage of IDP families that are living in a housing, transferred in their ownership, with increased risk for inhabitant's health and safety and/or is unsuitable for living; target: 0.2%	11.1.1 : Percentage of IDP families that are living in a housing, transferred in their ownership, with increased risk for inhabitant's health and safety and/or is unsuitable for living; 2015: 0.4 %	11.1.1 : Percentage of IDP families that are living in a housing, transferred in their ownership, with increased risk for inhabitant's health and safety and/or is unsuitable for living: 1,1 %	2019
11.6 By 2030, reduce the adverse per capita environmental impact of cities, including by paying special attention to air quality and municipal and other waste management	11.6.2 Annual mean levels of fine particulate matter in cities (population weighted): 1. Average annual PM10 level should not exceed 40 µg / m3 (2018 - 2030) 2. The average annual level of PM2.5 should not exceed 20 µg / m3 (2020 - 2030). 3. Have the data from 5 cities by 2020	11.6.2 2017: Tbilisi: PM10 Exp - 34.20 PM2.5 Exp - 17.54 Batumi: PM10 Exp - 3.69 PM2.5 Exp - 3.32 Exp SUM (PM10) - 37.89 Exp SUM (PM2.5) - 20.86 PM10: 37.89 µg/m3 (Tbilisi 39, Batumi 30) PM2.5: 20.86 µg/m3 (Tbilisi 20, Batumi 27)	11.6.2: Tbilisi: PM10 Exp - 30.09 PM2.5 Exp - 15.07 Batumi: PM10 Exp - 4.92 PM2.5Exp - 2.20 Kutaisi: PM10 Exp - 3.85 PM2.5Exp - 1.64 Exp SUM (PM10) - 38.86 Exp SUM (PM2.5) - 18.91	2018
 GOAL 12: RESPONSIBLE CONSUMPTION AND PRODUCTION				
12.8 By 2030, ensure that people of Georgia have the relevant information and awareness for sustainable development and lifestyles in harmony with nature	12.8.1 Extent to which (i) global citizenship education and (ii) education for sustainable development (including climate change education) are mainstreamed in (a) national education policies; (b) curricula; (c) teacher education; and (d) student assessment	12.8.1 : The Indicator belongs to Tier II	Baseline data is not defined yet	
 GOAL 13: CLIMATE ACTION				
13.2 Integrate climate change measures into national policies, strategies and planning	13.2.1 Number of countries that have communicated the establishment or operationalization of an integrated policy/strategy/plan which increases their ability to adapt to the adverse impacts of climate change, and foster climate resilience and low greenhouse gas emissions development in a manner that does not threaten food production (including a national adaptation plan, nationally determined contribution, national communication, biennial update report or other).	13.2.1 :In 2015 Georgia prepared and adopted Intended Nationally Determined Contributions (INDC). The following documents are currently being elaborated: 1. Low Emission Development Strategy (LEDS) for 2018-2030; 2. Climate Action Plan (CAP) for 2021-2030; 3. Nationally Determined Contributions (NDC) for 2021-2030;	13.2.1 : The following documents have been drafted: 1. Climate Action Plan (2021-2030); 2. Nationally Determined Contribution (2021-2030). Preparation of the following documents is planned: 1. National Adaptation Plan (2021-2030); 2. Long-term Low Emission Development Strategy (2050).	2019


GEORGIA ADJUSTED TARGET	GEORGIA ADJUSTED INDICATOR AND TARGET VALUE	GEORGIAN ADJUSTED INDICATOR AND BASLINE VALUE	LATEST DATA	DATA YEAR
 GOAL 14: LIFE BELOW WATER				
14.4 By 2020, effectively regulate harvesting and end overfishing, illegal, unreported and unregulated fishing and destructive fishing practices in order to restore fish stocks in the shortest time feasible, at least to levels that can produce maximum sustainable yield as determined by their biological characteristics.	14.4.1.1 Existence of electronic monitoring and reporting mechanisms for effective regulation of fishing practices.	14.4.1.1 : 2015: Electronic monitoring and reporting mechanisms for effective regulation of fishing practices do not exist;	14.4.1.1 : Electronic Monitoring System is developed and introduced. It is effective within the waters under the jurisdiction of Georgia. Comprehensive data treatment and accounting system is being developed. Legal base for monitoring of vessels flying under Georgian flag outside of Georgian jurisdiction has been developed and adopted. Vessel Monitoring and Surveillance System is being developed to control the above mentioned vessels.	2019
14.c Enhance the conservation and sustainable use of oceans and their resources by implementing international law as reflected in the United Nations Convention on the Law of the Sea, which provides the legal framework for the conservation and sustainable use of oceans and their resources, as recalled in paragraph 158 of "The future we want	14.c.1 Progress made by the country in ratifying, adopting, and implementing through legal, policy and institutional frameworks, ocean-related instruments that implement international law, as reflected in the United Nations Convention on the Law of the Sea, for the conservation and sustainable use of the oceans and their resources	14.c.1 :Georgia is a member of the following agreements: 1. United Nations Convention on the Law of the Sea, UNCLOS (joined on March 21, 1996) 2. FAO Agreement to Promote Compliance with International Conservation and Management Measures by Fishing Vessels (Joined on September 7, 1994) 3. The Convention on the Protection of the Black Sea against Pollution (Bucharest Convention)	Georgia is a party to: 1. UNCLOS, UN Convention on the Law of the Sea (Accession on 21st March, 1996); 2. FAO Agreement to Promote Compliance with International Conservation and Management Measures by Fishing Vessels (Accession on 7th September, 1994); 3. The Convention on the Protection of the Black Sea Against Pollution (Bucharest Convention) (Ratified on 1st September, 1993).	2019
 GOAL 15: LIFE ON LAND				
15.2 By 2030, promote the implementation of sustainable management of all types of forests, reduce deforestation, restore degraded forests and increase afforestation and reforestation	15.2.1 Progress towards sustainable forest management	15.2.1 : 2016: Proportion of forest area at officially established protected areas 52 % 2018: Proportion of forest areas with long term management plan 16 % 2015: Speed of forest area change 2.5 % 2015: Amount of forest above-ground biomasses 119 T/ha 2015: Number of forest areas certified by forest management certification scheme 0 Ha Note: 2015: Space of protected areas during the reporting period- 520.200 ha, forests at protected areas - 273.700 ha 2018: Management plan on forest areas - 389648 ha; management plan of forests at protected areas - 63 326.9 ha (%); in all - 452974 ha	15.2.1 : Proportion of forest area at officially established protected areas 68,2 % Proportion of forest areas with long term management plan 18 % Updated data is not available: Speed of forest area change Amount of forest above-ground biomasses Number of forest areas certified by forest management certification scheme	2019
15.3 By 2030, combat desertification, restore degraded land and soil, including land affected by desertification, drought and floods, and strive to achieve a land degradation-neutral world	15.3.1 Proportion of land that is degraded over total land area	15.3.1 : 2015: 6.1 % area - 4071 square km	15.3.1 : The new data will be available by the end of 2020	
15.4 By 2030, ensure the conservation of mountain ecosystems, including their biodiversity, in order to enhance their capacity to provide benefits that are essential for sustainable development	15.4.1 Coverage by protected areas of key mountainous biodiversity target: 40% by 2022	15.4.1 : 2015: 30 %	15.4.1 : 40 %	2019
 GOAL 16: PEACE, JUSTICE AND STRONG INSTITUTIONS				
16.1 Significantly reduce all forms of violence and related death rates everywhere	16.1.1 Number of victims of intentional homicide per 100,000 population, by sex and age target: reduced by 10-15%	16.1.1 : Criminal Code of Georgia Article 108. Murder Criminal Code of Georgia Article 109. Murder under aggravating circumstances 2015: in the whole population 3.18 % 2015: in adults 3.13 % 2015: Male 5.53 % 2015: Female 1.03 %	16.1.1 : Criminal Code of Georgia Article 108. Murder Criminal Code of Georgia Article 109. Murder under aggravating circumstances in the whole population 1,93 % in adults 1,87 % Male 1,63 % Female 0,29 %	2019
	16.1.1.2 Conflict-related deaths per 100,000 population, by sex, age and cause	16.1.1.2 : 2016: 0.027 %	16.1.1.2 : 2 % Due to the actions of the occupation regime 7 death cases have been identified in the occupied territories of Georgia in 2015-2019. Among them, 5 cases in the Abkhazeti occupied territory and 2 cases - in the Tskhinvali region. 2015 - 2 cases; 2016 -1 case; 2017-1 case; 2018-1 case and 2019-2 cases.	2019


GEORGIA ADJUSTED TARGET	GEORGIA ADJUSTED INDICATOR AND TARGET VALUE	GEORGIAN ADJUSTED INDICATOR AND BASLINE VALUE	LATEST DATA	DATA YEAR
 GOAL 16: PEACE, JUSTICE AND STRONG INSTITUTIONS				
	16.1.1.4 Proportion of people that feel safe walking alone around the area they live Note: data on this indicator is for women aged 15-49 only	16.1.1.4 : 2018: Female 82.1 % 2018: Male 97.5 %	The baseline value for the indicator was determined in 2019 as a result of MICS	
16.2 End abuse, exploitation, trafficking and all forms of violence against and torture of children	16.2.1 Percentage of children aged 1-17 years who experienced any physical punishment and/or psychological aggression by caregivers in the past month	16.2.1 : 2018: 68.8 %	The baseline value for the indicator was determined in 2019 as a result of MICS	
	16.2.1.1 Number of cases of child harsh treatment, physical punishment or psychological pressure on which prosecution was launched.	16.2.1.1 : 2015: According to Criminal Code of Georgia, article 126 ¹ prosecution was launched of 588 persons 2015: According to Criminal Code of Georgia, articles 11 ¹ -126 ¹ , prosecution was launched of 137 persons 2015: According to Criminal Code of Georgia, articles 11 ¹ -126 ¹ , 16 persons were affected (1-17 years old). 2015: According to Criminal Code of Georgia, article 126 ¹ , 48 persons were affected (1-17 years old).	16.2.1.1 : According to Criminal Code of Georgia, article 126 ¹ prosecution was launched of 2700 persons According to Criminal Code of Georgia, articles 11 ¹ -126 ¹ , prosecution was launched of 104 persons According to Criminal Code of Georgia, articles 11 ¹ -126 ¹ , 32 persons were affected (1-17 years old). According to Criminal Code of Georgia, article 126 ¹ , 592 persons were affected (1-17 years old). prosecution has been initiated on 2700 persons with article 126 ¹ of criminal code of Georgia prosecution has been initiated on 104 persons with article 11 ¹ -126 of criminal code of Georgia prosecution has been initiated on 32 persons with article 11 ¹ -126 of criminal code of Georgia(age 1-17) prosecution has been initiated on 592 persons with article 126 of criminal code of Georgia(age 1-17)	2019
	16.2.2 Number of victims of human trafficking by sex, age and form of exploitation	16.2.2 : 2015: 10 2015: Newborn 2 2015: Male 5 2015: Female 3 46-year-old Georgian citizen - victim of labour exploitation in Turkey Citizens of Uzbekistan 37, 29, 30, 30 and 25 years old - Victims of sexual exploitation in Georgia victims of child selling 28, 25, 48 and 27 years old Georgian citizens - victims of labor exploitation in Iraq 41 year old Georgian citizen - victim of labor exploitation in Turkey 27-year-old female - victim of labor exploitation in Iraq Women aged 52 and 37 - victims of Labor Exploitation in Georgia	16.2.2 : 29 Newborn 0 Male 2 Female 27 In 2019 the status of statutory victim of human trafficking was granted to 29 children: - 4 children (6,9,11 years old girls and 8 years old boy) in 1 case were granted the status of statutory victim of exploitation by their involvement in begging - 2 children(12 years old girl and 13 years old boy) in 1 case were granted the status of statutory victim of exploitation by their involvement in begging - 18 girls (2 girls of 8 years old, 1 girl of 10 years old, 6 girls of 11 years old, 1 girl of 12 years old, 4 girls of 13 years old and 4 girls of 15 years old) in 1 case were granted the status of statutory victim of exploitation by their involvement in pornography. - 5 girls (3 girls of 16 years old, 2 girls of 17 and 19 years old (the latter was a child during her exploitation) in 1 case were granted the status of statutory victim of exploitation by their involvement in pornography.	2019
16.2.3 Proportion of young women and men aged 18-29 years who experienced sexual violence by age 18	16.2.3 : 2017: women 6.7 % * Note: Includes sexual violence against women only	16.2.3 : 2019: women 6,7 % * Note: Includes sexual violence against women only As of 2019, the data has not been updated. The survey was conducted in 2017 year.		
16.3 Promote the rule of law at the national and international levels and ensure equal access to justice for all	16.3.1 Proportion of victims of violence in the previous 12 months who reported their victimization to competent authorities or other officially recognized conflict resolution mechanisms	16.3.1 : 2018: 18.9 %	The baseline value for the indicator was determined in 2019 as a result of MICS	


GEORGIA ADJUSTED TARGET	GEORGIA ADJUSTED INDICATOR AND TARGET VALUE	GEORGIAN ADJUSTED INDICATOR AND BASLINE VALUE	LATEST DATA	DATA YEAR
GOAL 16: PEACE, JUSTICE AND STRONG INSTITUTIONS				
	<p>16.3.1.1 Existence of relevant mechanisms of equal access to justice for every single individual</p>	<p>16.3.1.1 : 2015: Mechanisms of equal access to the justice in the Ministry of Internal Affairs:</p> <ol style="list-style-type: none"> 1. 24 hours free SMS and video call service is implemented at LEPL 112 for deaf and hard of hearing persons; 2. 24 hours a day sign language operators receive calls from deaf and hard on hearing persons at LEPL 112; 3. When receiving calls on domestic violence at LEPL 112, police undertakes timely and effective measures with the assistance of specially trained operators; 4. General Inspection hotline '126' of the Ministry of Internal Affairs is available for reporting cases of police misconduct; 5. In order to ensure accessibility of the Ministry of Internal Affairs webpage (www.police.ge) a special narrated version of the webpage (voice.police.ge) was developed. <p>New mechanisms (as of 2018, since 2015): Electronic application of 112 was developed at LEPL 112 which enables instant location identification of IOS and Android software users and enables citizens to contact 112 by a call, SMS or silent alarm button; Concept papers of Community Oriented Police (COP) and Intelligence Led Policy (ILP) have been created; Project piloted in Vake-Saburtalo Division of Tbilisi Police Department.</p> <p>In order to ensure tourist safety there are more pedestrian patrol police officer covering important sites of leisure and tourist attraction places; "Unified Service Center" was developed at MIA Patrol Police Department, which envisages providing certain police and agency services to the public based on "one-stop-shop" principle; Human Rights Protection Department was established at the Ministry of Internal Affairs, to ensure implementation of monitoring mechanisms over ongoing criminal investigations and administrative procedures on the cases of domestic violence, violence against women, hate crime, trafficking and crimes committed by or against juveniles; Based on a memorandum of cooperation signed between the Ministry of Internal Affairs and the Ministry of Justice receiving information on an individual's criminal record (if any) will be possible from 19 (nineteen) branches of LEPL Pubic Service Hall; An online application for replacing and restoring lost divers licenses has been implemented at LEPL - MIA Service Agency. In addition, using the online application through the website of the Service Agency anyone can apply and receive information on criminal convictions, persons declared lost and data on border crossing. Services of notary certification, legalization and translation are also available.</p>	<p>16.3.1.1 : 1. Electronic application "112 Georgia" in Georgian , English and Russian was developed at LEPL 112 which enables instant location identification of IOS and Android software users and enables citizens to contact 112 by a call, SMS or silent alarm button; In December 2018, the app was also voiced and made available to the blind people. The app has 31,291 downloads so far.</p> <ol style="list-style-type: none"> 2. Since October 2019, in addition to the Vake-Saburtalo Division, the Old Tbilisi Division of the Tbilisi Police Department has been involved in the pilot project of Community Oriented Police. 3. In order to ensure tourist safety there are more pedestrian patrol police officer covering important sites of leisure and tourist attraction places; 4. "Unified Service Center" was developed at MIA Patrol Police Department, which envisages providing certain police and agency services to the public based on 'one-stop shop' principle; "Unified Service Center" was established in Kvemo Kartli Main Division of the Patrol Police Department of the Ministry of Internal Affairs; Work is underway to open a "Unified Service Center" in the Mtskheta-Mtianeti Main Division of the Patrol Police Department of the Ministry of Internal Affairs. Furthermore, an express subdivisions of "Unified Service Center" began functioning in those cities, where the "Unified Service Center" is still unavailable. 5. In January, 2018 Human Rights Protection Department was established at the Ministry of Internal Affairs, to ensure implementation of monitoring mechanisms over ongoing criminal investigations and administrative procedures on the cases of domestic violence, violence against women, hate crime, trafficking and crimes committed by or against juveniles; In February 2019, the mandate of the Human Rights Department was expanded and transformed into the Human Rights and Investigation Quality Monitoring Department. Along with cases of domestic violence, violence against women, hate crime, trafficking and crimes committed by or against juveniles, department ensures the monitoring of investigation quality of crimes against life and health (Articles 108,109,115,118,120,126,150 and 1511 of Criminal Code of Georgia) and other crimes throughout Georgia in accordance with the priorities of criminal justice policy. This mechanism allows identification of challenges during an investigation and gives opportunities to tackle those problems relatively. 6. Based on a memorandum of cooperation signed between the Ministry of Internal Affairs and the Ministry of Justice receiving information on an individual's criminal record and state border crossing is possible at branches of LEPL Pubic Service Hall; This issue is regulated by the Georgian law on "Terms and costs for the services provided by the Legal Entity of Public Law - Service Agency of the Ministry of Internal Affairs of Georgia" and by the Ministers' joint decree №234-№ 230 of May 2, 2017 on "The rule and conditions for the services provided by the Legal Entity of Public Law - Service Agency of the Ministry of Internal Affairs of Georgia through the Public Service Hall". 7. Any Georgian citizen who live abroad can apply and receive driver's license (replacement or restoring lost licenses) by uploading relevant electronic documents on the web-site of Agency. This issue is regulated by Article 4, sub-paragraph "7" of the Georgian Law on "Terms and costs for the services provided by the Legal Entity of Public Law - Service Agency of the Ministry of Internal Affairs of Georgia". <p>Herewith, "Rule of pledge registration, issuance of a certificate of conviction and the legal status of a mechanical vehicle provided by the LEPL Service Agency of the Ministry of Internal Affairs of Georgia" was approved by the Minister's decree N892 of June 25, 2007. Part III of this decree regulates the rule of service delivery for authorized users. By using this mechanism, authorized users can upload an electronic application and request certificate of conviction.</p> <p>As for the services of approval with apostille, legalization and translation, in accordance with the Georgian legislation, under article 4, sub-paragraph "6" of the Georgian Law on "Terms and costs for the services provided by the Legal Entity of Public Law - Service Agency of the Ministry of Internal Affairs of Georgia", LEPL Service Agency approves documents (which are prepared/issues by the Agency) with apostille, legalize and translates into other languages.</p>	


GEORGIA ADJUSTED TARGET	GEORGIA ADJUSTED INDICATOR AND TARGET VALUE	GEORGIAN ADJUSTED INDICATOR AND BASLINE VALUE	LATEST DATA	DATA YEAR
 GOAL 16: PEACE, JUSTICE AND STRONG INSTITUTIONS				
	16.3.2 Unsentenced detainees as proportion of over-all prison population target: less than 13.5%	16.3.2 : Proportion does not exceed 1 to 5 (1316 detainees/9,716 prison population)	16.3.2 As of December 31, 2019, total number of defendants/convicted persons placed in the penitentiary facilities represents the 9740 persons, 1805 of which are considered to be defendants (18.5%).	2019
	16.3.2.1 Percentage of convicted persons engaged in resocialization-rehabilitation programs as compared to the total number of those convicted.	16.3.2.1 : 2015: % of convicts engaged in resocialization-rehabilitation programs 50 % Number of those engaged - 4,010	16.3.2.1 : % of convicts engaged in resocialization-rehabilitation programs 3 % In 2019, the total number of inmates involved in engaged in the resocialization-rehabilitation program represents 96.	2019
	16.3.2.2 The existence of guarantees/mechanisms for regulation of the institutionalization and protection of the different (specific) groups of convicts' rights	16.3.2.2 : 2015: The existence of the following measures to increase awareness of convicts' rights: preparation and dissemination of information materials, preparation/implementation of training module "about the rights of the accused/convicts	16.3.2.2 : 323 beneficiaries of the penitentiary institutions were involved in training on the "Rights of the defendant and Convicted Persons". In addition, updated brochures on the rights of defendants/convicted persons have been produced, which are distinguished by the easiness of the language for providing information. The brochures were translated based on the linguistic needs of beneficiaries placed in the penitentiary institutions.	2019
	16.3.2.3 Beneficiaries of free consultation/legal aid by Legal Entity of Public Law - Legal Aid Service (increased by 50%)	16.3.2.3 : 2015: Number of beneficiaries - 24589	16.3.2.3 : Number of beneficiaries - 43991	2019
16.4 By 2030, reduce all forms of organized crime	16.4.1.1 Number of identified cases of drugs transit.	16.4.1.1 : Article 262 of the Criminal Code of Georgia. Illegal import or export of drugs, their analogues, precursors or new psychoactive substances to/from Georgia or their international transportation by transit (paragraph 4, sub-paragraph b) committed by an organized group. 2015: There is no information about the investigation under paragraph 4(b) of Article 262 of the Criminal Code	16.4.1.1 : Article 262 ("Drug smuggling") investigation started on 290 criminal cases. Article 262 IV "B" no investigation started.	2019
16.5 Substantially reduce corruption and bribery in all their forms	16.5.1.1 Number of civil servants/ or a person equal, against whom prosecution was launched for taking a bribe	16.5.1.1 : Article 338 of the Criminal Code of Georgia, prosecution launched against 2015: 79 persons	16.5.1.1 : Article 338 of the Criminal Code of Georgia, prosecution launched against: 33 persons	2019
	16.5.1.2 Number of civil servants/ or a person equal, against whom prosecution was launched for abusing official powers	16.5.1.2 : Article 333 of the Criminal Code of Georgia; prosecution launched against 2015: 16 persons	16.5.1.2 : Article 333 of the Criminal Code of Georgia; prosecution launched against: 28 persons	2019
	16.5.1.3 Number of civil servants/ or a person equal, against whom prosecution was launched for exceeding official powers	16.5.1.3 : Article 333 of the Criminal Code of Georgia; prosecution launched against 2015: 24 persons	16.5.1.3 : Article 333 of the Criminal Code of Georgia; prosecution launched against: 11 persons	2019

GEORGIA ADJUSTED TARGET	GEORGIA ADJUSTED INDICATOR AND TARGET VALUE	GEORGIAN ADJUSTED INDICATOR AND BASLINE VALUE	LATEST DATA	DATA YEAR
 GOAL 16: PEACE, JUSTICE AND STRONG INSTITUTIONS				
	16.5.1.4 Number of civil servants/ or a person equal, against whom prosecution was launched for illegal participation in entrepreneurial activities	16.5.1.4 : Article 337 of the Criminal Code of Georgia; 2015: prosecution launched against 0 persons	16.5.1.4 : Article 337 of the Criminal Code of Georgia; prosecution launched against 0 persons	2019
	16.5.1.5 Number of civil servants/ or a person equal, against whom prosecution was launched for influence peddling	16.5.1.5 : Article 339 ¹ of the Criminal Code of Georgia; 2015- prosecution launched against 2 public servants and 1 person employed in private sector	16.5.1.5. : Prosecution has not been initiated on official or a person equal thereto with article 339 ¹ of criminal code of Georgia. Prosecution has been initiated on 3 persons (2 - unemployed; 1 - employed in private sector) with article 339 ¹ of criminal code of Georgia.	2019
	16.5.2.1 Existence and implementation of Anti-Corruption Strategy and Action Plan of Georgia	16.5.2.1 : Obligations of the Government of Georgia to Implement Anti-Corruption Measures are defined in the Anti-Corruption Strategy and Action Plan of Georgia	16.5.2.1 : The Anti-Corruption Council (ACC) on 26th of July 2019 adopted the fifth Anti-Corruption Strategy and its implementation Action Plan for 2019-2020. The documents have been approved by the Government on October 4, 2019 by the Ordinance N484. The National Anti-Corruption Strategy is an updatable document, and it can be amended accordingly based on the experience gained through its implementation. Based on the National Anti-Corruption Strategy of Georgia, the Government of Georgia, in accordance with the strategic priorities, shall elaborate and approve a 2-years action plan for the Strategy implementation. The Action Plan outlines specific steps to achieve the objectives identified in the strategy. Now Secretariat of the Anti-Corruption Council is working on the monitoring of the implementation of activities foreseen in the 2019-2020 Action Plan as for 2019. Monitoring Report together with the Monitoring Tool will be presented to the Anti-Corruption Council in the first half of 2020.	2019
16.6 Develop effective, accountable and transparent institutions at all levels	16.6.2.1 a) Existence and implementation of uniform policy and standards for ensuring development, delivery, pricing and supply of public services. b) Existence and implementation of training modules on ensuring development, delivery, pricing and supply of public services; the number of retrained employees. Target: By 2030 95% of public services are based on uniform standards for ensuring development, delivery, pricing and supply of public services and uses common quality insurance system.	16.6.2.1 : Uniform policy for developing and delivering public services does not exist.	16.6.2.1 : a) The final version of Unified Policy of Public Service Design, Delivery, Quality Assurance and Costing is already elaborated. In order to ensure the inclusiveness in the process of the policy elaboration, the document is shared among Public Administration Reform Service Delivery component's Working Group and their suggestions are reflected in the policy document. At the second stage of consultations, the policy document has been shared with all ministries and sub-entities (agencies) under their subordination. Their comments and suggestions has been reflected in the document, which further was shared with non-governmental organizations for their comments and notes. Once comments and positions are submitted, the relevant changes will be made in the document and the final version with its action plan and budget will be prepared to be approved by the government. b) Elaboration of training modules of public service design, delivery, quality assurance and costing is the following process after the elaboration of guidelines of these directions. The Common Assessment Framework (CAF) guideline (under the strategy's Quality Assurance direction) has been elaborated by the end of 2019 and the cooperation is already started with expert on elaboration of training module and its integration into the training center. Once the training module is integrated into the training center, organizing the training sessions will start to retrain the representatives from public service provider entities. In addition, in the framework of quality assurance component, Public Service Index Concept has been elaborated, which has been approved by the service delivery component working group member entities. Moreover, it is noteworthy that working on elaboration the guidelines of public service design, delivery, quality assurance and costing is in process, with the active involvement of local and international experts. After finalization the guidelines, the respective training modules will be elaborated and employees from public service provider entities will be retrained. With the aim to ensure the sustainability of the trainings, each module will be integrated into the curriculum of the Training Center of Justice of Georgia and be available for any interested person.	2019

GEORGIA ADJUSTED TARGET	GEORGIA ADJUSTED INDICATOR AND TARGET VALUE	GEORGIAN ADJUSTED INDICATOR AND BASLINE VALUE	LATEST DATA	DATA YEAR
 GOAL 16: PEACE, JUSTICE AND STRONG INSTITUTIONS				
	16.6.2.2 Voice and Accountability Index target: higher than the baseline index	16.6.2.2 : 2015: 56.65 %	16.6.2.2 : 56.16%	2018
	16.6.2.3 Government Effectiveness Index target: higher than the baseline index	16.6.2.3 : 2015: 67.31 %	16.6.2.3 : 74.04%	2018
	16.6.2.4 Regulatory Quality Index target: higher than the baseline index	16.6.2.4 : 2015: 79 %	16.6.2.4 : 83.17%	2018
	16.6.2.5 Rule of Law Index target: higher than the baseline index	16.6.2.5 : 2015: 64.42 %	16.6.2.5 : 63.94%	2018
	16.6.2.6 Control of Corruption index target: higher than the baseline index	16.6.2.6 : 2015: 74.5 (from 100)	16.6.2.6 : 76.44%	2018
16.7 Ensure responsive, inclusive, participatory and representative decision-making at all levels	16.7.1.2 Proportion of seats held by women in Parliament and in in city councils (Sakrebulo)	16.7.1.2 : 2016: women hold 16 % of seats in the Parliament 2016: women hold 11.6 % of seats in city councils (Sakrebulo)	16.7.1.2 : 2019: women hold 14.8 % of seats in the Parliament 2017: women hold 13,4 % of seats in city councils (Sakrebulo)	2017 2019
	16.7.1.3 Share of women in judiciary system	16.7.1.3 : 2015: Female judges 47 %a	16.7.1.3 : Female judges 55,6 %	2019
	16.7.1.4 Share of women in I and II rank officials	16.7.1.4 : Proportion of women in I and II rank officials 2016: 22 %	16.7.1.4 : Proportion of women in I and II rank officials 36,39 %	2019

GEORGIA ADJUSTED TARGET	GEORGIA ADJUSTED INDICATOR AND TARGET VALUE	GEORGIAN ADJUSTED INDICATOR AND BASLINE VALUE	LATEST DATA	DATA YEAR
GOAL 16: PEACE, JUSTICE AND STRONG INSTITUTIONS				
 <p>16.8 Strengthen Georgia's participation in the institutions of global governance</p>	<p>16.8.1 Georgia's increased membership in international organizations and elective bodies; Increased participation in global initiatives.</p>	<p>16.8.1 : Georgia's membership in elective bodies (2015 data):</p> <ul style="list-style-type: none"> • Open Governance Partnership Steering Committee for the term 2014-2016. • Governing Council of the United Nations Environment Programme for the term 2012-2015 • United Nations Economic and Social Council (ECOSOC) for the term 2014-2016 • Committee against Torture (CAT) for the term 2012-2015 • Human Rights Committee (CCPR) for the term 2013-2016 • Committee on the Elimination of Discrimination against Women (CEDAW) for the term 2015-2018 • Governing Council of the United Nations Human Settlement Programme – UN-HABITAT for the term starting on April 8, 2015 until the end of 2019 	<p>16.8.1 : Membership of Georgia to the governing and elected bodies (2015-2019 years):</p> <p>UN Human Rights Council - (2016-2018);</p> <p>UN Peacebuilding Commission - (2016);</p> <p>UN Statistical Commission - (2020-2023);</p> <p>Vice-President of the Executive Council of the International Civil Defence Organization - (2019-2020);</p> <p>Lead Government co-chair of the Open Government Partnership (OGP) - (2017-2018);</p> <p>Steering Committee of the Open Government Partnership - (2019-2022);</p> <p>UN Women Executive Board - (2019-2021);</p> <p>World Health Organization Executive Board - (2017-2020);</p> <p>World Tourism Organizations Secretary General (WTO) - (2018-2021);</p> <p>UN Committee on the Elimination of Discrimination against Women (CEDAW) - (2019-2022);</p> <p>Group of Experts on Action against Violence against Women and Domestic Violence (GREVIO) - (2018-2022);</p> <p>Group of Experts on Action against Trafficking in Human Beings (GRETA) - (2019-2022);</p> <p>Subcommittee on Prevention of Torture and Other Cruel, Inhuman or Degrading Treatment or Punishment of the Committee against Torture (SPT) - (2019-2022);</p> <p>Board of the Trust Fund for Victims of the International Criminal Court (ICC) - (2019-2022);</p> <p>Chair of the UN Committee on Information (COI) - (2015-2017);</p> <p>Vice-chair of the Third Committee (Social, Humanitarian and Cultural) of the UN General Assembly at its 70th Session - (2015-2016);</p> <p>Vice-President of the UN Human Rights Council (UNHRC) - (2017);</p> <p>Vice-President of the Conference of State Parties of Arms Trade Treaty- (2018);</p> <p>Vice-President of the UN Women Executive Board - (2020);</p> <p>Community of Democracies Governing Council - (from 2019);</p> <p>President of the Assembly of Parties of the International Anti-Corruption Academy (IACA) - (March-October 2019);</p> <p>Vice-chair of the Fifth Committee (Administrative and Budgetary matters) of the UN General Assembly at its 74th Session - (2019-2020);</p> <p>Vice-Chair of the General Assembly of the World Intellectual Property Organization (WIPO) - (2020).</p>	2019

GEORGIA ADJUSTED TARGET	GEORGIA ADJUSTED INDICATOR AND TARGET VALUE	GEORGIAN ADJUSTED INDICATOR AND BASLINE VALUE	LATEST DATA	DATA YEAR
 GOAL 16: PEACE, JUSTICE AND STRONG INSTITUTIONS				
16.9 By 2030, provide legal identity for all, including birth registration	16.9.1 Proportion of children under 5 years of age whose births have been registered with a civil authority, by age target: 99,6	16.9.1 : 2015: Baseline index of children under 5 years of age whose births have been registered 99.6 %	16.9.1 : Baseline index of children under 5 years of age whose births have been registered 99,98 %	2019
	16.9.1.1 Number of homeless children provided with the personal identification document, including temporary identification card	16.9.1.1 : Number of personal identification document issued for homeless children/children that are victims of violence 2015: 0	16.9.1.1 : Number of personal identification document issued for homeless children/children that are victims of violence: 34 34 Temporary Identification Cards have been issued to 25 homeless children; 13 Temporary Identification Cards have been issued to 10 children victims of violence.	2019
16.9 By 2030, provide legal identity for all, including birth registration	16.9.1.2 Number of asylum seekers a) which were registered in certain year, and b) number of those who were issued identification cards, including temporary identification cards.	16.9.1.2. 2015: Number of asylum seekers - 8 1592 temporary identification cards were issued for 1546 asylum seekers	16.9.1.2. 6 juveniles born in Georgia registered as asylum seekers in 2019, after their parents have requested for international defense in Georgia. Moreover, 1609 temporary identification cards were issued (Identification cards may be issued for the same person several times because of difference reasons, such as: expire date, damage, loss, etc.) for 1554 asylum seekers.	2019
16.10 Ensure continuous public access to information and protect fundamental freedoms, in accordance with national legislation and international agreements	16.10.1 Number of registered and verified cases of killing, kidnapping, enforced disappearance, arbitrary detention and torture of journalists, associated media personnel, trade unionists and human rights advocates in the previous 12 months: 2030 target: 0	16.10.1 : 2015: 0	16.10.1 : 13	2019
	16.10.1.1 Number of persons prosecuted/prosecution launched for unlawful interference with the journalist's professional activities	16.10.1.1 : 2015: 1 person Article 154 of the Criminal Code	16.10.1.1 : 4 persons Article 154 of the Criminal Code	2019
	16.10.1.2 World Press Freedom Index score	16.10.1.2 : 2015: 27.76	16.10.1.2 : 27,34	2019
	16.10.1.3 Number of community centers through which public access to information is ensured via information meetings held at the centers	16.10.1.3 Number of community centers 2015: 27	16.10.1.3 Number of community centers: 74	2019
16.a Strengthen relevant national institutions, including through international cooperation, for building capacity at all levels, in particular in developing countries, to prevent violence and combat terrorism and crime	16.a.1 Existence of independent national human rights institutions in compliance with the Paris Principles	16.a.1 In 2015, NHRI awarded the Office of the Public Defender with status A, meaning in full compliance with the Paris Principles.	16.a.1 The Georgian Public Defender's Office was granted A status by NHRI, which means it is fully compliant with the Paris Principles.	2018
16.b Promote and enforce non-discriminatory laws and policies for sustainable development	16.b.1 Percentage of the population reporting having personally felt discriminated against or harassed within the last 12 months on the basis of a ground of discrimination prohibited under international human rights law	16.b.1 2018: Female 6.4 % 2018: Male 4.4 %	The baseline value for the indicator was determined in 2019 as a result of MICS	2019
	16.b.1.1 Number of application submitted to the office of the Public Defender regarding cases of discrimination or harassment prohibited under national legislation	16.b.1.1. 2015: Number of applications submitted to the Public Defender's Office 169 2015: gender identity - 6 2015: sex - 17 2015: sexual orientation - 13 2015: political - 9 2015: disability - 12 2015: religion - 17 2015: origin (nationality , ethnic origin) - 22	16.b.1.1. Number of applications submitted to the Public Defender's Office 155 gender identity - 4 sex - 25 sexual orientation - 17 political - 11 disability - 4 religion - 21 origin (nationality , ethnic origin) - 17	

GEORGIA ADJUSTED TARGET	GEORGIA ADJUSTED INDICATOR AND TARGET VALUE	GEORGIAN ADJUSTED INDICATOR AND BASLINE VALUE	LATEST DATA	DATA YEAR
 GOAL 17: PARTNERSHIPS FOR THE GOALS				
17.8 Fully operationalize the technology bank and science, technology and innovation capacity-building mechanism for least developed countries by 2017 and enhance the use of enabling technology, in particular information and communications technology	17.8.1	17.8.1. : Proportion of individuals, 6 years or above, that have used the internet during the past 3 months 2016: All- 58.5 % 2016: Men- 60 % 2016: Women - 57.1 %	17.8.1. : Proportion of individuals, 6 years or above, that have used the internet during the past 3 months All- 70,6 % Men- 72,2 % Women - 69,2 %	2019
17.18 By 2020, enhance capacity-building support to Georgia to increase significantly the availability of high-quality, timely and reliable data disaggregated by income, gender, age, race, ethnicity, migratory status, disability, geographic location and other characteristics relevant in national context	17.18.2	17.18.2 : The country has national statistical legislation that complies with the Fundamental Principles of Official statistics	17.18.2 : Georgia has statistical legislation compliant with the UN Fundamental Principles of Official Statistics.	2019
	17.18.3	17.18.3 : In 2015, there is no national statistical plan in place	17.18.3 : Georgia has the National Strategy for the Development of Official Statistics 2020-2023.	2019
17.19.2 The country a) has conducted at least one Population and Housing Census in the last ten years; b) has achieved 100 per cent birth registration and c) has achieved 80 per cent death registration target: maintaining the baseline value	17.19.2	17.19.2 The country a) has conducted at least one Population and Housing Census in the last ten years; b) has achieved 100 per cent birth registration and c) has achieved 80 per cent death registration	17.19.2 a) The detailed future plans regarding to the next population census is still under discussion. b) According to the Electronic Data Base of the Public Service Development Agency, from 2015 to 2019, the index of birth registrations was 98.51% but the share of death registrations - 99.67%.	2019