



SOLOMON ISLANDS VOLUNTARY NATIONAL REVIEW

June 2020

SOLOMON ISLANDS GOVERNMENT

Table of Contents

LIST OF ACRONYMS.....	4
FOREWORD.....	6
SOLOMON ISLANDS IN BRIEF.....	9
SUSTAINABLE DEVELOPMENT GOALS AT A GLANCE.....	11
EXECUTIVE SUMMARY.....	12
1. INTRODUCTION.....	14
2. PREPARATION OF THE REVIEW.....	16
3. STRUCTURAL ISSUES.....	18
4. INCORPORATION OF THE SDGS INTO NATIONAL FRAMEWORKS.....	20
INTEGRATION OF THE THREE DIMENSIONS OF SUSTAINABLE DEVELOPMENT IN NATIONAL FRAMEWORKS.....	21
OWNERSHIP OF THE SDGS.....	23
LEAVING NO ONE BEHIND.....	25
5. PROGRESS AGAINST SOLOMON ISLANDS NDS OBJECTIVES AND RELATED SUSTAINABLE DEVELOPMENT GOALS AND TARGETS.....	29
NATIONAL DEVELOPMENT STRATEGY OBJECTIVE 1: SUSTAINED AND INCLUSIVE ECONOMIC GROWTH.....	30
ACHIEVEMENTS.....	31
CHALLENGES.....	36
NATIONAL DEVELOPMENT STRATEGY OBJECTIVE 2: POVERTY ALLEVIATED ACROSS THE WHOLE OF SOLOMON ISLANDS, BASIC NEEDS ADDRESSED AND FOOD SECURITY IMPROVED; BENEFITS OF DEVELOPMENT MORE EQUITABLY DISTRIBUTED.....	37
ACHIEVEMENTS.....	38
CHALLENGES.....	44
NATIONAL DEVELOPMENT STRATEGY OBJECTIVE 3: ALL SOLOMON ISLANDERS HAVE ACCESS TO QUALITY HEALTH AND EDUCATION.....	46
ACHIEVEMENTS.....	47
CHALLENGES.....	51
NATIONAL DEVELOPMENT STRATEGY OBJECTIVE 4: RESILIENT AND ENVIRONMENTALLY SUSTAINABLE DEVELOPMENT WITH EFFECTIVE DISASTER RISK MANAGEMENT, RESPONSE AND RECOVERY.....	53
ACHIEVEMENTS.....	54
ACHIEVEMENTS.....	54
CHALLENGES.....	61
NATIONAL DEVELOPMENT STRATEGY OBJECTIVE 5: UNIFIED NATION WITH STABLE AND EFFECTIVE GOVERNANCE AND PUBLIC ORDER.....	65
ACHIEVEMENTS.....	66
CHALLENGES.....	69
6. PARTNERSHIPS AND MEANS OF IMPLEMENTATION.....	71
ACHIEVEMENTS.....	72



<i>CHALLENGES</i>	75
7. CONCLUSION	77
APPENDICES	78
APPENDIX 1: SOLOMON ISLANDS VOLUNTARY NATIONAL REVIEW - MNDPC CONSULTATION GUIDELINES.....	78
APPENDIX 2: INCORPORATION OF SDGs INTO THE 2016-2035 NATIONAL DEVELOPMENT STRATEGY	80
SUSTAINABLE DEVELOPMENT GOAL 1 END POVERTY IN ALL ITS FORMS EVERYWHERE	80
SUSTAINABLE DEVELOPMENT GOAL 2 END HUNGER, ACHIEVE FOOD SECURITY AND IMPROVED NUTRITION AND PROMOTE SUSTAINABLE AGRICULTURE	81
SUSTAINABLE DEVELOPMENT GOAL 3 ENSURE HEALTHY LIVES AND PROMOTE WELL-BEING FOR ALL AT ALL AGES	82
SUSTAINABLE DEVELOPMENT GOAL 4 ENSURE INCLUSIVE AND EQUITABLE QUALITY EDUCATION AND PROMOTE LIFELONG LEARNING OPPORTUNITIES FOR ALL	84
SUSTAINABLE DEVELOPMENT GOAL 5 ACHIEVE GENDER EQUALITY AND EMPOWER ALL WOMEN AND GIRLS	86
SUSTAINABLE DEVELOPMENT GOAL 6 ENSURE AVAILABILITY AND SUSTAINABLE MANAGEMENT OF WATER AND SANITATION FOR ALL.....	87
SUSTAINABLE DEVELOPMENT GOAL 7 ENSURE ACCESS TO AFFORDABLE, RELIABLE, SUSTAINABLE AND MODERN ENERGY FOR ALL.....	88
SUSTAINABLE DEVELOPMENT GOAL 8 PROMOTE SUSTAINED, INCLUSIVE AND SUSTAINABLE ECONOMIC GROWTH, FULL AND PRODUCTIVE EMPLOYMENT AND DECENT WORK FOR ALL	89
SUSTAINABLE DEVELOPMENT GOAL 9 BUILD RESILIENT INFRASTRUCTURE, PROMOTE INCLUSIVE AND SUSTAINABLE INDUSTRIALIZATION AND FOSTER INNOVATION.....	91
SUSTAINABLE DEVELOPMENT GOAL 10 REDUCE INEQUALITY WITHIN AND AMONG COUNTRIES	92
SUSTAINABLE DEVELOPMENT GOAL 11 MAKE CITIES AND HUMAN SETTLEMENTS INCLUSIVE, SAFE, RESILIENT AND SUSTAINABLE	93
SUSTAINABLE DEVELOPMENT GOAL 13 TAKE URGENT ACTION TO COMBAT CLIMATE CHANGE AND ITS IMPACTS.....	94
SUSTAINABLE DEVELOPMENT GOAL 14 CONSERVE AND SUSTAINABLY USE THE OCEANS, SEAS AND MARINE RESOURCES FOR SUSTAINABLE DEVELOPMENT	95
SUSTAINABLE DEVELOPMENT GOAL 15 PROTECT, RESTORE AND PROMOTE SUSTAINABLE USE OF TERRESTRIAL ECOSYSTEMS, SUSTAINABLY MANAGE FORESTS, COMBAT DESERTIFICATION, AND HALT AND REVERSE LAND DEGRADATION AND HALT BIODIVERSITY LOSS.....	96
SUSTAINABLE DEVELOPMENT GOAL 16 PROMOTE PEACEFUL AND INCLUSIVE SOCIETIES FOR SUSTAINABLE DEVELOPMENT, PROVIDE ACCESS TO JUSTICE FOR ALL AND BUILD EFFECTIVE, ACCOUNTABLE AND INCLUSIVE INSTITUTIONS AT ALL LEVELS.....	97
SUSTAINABLE DEVELOPMENT GOAL 17 STRENGTHEN THE MEANS OF IMPLEMENTATION AND REVITALIZE THE GLOBAL PARTNERSHIP FOR SUSTAINABLE DEVELOPMENT	99
BIBLIOGRAPHY	100
ENDNOTES	103



Figure 1: Map of Solomon Islands in the South Pacific region.....	8
Figure 2: Map of Solomon Islands.....	8
Figure 3: Sustainable Development Report Dashboards 2020 – Solomon Islands Country Profile....	11
Figure 4: Office of the Auditor General - Key Stakeholders in SDGs Implementation.....	25
Figure 5: WHO – Monitoring inequalities in health and well-being (SDG 3)	39
Figure 6: WHO – SDG 3 Performance Scorecard (2018)	Error! Bookmark not defined.
Figure 7: UN Water – SDG 6 data for Solomon Islands	48
Figure 8: UNESCO - Indicator 4.2.2 - Participation rate in organized learning (one year before the official primary entry age), by sex	49
Figure 9: UNESCO - Indicator 4.c.1 in Solomon Islands – Qualified teachers	49
Figure 10: Ministry of Education and Human Resource Development - 2016-2030 Education Strategy - Solomon Islands response to the SDGs - 2030 education targets	50
Figure 11: Round Log Export volume and Price	Error! Bookmark not defined.
Figure 12: 2019-2029 NFP policy integration.....	57
Figure 13: UNESCAP – Average annual loss (amount and per cent of GDP).....	60
Figure 14: UNESCAP – probabilistic risk assessment of average annual loss per capita	60
Figure 15: Yale University, Center for Environmental Law and Policy – 2018 Environmental Performance Index Score	62
Figure 16: Yale University, Center for Environmental Law and Policy – 2020 Environmental Performance Index Score	63
Figure 17: MNPDC - Volume of forests and plantations in Solomon Islands.....	64
Figure 18: Public satisfaction of justice services provision in Solomon Islands	67
Figure 19: Solomon Island Government – SIG Development Expenditure 2011-2017.....	74
Figure 20: Development Assistance Committee – Organisation for Economic Co-operation and Development - Net ODA receipts; Top ten donors of gross ODA; Population and GNI per capita; Bilateral ODA by sector.	76

List of acronyms

CEDAW	Convention on the Elimination of all Forms of Discrimination Against Women
CBSI	Central Bank of Solomon Islands
CRPD	Convention on the Rights of Persons with Disabilities
CSO(s)	Civil Society Organization(s)
DESA	United Nations Department of Economic and Social Affairs
DBSI	Development Bank of Solomon Islands
DFA	Development Finance Assessment
FPA	Family Protection Act
GESI	Gender Equality and Social Inclusion
GFATM	Global Fund to fight AIDS, Tuberculosis and Malaria
HIV	Human Immunodeficiency Viruses
HLPF	High-Level Political Forum
ICERD	International Convention on the Elimination of All Forms of Racial Discrimination
ICPD	1994 International Conference on Population and Development
IPOA	Istanbul Programme of Action
LDCs	Least Developed Countries
MHMS	Ministry of Health and Medical Services
MMR	Maternal Mortality Rate
MNPDC	Ministry of National Planning and Development Coordination
MPS	Ministry of Public Services
MTDP	Solomon Islands 2016-2020 Medium-Term Development Plan
MWYCFA	Ministry of Women, Youth, Children and Family Affairs
NDMO	National Disaster Management Office
NDS 2016-2035	Solomon Islands National Development Strategy 2016-2035



NDSIOC	National Development Strategy Implementation Oversight Committee
NFP	National Forest Policy
NHSP	National Health Strategic Plan
NPDID 2013-2018	National Policy on Disability Inclusive Development
NTF	National Transport Fund
OAG	Office of the Auditor General
PCDF	Provincial Capacity Development Fund
PFM	Public Finance Management
PGSP	Provincial Governance Strengthening Programme
SINOP	Solomon Islands National Ocean Policy
UNCTAD	United Nations Conference on Trade and Development
UNDP	United Nations Development Programme
UNDRR	United Nations Office for Disaster Risk Reduction
UNESCAP	UN Economic and Social Commission for Asia and the Pacific
UNESCO	United Nations Educational, Scientific and Cultural Organization
UNICEF	United Nations Children's Fund
UNFPA	United Nations Population Fund
SAMOA	SIDS Accelerated Modalities of Action
SDGs	Sustainable Development Goals
SIDS	Small Island Developing States
SIIF	Solomon Islands Integrated Finance Framework
SRH	Sexual and Reproductive Health
VNR	Voluntary National Review
WASH	Water, Sanitation and Hygiene
WHO	World Health Organization
WPS NAP	Women Peace and Security National Action Plan



Foreword

It is my pleasure to present Solomon Islands' first Voluntary National Review Report on the Sustainable Development Goals (SDG's).

For Solomon Islands the VNR process was an opportunity to take stock of progress, whilst at the same time reflecting on approaches and experiences in implementation, identifying good practice and learning lessons. To facilitate the VNR process, the Solomon Islands Government established a VNR coordination committee to coordinate and oversight the preparations, from data collection, consultations and drafting.

This VNR report is presented through the lens of the Solomon Islands National Development Strategy ("NDS 2016 – 2035"), which integrates the SDG's and localises them to the national situation and context. Underpinning the national development strategy is the national vision of... *"Improving the Social and Economic Livelihoods of all Solomon Islanders"*. This national vision embraces the pledge of the SDG's to end poverty and hunger, ensure dignity and equality and enhance prosperous and fulfilling lives in harmony with nature.

This national review process has helped us to better understand progress made and the challenges facing SDG implementation in our context. which will then help us to accelerate our effort towards meeting the 2030 development goals.

Climate change and the Covid 19 global pandemic will continue to change the landscape for implementing the 2030 Agenda. Indeed, the first half of 2020 has been challenging as impacts of the 2020 covid-19 pandemic continue to affect our social and economic systems as well as our national effort towards meeting our development aspirations and the SDG's.

We are blessed that we are still free of COVID-19. However, like all other countries globally the economic impact of COVID-19 has resulted in a serious down-spiralling of our small national economy. If there is no global recovery anytime soon this pandemic could result in many countries, including Solomon Islands potentially coming to an economic standstill in the not too distant near future.



These challenges add to our already well understood vulnerabilities as a ‘Large Ocean Small Island State’ of geographically related constraints, social and economic vulnerabilities, including a heightened vulnerability to climate change and natural disasters and a rapidly worsening Non-communicable Diseases epidemic

The ability of Solomon Islands to achieve a smooth transition to graduate from the LDCs in 2023 is undermined by the global COVID-19 pandemic. We will be seeking a review of the LDC graduation timetable for Solomon Islands.

Despite all these challenges, my government, is committed to ensuring we achieve the vision enshrined in our national development strategy 2016 – 2035 of *“Improving the Social and Economic Livelihoods of all Solomon Islanders”* and to leave no one behind.

Hon. Manasseh Sogavare
Prime Minister of Solomon



Maps of Solomon Islands



Figure 1: Map of Solomon Islands in the South Pacific region



Figure 2: Map of Solomon Islands

Solomon Islands in brief

		Sources
Land Area	28 370 km ²	
Exclusive Economic Zone	1.3 million Km ²	
Population	639,157	National Statistics office Population projections 2016
Population Growth Rate (%)	2.3%	National Statistics office Population projections 2016
Population Density (People/km ²)	17	2009, National Census Report
Crude birth rate	32.2	2009, National Census Report
Crude death rate	5.6	2009, National Census Report
Fertility Rate	4.1	2009, National Census Report
Life Expectancy at birth	65.8	2010, Solomon Islands MDG Report
Population Distribution by broad age group (%)		2009, National Census Report
0– 14 years	40.6%	
15 – 59 years	54.1%	
60+ years	5.2%	
Population of less than 29-years-old	70%	
Average household size	5.5	2009 Census Report
Unemployment rate estimate	10.8 %	
Real GDP Growth	1.2 %	CBSI Annual Report 2019
GDP Per Capita	SBD 13,433 USD 1,612	SINSO 2014
External Reserves Total	SBD 4,937.2 million	CBSI Annual Report 2019

Import Cover	USD 592.5 million 11.9 months	CBSI Annual Report 2019
Inflation	7.8%	CBSI April 2020
Government Debt Total % of GDP	SBD 1,012 million USD 121.4 million 11%	Central Bank of Solomon Islands Annual Report 2018

Sustainable Development Goals at a glance




Figure 3: Sustainable Development Report Dashboards 2020 – Solomon Islands Country Profile

Executive summary

Solomon Islands has made significant progress in terms of economic and social development. Proof of this is the graduation from the list of least developed countries (“LDCs”), officially scheduled for 2024. At the 2018 review, the gross national income per capita amounted to USD 1,763, exceeding the graduation threshold of USD 1,230, and the human assets index score was set at 74.8, also exceeding the graduation threshold of 66.0. Although the economic vulnerability index score of 52.1 remained far above the maximum threshold of 32.0, meeting the income and human assets index criteria was sufficient for to have met the eligibility criteria.ⁱ

Economy and livelihoods in Solomon Islands have heavily relied on forests. With more than 90% of land covered with forests of various types and customary owned, forests play a vital role in the livelihoods and survival of Solomon Islanders. For the past three decades, the economy has been mainly buoyed by forest products, through harvesting and export of round logs and sawn timber, contributing an average of 15-20% total government revenues, equivalent to 60-70% of foreign earnings.

Economic progress is evidenced by the reduction of the poverty rate, from 33% in 2010 down to 23.5% in 2019. This downward trend must be confirmed in the next few years, particularly in light of the global response to the covid-19 pandemic.

There has been significant progress in terms of education and health, although food security remains challenging. While the SDGs set a 2030 neonatal mortality target to 12 per thousand newborns, and under-5 mortality to 25 per thousand, in 2017 in Solomon Islands, the neonatal mortality and under-5 mortality reached respectively 8.5 and 20.6 per thousand live births. Present indications show the country is already below the SDGs threshold on child mortality.

Progress has accelerated on maternal mortality as well. The SDGs set a global target of 70 maternal deaths per 100,000 live births by 2030. From 214 deaths per 100,000 live births in 2000, Solomon Islands have brought the maternal mortality rate down to 114 per 100,000 in 2015.

Considerable progress in reducing the instance of infectious diseases has been achieved. While human immunodeficiency viruses (“HIV”) rates are very low, very high sexually transmitted infections (“STI”) rates in Solomon Islands reveal that the underlying behavioural risks are high, with a real potential for a future increase in HIV cases.

The social and economic impacts of climate change are likely to generate demands which Solomon Islands will be unable to meet and may be overwhelmed by. In Solomon Islands, “five of uninhabited islands have disappeared due to the rising sea level and large swathes of land in six inhabited islands have been inundated.”ⁱⁱ Overall, the best-known consequences of climate change all impact Solomon

Islands: timber overexploitation increases the risk of flooding for local communities and exposes cleared land and villages to stronger winds, endangering agriculture and putting settled areas at greater risk in storms. Temperature increase threatens agriculture, sea-level rise threatens agriculture and settled areas and warming seas threaten fishing.

The increase in Solomon Islands score in the Ocean Health Index Goal - Clean Waters however evidences that the country is accelerating efforts to protect the environment, and that of future generations. In 2018, Solomon Islands scored 72.47 out of 100, up from 60 in 2012.ⁱⁱⁱ

Solomon Islands went through internal tensions from 1999 to 2003, which brought down the country's economy and created a state of lawlessness. Since 2016, Solomon Islands Government and stakeholders have accelerated efforts to build up trust and confidence in Solomon Islands' justice systems, judicial actors and institutions.

Perception of the national government justice system was found to be more positive than not, with 65% indicating satisfaction versus 32% indicating dissatisfaction. Nonetheless, corruption within national institutions has long been an issue of public discontent in Solomon Islands, and is seen as a major obstacle on the path towards sustainable development. A 2013 survey conducted by Transparency Solomon Islands documented that 56 per cent of respondents paid a bribe to assist with a police issue; 42 per cent paid to facilitate registry and permit services; and, 49 per cent made an informal payment to facilitate land registration or related services over and beyond what was legally required.

In response to this phenomenon, and with support from development partners, international obligations were transposed into a long-awaited anti-corruption act in 2018 ("2018 Anti-Corruption Act"). The 2018 Anti-Corruption Act was passed by the National Parliament on 25 July 2020 and provides for the establishment and operationalization of an independent anti-corruption commission.

Until the root causes of fragility in Solomon Islands are addressed, inequalities will remain. Solomon Islands Government aimed at having its Country Political Institutions Assessment policies for social inclusion/equity cluster average reach at least 3.3 before 2020 (1 being the lowest and 6 the highest). In 2018, it amounted to 2.7.^{iv}

Solomon Islands fragile context demands a comprehensive approach that goes beyond country, regional, or sectoral strategies. "It is increasingly clear that long-term solutions must involve multiple partners."^v

Solomon Islands must empower civil servants and strengthen civil society and private sector actors to partner with government institutions to achieve the SDGs by 2030.

1. Introduction

The Solomon Islands Voluntary National Review Report shares progress made, initiatives undertaken, experiences learnt and challenges in the implementation of the SDG's. This VNR report is presented through the lens of the Solomon Islands National Development Strategy ("NDS 2016 – 2035"), which aligns the Sustainable Development Goals ("SDGs") and localises them to the national situation and context.

The National Development Strategy

The NDS 2016 – 2035 establishes a visionary pathway for the socio-economic development of Solomon Islands and its people. It focuses on creating change and improving the livelihoods of the people of Solomon Islands, hence the national vision, "Improving the Social and Economic Livelihoods of all Solomon Islanders".

The NDS 2016 – 2035 also sets forth a national mission "to create a peaceful, harmonious and progressive Solomon Islands led by ethical, accountable, respected and credible leadership that enhances and protects peoples' culture, social, economic and spiritual well-being". This emphasizes on a direction focused on creating a Solomon Islands that is enriched in its diversity, united, peaceful and stable and led to progression by credible and accountable leadership.

The NDS 2016 – 2035 identifies five key objectives that set the tone for a long-term development strategy, guiding government policies and activities, budget preparation processes, through medium term development plans. The five objectives of the NDS 2016-2035 are:

NDS Objective 1: Sustained and Inclusive Economic Growth

NDS Objective 2: Poverty Alleviated across the whole of Solomon Islands, basic needs addressed and food security improved; benefits of development more equitably distributed

NDS Objective 3: All Solomon Islanders have access to quality health and education

NDS Objective 4: Resilient and Environmentally sustainable development with effective disaster risk management, response and recovery.

NDS Objective 5: Unified Nation with stable and effective governance and public order

A rolling medium term development plan ("MTDP") translates the NDS 2016-2035 into actionable programmes and projects. There is a critical relationship between the NDS 2016-2035, the MTDP and the development budget. While the NDS 2016-2035 provides the overall twenty-year strategic framework to guide economic, social and environmental planning, the MTDP captures more immediate to medium term development strategies that are designed to achieve the NDS 2016-2035 objectives and linked to the Development Budget, the vehicle through which financial resources are allocated to implement Government policies.



The NDS 2016-2035 identifies linkages and alignment of individual medium term strategies and sector goals with the SDGs. Implementation of the NDS 2016-2035 and the MTDP is monitored using a programme framework, which includes performance targets and indicators. The performance framework also evidences the alignment between the NDS 2016-2035 and the SDGs and relates NDS 2016-2035 performance indicators to individual SDGs, facilitating monitoring and reporting on both. However, to adjust the SDGs to the national context, priority has been given to SDGs which reflect national priorities and key national development objectives, under the umbrella of the NDS objectives.

Situational Overview

Development in Solomon Islands takes place in a geographical setting of approximately 900 islands amidst dispersed a vast ocean space. Total land area is 28,370 square kilometers relative to an Exclusive Economic Zone of 1.34 million square kilometers (km²).^{vi} There are nine provinces of varying sizes and population as well as a capital city administration. The country gained independence in 1978 after seventy five (75) years of British protectorate administration.

The total population in 2020 is estimated at 695,000 and the estimated population density amounts to 17 people per square kilometre. The population growth rate remains high at 3% with a relatively significant youth bulge – approximately 40% of the population is under 15 years-old. The population is predominantly rural, with approximately 81% of the people living in the rural areas and largely subsistent. Nineteen percent (19%) of the population is urban based.^{vii}

The economic base is narrow and largely natural resource dependent, with forestry, mining, agriculture and fisheries being the major sectors. Primary commodities are logs, minerals, palm oil, fish, copra, cocoa. Other commodities such as sawn timber and small holder products (e.g., vanilla and coffee) represent a very small portion of the country’s exports.

Solomon Islands is expected to graduate from Least Developed Country category in 2024. It is also a Small Islands Developing State (“SIDS”) and a post-conflict country, emerging from a period of ethnic tensions in the late 1990s to the mid-2000s.

The country remains highly vulnerable to the negative impacts of climate change and natural disasters.

2. Preparation of the review

In 2019, Solomon Islands Government established a coordination committee under the leadership of the Ministry of National Planning and Development Coordination (the “MNPDC”) with a view to structure the VNR preparation process (the “VNR Coordination Committee”), from data collection to drafting and consultations. Line Ministries, development partners and civil society organizations are represented in the VNR Coordination Committee.

SDGs Mapping – Immediately after the adoption in 2015, and in the context of the review of the country’s long-term development strategy, the SDGs and a selected number of relevant indicators were enshrined into national planning. In preparing the NDS 2016-2035, Solomon Islands Government put emphasis on SDGs indicators that were identified as most relevant for the country and its population, to enable to address the factors of fragility and instability. The preparation of the present VNR was an opportunity to review the relevance of the selected SDGs indicators and their alignment with the NDS 2016-2035.

Members of the VNR Coordination Committee meeting held in October 2019 agreed that the VNR would reflect the integration of the SDGs with the NDS 2016-2035.

VNR Sectoral Review - The MNPDC coordinated a sectoral review to identify, for each sector:

- The policy environment
- The progress against the NDS 2016-2035 objectives
- Existing institutional mechanisms
- The means of implementation

For this purpose, the MNPDC issued and circulated consultation guidelines listing 15 questions for government entities, private sector actors, and civil society organisations to answer. The consultation guidelines, attached as Appendix 1, were prepared with a view to ensure consistency in data collection and were circulated with Solomon Islands draft VNR outline. Inputs were then consolidated to document Solomon Islands’ first VNR.

Impact of Covid-19 on VNR consultations

The MNPDC intended to conduct multistakeholders consultations with civil society organizations and private sector actors in Solomon Islands main provinces (Guadalcanal, Malaita and Western) to ensure that there would be local ownership of the VNR.

On 26 March 2020, Governor General of Solomon Islands, Sir David Vunagi, declared a 'State of Public Emergency' for Solomon Islands. Although movements were not restricted, the state of emergency discouraged participants to attend the consultations. The events were consequently cancelled.

The lack of access to technical equipment further prevented to conduct consultations remotely.



Consultations on the VNR, the SDGs, and progress against the NDS 2016-2035 with local representatives were to be conducted between March and May 2020.

However, with the declaration of a “State of Public Emergency” in the country, as in most countries in the world, the Solomon Islands Government had to put these consultations on hold, to ensure the safety of participants. The Government decided to move forward with the VNR submission.

To ensure that no one was left behind in the VNR preparation, the draft VNR was circulated for comments to a broad range of stakeholders before its submission to Cabinet.

3. Structural issues

Seventy percent (70%) of Solomon Islanders are under twenty nine (29) years-old. Rapid population growth has led to serious problems with unplanned urban expansion, which harms urban communities through housing pressure, public health risks, community tensions, and costs for urban-based businesses. By improving rural living standards, to discourage migration, and helping those in squatter settlements to get better opportunities through better access to basic services, adult education and skills training. Rapid population growth additionally impacts social and economic conditions of people, including: distribution of income, high unemployment rates and access to basic services like housing, education and health.

The current demographic structure also results in a high dependency burden and dampens economic growth. In 2018, the World Bank estimated that there are more than 80 dependents per 100 economically active. Dependency ratios only become favourable to economic growth when dependency levels fall to about 50.^{viii}

Remoteness of islands and distance from major markets is a challenge for implementation of government plans, and strategies. High transport costs and logistics challenges impact on the delivery of services across the country's nine provinces. To date, Solomon Islands remains one of the countries that rely the most on oil products for gross electricity production.

Shocks to world commodity prices continue to affect domestic markets, significantly impacting the price of basic necessities such as food and fuel. This has been observed through the price variations of fuel and food and through price variation in exported commodities. Although it is difficult at this moment to assess the full extent to which the Solomon Islands economy has been affected by the COVID-19 pandemic, various sectors have already been impacted, starting with tourism, a growing part of the economy. Government tax receipts are expected to decline at the same time as increased government outflows primarily to safe guard against the worst impact of the COVID-19. Recent progress in reducing national debt has had to be balanced with increased investment in infrastructure.

Solomon Islands has shown a strong commitment to ensure ethical, accountable and credible leadership at all levels understanding that a culture of corruption and weak economic management limits investment opportunities. Priority has been shown to uphold justice and ensure personal and collective security.

Challenges exist in implementing government policy. Areas identified that would improve policy implementation include:

- Risk analysis, to allow stakeholders to be aware of potential implementation challenges and increase the preparedness to such risks;



-
- Enhanced communication between key stakeholders; and
 - Developed strong monitoring and evaluation frameworks and mechanisms.

Delays in submission of annual workplans affects planning efforts and weaken the emphasis placed on monitoring and evaluation mechanisms. Given the geographical spread of the country, implementing, monitoring and communicating sustainable development is a challenge that only technologies will contribute to overcome. Further, it is acknowledged the need to strengthen data and statistical systems and capacity.



Incorporation of the SDGs into national frameworks



Integration of the three dimensions of sustainable development in national frameworks

In 2015, the national development strategy 2011-2020 was revised and extended to cover a twenty-year period. The intention was to provide a longer-term framework for planning to lay the foundations for recovery and long term sustainable development from fragility.

In April 2016, the NDS 2016-2035 was adopted.


















The NDS 2016-2035 maps out a strategic direction for the future development of Solomon Islands and sets out a long-term vision, mission and objectives that reflect the aspirations of all Solomon Islanders. The NDS 2016-2035 revolves around two key areas: social and economic livelihoods and aims at “Improving the Social and Economic Livelihoods of all Solomon Islanders”.

The NDS 2016-2035 presents five objectives that contribute toward achieving such a vision. The NDS priorities represent the five main challenging areas that the country needs to focus on in the medium to long-term timeframe. These can be summarized as follows: economic growth, poverty alleviation, quality health and education, environmentally sustainable development and good governance.^{ix}

"The NDS sets out a framework for development policies, priorities, and programmes, providing a single reference point and common strategic direction over the next twenty years that all stakeholders can follow"

Honorable Danny Philip

Former Minister for Development
Planning and Aid Co-ordination

NDS Objectives	Corresponding SDGs
1. Sustained and inclusive economic growth	 
2. Poverty alleviation	    
3. Access to quality health and education services	 
4. Resilient and environmental sustainable development	     
5. Stable and effective governance and public order	 

In addition to this overarching national framework, development actions are guided by a range of sector level and provincial strategies, as well as some key regional and global commitments and frameworks.^x

The NDS 2016-2035 long-term development objectives have been mapped into operational priorities and specific programmes and projects and have been subsequently developed into a five-year rolling plan – the MTDP.

The MTDP lays out specific programs and reforms in the main economic sectors and proposes important advances in land policies, governance, and anti-corruption. The plan identifies priority spending areas and strategies to enhance spending effectiveness, including by further strengthening public finance management to reach better resource allocation decisions. Policies are set out to manage the impact of climate change and natural disasters that can jeopardize development outcomes, including through greater emphasis on disaster risk preparedness and mitigation.

Ownership of the SDGs

Solomon Islands has mobilized all stakeholders around the SDGs, including key agencies such as the National Parliament and the Office of the Auditor General (“OAG”). Both institutions have greatly contributed to embed the SDGs on their activities and to enhance public awareness on the SDGs and have enabled Solomon Islands to structure collective responses to achieve the SDGs.

Solomon Islands National Parliament and the SDGs

In April 2017, the National Parliament of Solomon Islands hosted a two-day Seminar for Members of the 10th Parliament on the topic: SDGs and Risk Development. The workshop aimed at informing Members of the Parliament about (i) the SDGs, Climate Change, Disasters and its impact on the achievement of the SDGs, (ii) international and regional efforts to address these issues and (iii) efforts underway in Solomon Islands to address these issues.

“I hope that at the end of the two days, you will be able to understand that almost all issues that are before the parliament for consideration, are related to the SDGs and therefore there is a need to ensure that SDGs is not seen as something that is abstract.”

Honourable Ajilon Casper Nasiu



2018 Report of Office of the Auditor General on preparedness of SDGs implementation

In 2018, the OAG assessed the country's preparedness to implement the SDGs. The OAG submitted its findings to the Solomon Islands Parliament on 6 December 2018.

The OAG assessed:

1. The integration of the 2030 Agenda into the national context

The OAG reviewed (i) SDGs integration into Solomon Islands national planning strategies, policies and processes, (ii) SDGs alignment with budgets, (iii) SDGs policy coordination, and (iv) SDGs ownership and inclusiveness. Further to its audit, the OAG issued recommendations on the nationalization of the 2030 Agenda.

2. The resources and capacities for implementing the 2030 Agenda

The scope of the OAG's audit was defined by the identification of needs, resources and capacities for SDGs implementation, partnerships mobilization and risk management.

3. Monitor, review and report progress against the 2030 Agenda

Mobilizing resources and partnerships also contribute to developing strong monitoring and evaluation mechanisms. The OAG recognized the prevalence of follow-up, review and reporting mechanisms, such as the preparation and submission of the VNR at the HLPF. Monitoring and evaluation must however be documented by comprehensive, accurate and disaggregated information, that can be circulated with all stakeholders.

Recognizing that significant progress has been made in taking ownership of the 2030 Agenda by integrating the SDGs into the NDS 2016-2035, the OAG noted that Solomon Islands requires a significant increase to financial, human and technological resources to "support the coordination and integration of Sustainable Development Goals and Targets".^{xi} Further, Solomon Islands still very much relies on development partners for information and data collection and analysis.

In 2018, the OAG considered that Solomon Islands "preparedness" to implement the 2030 Agenda was still "at its early stage".^{xii} Since then, and based on the OAG's recommendations, efforts have accelerated towards implementing the SDGs in Solomon Islands.

Leaving no one behind

The OAG recognized the efforts made towards participatory and inclusive SDGs implementation. In addition to national and local consultations organized in the context of the 2016-2035 NDS, coordination committees were established for minority groups: SIG Gender Focal points group, Solomon Islands Youth Council, Action committee on Children.^{xiii}

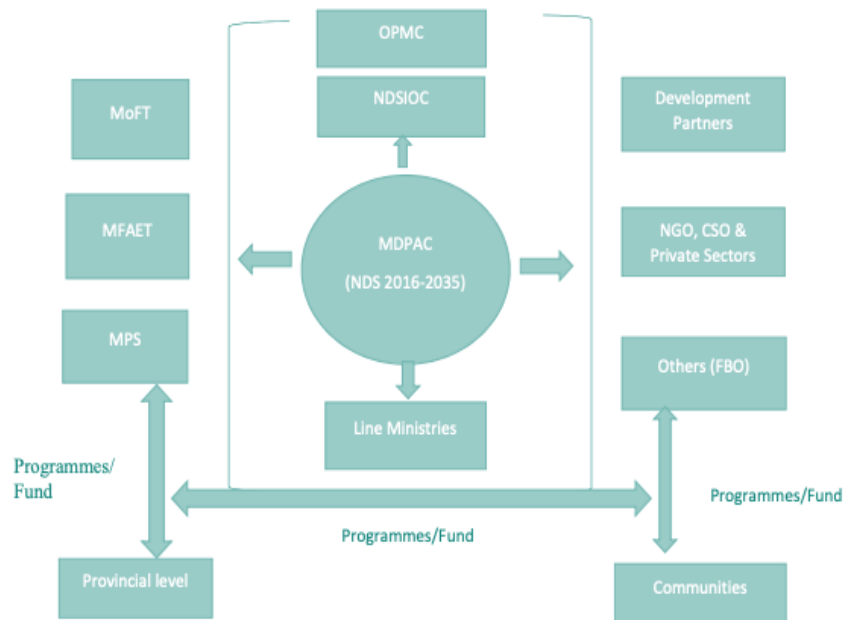


Figure 4: Office of the Auditor General - Key Stakeholders in SDGs Implementation

Consultations were held in each of Solomon Islands nine provinces between August and November 2015. Provincial officials, community leaders, faith-based organizations (FBO) and non-government organizations (NGOs) were consulted on Solomon Islands' national priorities looking towards a 2035 horizon.

The National Development Strategy (NDS) nation wide consultations was also used to introduce the newly adopted SDGs at the provincial level.



Munda Community Participating in NDS Consultation (Photo MNPDC)

At the national level, continuous ownership of the SDGs has been promoted through the active participation of CSOs and private sector in the National Development Strategy Implementation Oversight Committee (“NDSIOC”).

The NDS 2016-2035 placed inclusiveness at the heart of government planning, with the Solomon Islands Government providing sustainable and inclusive economic growth and access to quality social services including education and health for all Solomon Islanders.

The 2018 OAG SDG Report evidenced established mechanisms to address inequality and discrimination.

It was noted that women’s groups (e.g., Council of Woman), youth groups, development partners and 26 CSOs were involved in the preparation of the NDS 2016-2035. However, not all vulnerable groups were adequately represented in the consultation process. Despite the completion of a National Policy on Disability Inclusive Development (“NPDID 2013-2018”) in April 2014, people living with disabilities and in remote communities were not appropriately consulted and greater space could have been provided to discuss their particular needs and concerns.

Solomon Islands Youth and SDG 16

The Pacific Youth Forum Against Corruption (PYFAC) launched the first Solomon Islands Anti-Corruption Film Festival. It starts with a movie, a big Hollywood one about whistleblowing or an arty documentary about villas built on school grounds, and it ends with heated conversations about leadership, votes and heroes.

The WEKAP group was the only youth group to demand signed political and integrity commitments from all the candidates running in their constituency — forty percent of them agreed to sign.

In 2019, a National Development Strategy communication strategy was developed and implemented to further create awareness and ownership of the NDS 2016-2035. The targeted groups are stakeholders who were consulted in the preparation of the NDS, parliamentarians, government ministries, permanent secretaries, donors, private sector, provincial governments, rural communities, people with special needs, academic institutions, community based organizations, faith based organizations, the elderly, illiterate population and prison inmates. The messages were delivered through written brochures, meetings, radio programmes and newspaper articles.



Photo: © UNDP, Members of the Pacific Youth Forum against Corruption on 2018 International Anti-Corruption Day

In this context, and to begin to address shortcomings in terms of the identification of needs of disabled groups, Solomon Islands National Statistics Office (SINSO) engaged disabled people organizations. It was decided to include the Washington Group Short Set of Questions on Disability in the 2019 population census as a result of these discussions.

Notwithstanding SIG efforts, the role of civil society in addressing the specific needs of vulnerable groups is recognised and commended.

A clear example of this is the cooperation between the Community Based Rehabilitation network in Solomon Islands and the Kokonut Pacific Solomon Islands (“KPSI”), a for-profit social enterprise. KPSI produces and sells virgin coconut oil and products with a mission to ‘provide empowerment to remote villages’. The partnership with the Community based Rehabilitation network has resulted in employment opportunities for persons with disabilities in the enterprise and accessibility facilities added to the KPSI workshop.

5. Progress against Solomon Islands NDS objectives and related Sustainable Development Goals and targets



National Development Strategy Objective 1: Sustained and Inclusive Economic Growth



ACHIEVEMENTS

The GDP growth of Solomon Islands has regularly increased between 2015 and 2018; 2.60 per cent GDP growth in 2015, 3.40 per cent in 2016, 3.70 per cent in 2017 and 3.90 per cent in 2018. In parallel, the GDP per capita increased by almost 10% over the same period (from 846 USD in 2015 to 935 in 2018). The economic resilience can also be evidenced by the stability of the unemployment rate since the 2000, at approximately 2 per cent of the total labor force.^{xiv}

Recent innovations, such as, the establishment of a private sector advisory group, have boosted dialogue between government and the private sector. There are a number of partnerships between government and the private sector, though there is currently no overarching framework specifically guiding the use of public private partnerships.^{xv}

The Tina River Hydropower Project

In December 2019, the first large-scale infrastructure project for Solomon Islands was announced to be developed as a public-private partnership (“PPP”): the Tina River Hydropower project, worth over US\$200 million and financed through loans and grants from six institutions

Tina Hydropower Limited, the Tina River Hydropower Development Project company, formed by Korea Water Resources Corporation and Hyundai Engineering Company Ltd. will build and operate the hydropower facility on the Tina River, 20 kilometers southeast of the capital, Honiara. The Tina River Hydropower Project, purpose in part is to curb Solomon Islands’ heavy reliance on imported diesel and reduce this reliance by almost 70 percent, lowering power prices for homes and businesses across the country, where the price of electricity is among the highest in the world and heavily exposed to global fuel price fluctuations and shocks.

The Tina River Hydropower Project will also pave the way for a significant reduction of the country’s greenhouse gas emissions by two and half times the national 2025 target. With these agreements in place and funding from multiple donors, it is expected that Solomon Islands will have transitioned from a 3% share of renewable energy (hydro and solar) in 2017 to 67% when the project is completed.

"The Tina River Hydro is an historic project for Solomon Islands. It will deliver cheaper power to Solomon Islanders and signals to investors that Solomon Islands is ready for large projects and partnerships."

Honorable Manasseh Sogavare



Further energy infrastructure investments are intended by installing 60 mini-grids in rural villages using hydropower, biofuel, and solar photovoltaic systems. Also to be financed are grid extensions to displace fossil fuel generation for an estimated 3,000 households across the townships of Honiara and Auki. A fee-for-service model for household solar systems in rural areas is also due to be launched.^{xvi}

2018 milestones for Solomon Power

- Signature of the Power Purchase Agreement (PPA) for Tina River Hydropower Project.
- Inception of the Solomon Islands Electricity Access and Renewable Energy Expansion Project
- Connecting 1,160 additional customers to electricity under the Output Based Aid programme.
- Repairs and replacement of streetlights in Honiara
- Signature of the contract for the conversion of the existing diesel generation systems at Kirakira, Lata, Malu'u, Munda and Tulagi to hybrid generation systems.
- Evaluation of tenders for solar hybrid systems at Hauhui, Namugha, Sasamunga and Vonunu
- 41 personnel from various organisations acquired the grade A licensed electrician certification, of which 25 are from Solomon Power

These initiatives aim at accelerating access to electricity for all Solomon Islanders. Significant progress has been made since 2000, when less than 7 per cent of Solomon Islands population had access to electricity.^{xvii} In 2016, almost half of Solomon Islanders (47.9 per cent) had access to electricity; 69.6 per cent of Solomon Islanders living in cities had access to electricity and 41.5 per cent of the rural populations.

Structuring activities and being held accountable for the commitments has motivated the preparation and adoption of the National Energy Policy 2019-2030.

Due to the geographic situation of Solomon Islands, there is high dependence in terms of energy and connectivity. Reducing the current reliance solely on satellite for international voice and data communications could afford a sizeable development dividend. The World Bank estimates that improved internet access and connectivity could translate into additional GDP of more than USD5 billion and close to 300,000 additional jobs in the broader Pacific Islands sub-region by 2040.^{xviii}

In 2016, 47 per cent of Solomon Islanders had a mobile phone; and 25.4 per cent of Solomon Islanders had a mobile phone with internet access. These proportions are comparable to sub regional averages, respectively 48.4 per cent for mobile phone subscription and 20 per cent for mobile phone

subscription with internet access. Mobile penetration in 2018 was eighty percent (80%), an increase of twenty percent (20%) in 2010. Mobile coverage was ninety five percent (95%) in 2019, increasing from twenty percent (20%) in 2010. Internet penetration in 2010 was just over one percent (1.8%), which increased to twenty percent (20%) in 2020.

The Coral Sea Cable System

The Coral Sea Cable System is a 4,700km long fibre optic submarine cable system linking Sydney, Australia, to Port Moresby, Papua New Guinea and Honiara, Solomon Islands. The project also includes a 730km submarine cable system connecting Honiara to Auki (Malaita Island), Noro (New Georgia Island) and Taro Island.

The Government of Australia is the primary partner of the Coral Sea Cable System, although Papua New Guinea and Solomon Islands Governments jointly contribute up to one third of project costs.

Once complete, Papua New Guinea and Solomon Islands will hold majority ownership the international cable and receive all revenue generated. Solomon Islands will also



There is a strong commitment to facilitate trade by developing transport infrastructures: the logistics performance index, reflecting the quality of trade and transport-related infrastructure (1=low to 5=high), has remained stable at a 2.2 rating.^{xix} It is estimated that the total transport network in Solomon Islands consists of about 1,500 km of roads, out of which about 170 km are sealed and 90 wharves. This network grants access to all-weather roads to up to 77% of Solomon Islanders. This infrastructure must now be managed and maintained sustainably given a high level of disaster risk climate proof.

Financial Sector Development

Financial Sector growth in Solomon Islands, has become a key driver of the economic growth and is a leading priority for Solomon Islands. A sustained financial sector growth is critical to supporting development in Solomon Islands. Solomon Islands is only moderately monetized, however is trending upwards. Although the country’s private sector is growing, structural bottlenecks such as access to finance by the private sector in Solomon Islands a challenge.

The majority of adults in Solomon Islands remain excluded from the formal finance sector. A survey conducted by the Central Bank of Solomon Islands (CBSI) in 2015 found that 31% of the adult population in Solomon Islands did not have access to any type of financial service. Only 26% of adults had a bank account with commercial Banks. According to a demand-side survey carried out by on the financial access in Solomon Islands, over 80% of the population remained excluded from formal financial services.

Solomon Islands' finance sector assets continuously expanded with the inclusion of BRED Bank as a fourth Commercial Operating in the Country, under CBSI's regulations and supervision.

The National Financial Inclusion programme coordinated by UNCDF and CBSI has made some progress in amplifying the coverage and quality of digital financial services. A draft Practice Guide on Mobile Money is expected to be issued by the CBSI along with a National Payment Bill is waiting to be passed through Parliament. These regulations are expected to ease access to finance services, financial literacy and development of entrepreneurial skills feature quite strongly in the NFIS. This is expected to drive MSME development, business incubation, business mentoring and advocacy which paramount to business growth in Solomon Islands.

Solomon Islands prioritized the expansion of the financial Sector as part of its fundamental reform "National Investment" a strategy towards growing its economy and enabling access to finance for investments. The re-establishment of the Development Bank of Solomon Islands (DBSI) is the flagship of this policy priority. The DBSI establishment is prioritized in response to public demand for access to finances to support business developments and growth in Solomon Islanders. This has led to the enactment of the DBSI Act of 2018 which paved way for its DBSI establishment. The Development Bank of Solomon Islands was launched in June 2020 and is now providing financial services to both individual and Small and Medium Enterprises.

"Opening of DBSI has been long awaited and this event is a fulfillment of one of my Government's development policy agenda, which is to re-establish its development financing institution in support of its commitment to grow our economy"

Honorable Manasseh Sogavare

The aim of the financial institution is to facilitate the economic and social development of Solomon Islands with particular focus on; business development and economic productive activities in rural areas. The DBSI functions to provide financial assistance to new and existing enterprise, including individuals, partnerships, cooperatives and companies by making loans. Following its official launch by the Prime Minister and Minister Finance and Treasury, the Bank started providing services to the



public in June 2020. With the slogan “Our Bank, Our Future, Think Solo”, the facility supports existing production in cocoa, copra, kava, noni, cassava, and other export commodities and aims to bridge gap with rural dwellers through financial services.

“Opening of DBSI has been long awaited and this event is a fulfillment of one of my Government’s development policy agenda, which is to re-establish its development financing institution in support of its commitment to grow our economy”

Honorable Manasseh Sogavare



CHALLENGES

Despite a steady economic growth between 2015 and 2018, the real GDP slowed considerably in 2019 to 1.2%, from 3.9% in 2018. A slowdown in the agriculture and forestry sectors has been identified as the source of this economic downturn, that this is likely to directly impact both rural income earnings and government revenue.

Once again, geographic situation, isolation, expansiveness are impediments to economic development and resilience to external shocks. As of today, Solomon Islands is still suffering from energy-dependency. Until the Tina River Hydropower Project is operational, the country will be almost 100 per cent reliant on imported diesel to cover its energy needs and electricity prices will prevent many Solomon Islanders to access electricity.^{xx}

**National Development Strategy Objective 2:
Poverty Alleviated across the whole of Solomon Islands, basic
needs addressed and food security improved; benefits of
development more equitably distributed**



ACHIEVEMENTS

Poverty Alleviation

Over the last ten years, Solomon Islands has significantly reduced the proportion of Solomon Islanders living below the USD 1.90 per day poverty line. In 2010, almost 33 per cent of the population lived with less than USD 1.90 per day. In 2019, that same proportion dropped, reaching 23.5 per cent.^{xxi} While the poverty rate remains higher in rural areas, entry points to reduce poverty have been identified, considering that “households with higher levels of education, those in which the head has a wage job, and migrant households were less likely to be poor.”^{xxii} Poverty has been identified as increasingly concentrated in fragile contexts.^{xxiii}

Government policies that aim at lifting Solomon Islands out of fragility and instability have been developed around one main objective: that all Solomon Islanders are provided with equal opportunities and access to services.

Solomon Islands remains committed to meeting obligations under the Convention the Elimination of All Forms of Discrimination Against Women (“CEDAW”), International Convention on the Elimination of All Forms of Racial Discrimination (“ICERD”) and Convention on the Rights of Persons with Disabilities (“CRPD”).

Water and Sanitation

Access to Safe drinking water is a basic necessity for human wellbeing especially in rural areas of Solomon Islands. Poor access to safe drinking was used as an indicator of Poverty in the rural areas of Solomon Islands. The provision of improved water and sanitation services(WASH), remain a key priority of the NDS 2016-2035 towards achieving the objective 2 of Alleviating poverty in Solomon Islands. The NDS 2016-2035 aims to reach 60% of the population access to Safe drinking water by year 2035. This is consistent with Sustainable goal 6 on Clean Water and Sanitation. The SDG 6 is an indivisible goal that requires joint-implementation and integration of different agencies. The Ministry of health, environment, mines and energy, infrastructure and Solomon Water authority are part of the WASH national committee that work to deliver WASH programmes at national level.

Over the past 20 years, priority has been to provide access to safe and reliable water supplies to rural communities and urban centres. According to the Statistical Health Core Indicator Report 2018 on Communities with access to safe drinking water, a 54 % of the population are using an improved drinking water source. Communities with access to improved sanitation is 13 %. About 23% of households have improved, non-shared toilet facilities, while 7% have shared toilet facilities. 70% of households have non-improved toilet facilities and 58% have no toilet facilities at all.

The World Health Organization (“WHO”) has identified that better management of water resources reduces transmission of malaria and other vector-borne diseases. Further, and as repeatedly emphasized during the COVID-19 pandemic, hygiene interventions including hygiene education and promotion of hand washing is critical for preventing certain diseases.

Access to Water, Sanitation and knowledge on Hygiene (“WASH”) is therefore crucial to not place unnecessary pressure on the healthcare system. Over the past 20 years, priority has been provided to the access of safe and reliable water supplies to rural communities and urban centres.

In 2015, over 90 per cent (93.2) of Solomon Islanders living in cities used improved water sources; in comparison, 77.2 per cent of Solomon Islands rural population used improved water sources.^{xxiv} In 2015, over 80 per cent (81.4) of Solomon Islanders living in cities used improved sanitation facilities; in comparison, only 15 per cent of Solomon Islands rural population used improved sanitation facilities.^{xxv}

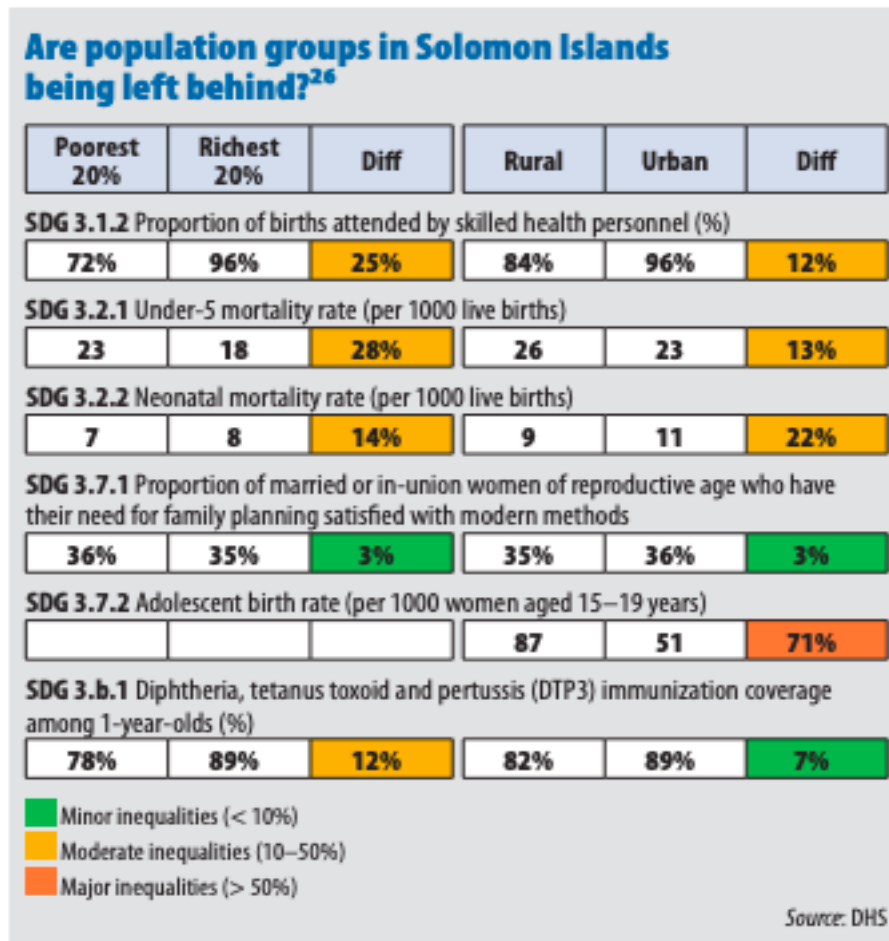


Figure 5: WHO – Monitoring inequalities in health and well-being (SDG 3)

Gender equality

There is deep commitment to achieving gender equality and ensuring women’s full and effective participation in political, economic and public life. Encouraging women and presenting them with equal opportunities for leadership at decision-making level is an important aspect of the government’s efforts. For this purpose, the Ministry of Women, Youth, Children and Family Affairs (“MWYCFA”) and the Ministry of Public Services (“MPS”) have worked together to develop the Public Service Gender Equality and Social Inclusion (“GESI”) Policy. The GESI Policy intends to improve the representation of women in the public service and proposes to develop networks and mentoring systems to champion and support women to attain senior positions.

In 2019, the Members of Parliament, in coordination with government institutions and civil society organisations, agreed on an action plan for outcome 4 of the GESI policy, to ‘Promote women’s leadership and decision-making positions in the public service’. This action plan aims at providing higher qualification training to women, creating temporary special measures for women in senior positions, developing Human Resources planning for succession of women in leadership roles, instating gender balance in decision making panels and boards, and providing flexible working hours

Waka Mere Programme

Between 2017 and 2019, the International Finance Cooperation through the World Bank in collaboration with the Solomon Islands Chamber of Commerce Industry(SICCI) supported the Waka Mere Programme to improve business outcomes through advancing workplace gender equality.

Launched in July 2017 at the Australian and Solomon Islands Business Forum, 15 of the largest companies in Solomon Islands made a commitment to improve gender equality by promoting respectful and supportive workplaces for women and men. Participating businesses chose up to three commitments to target for measurable progress over two years:

- promoting women in leadership
- building respectful and supportive workplaces
- increasing opportunities for women in jobs traditionally held by men

Through the combined efforts of these companies, IFC, and key partners, 6,585 employees (42% women; 58% men) are now benefiting from more equal, supportive, and respectful

for women and men. ^{xxvi}

The country’s first-ever demand-side survey (DSS) confirmed there was a disparity in women’s and men’s access to formal financial services. The DSS revealed that only 20.1% of females have access to formal bank accounts compared to 31.8% of their male counterparts. The Financial Inclusion Programme is providing a fair, transparent and affordable financial services to various women groups



in Solomon Islands who remained financially excluded. These financial services along with provision of sound regulations creates opportunities that will enable the disadvantaged and low-income segments of society particularly women to meaningfully participate in economic and productive activities.

Women's Savings Club

The West 'Are'Are Rokotanikeni Association is a women-led, volunteer-run savings club that gives women a place to come together, learn more about managing finances and store their savings safely. There are branches of these savings clubs all over the country, which means women living in remote areas are not excluded. More and more women have been volunteering at WARA each year, and in 2015 it had 1,065 members. In the 10 years of the savings club, members have taken out over 1,000 loans and saved more than a million Solomon Islands dollars.

In addition to tackle economic gender bias, the high level of violence women are exposed at home is an issue being addressed. The Solomon Islands Family Health and Safety Study (2009) indicated that in Solomon Islands nearly two in three women between the ages 15 to 49 have experienced some form of violence from their intimate partners. This is almost twice the global prevalence. Furthermore, approximately 42% of the survivors have reported having experienced physical and/or sexual partner violence in the last 12 months. One out of three women (37%) reported they were sexually abused before the age of 15 years and 36% of women who were victims of intimate partner violence reported that their partner had also abused their children.^{xxvii}

The National Policy on Gender Equality and Women's Development and the National Policy on Ending Violence against Women has been mainstreamed through the establishment of gender focal points in key line ministries and strengthen the response to gender-based violence by adopting of the Family Protection Act of 2014, that criminalizes domestic violence.

To address gender-based violence, the SAFENET referral pathway was established in 2013. SAFENET is a network of key frontline service providers that provide essential services to survivors/victims of Gender Based Violence. The coordination function for this initiative is housed within the Women's Development Division of MWYCFA. The SAFENET partners include the:

- Royal Solomon Islands Police Force,
- Ministry of Health and Medical Services,
- Ministry of Justice and Legal Affairs,
- Christian Care Centre,
- Family Support Centre,
- Seif Ples.

SAFENET’s capacity to address and provide services for victims/survivors Gender Based Violence has been progressively strengthened by various developments. In 2019, the Government and key stakeholders launched the SAFENET Guidebook on Standard Operating Procedures for the Multisectoral Response, Referral and Coordination of Sexual and gender-based violence.

To address gender-based violence, the Family Protection Act (“FPA”) was passed in 2014, a legislation that specifically addresses domestic violence. The Women’s Development Division of the MWYCFA, in close cooperation with the Ministry of Justice and Legal Affairs, has led the implementation of the FPA.

A National Policy to Eliminate Violence against Women and Girls was developed for the period 2016-2020 in addition to the National Gender Equality and Women’s Development Policy 2016–2020.

The policies’ outcomes included:

1. Violence against women and girls reduced as a result of holistic prevention strategies;
2. Legal frameworks, law enforcement and justice system strengthened;
3. Victims and survivors have better access to medical, legal and protective services;
4. Perpetrators are held accountable and rehabilitated;
5. National commitments are developed and coordination is improved.

Between 2016 and 2017, 458 Police Safety Notices were issued and awareness programs on the legislation were broadcasted nationwide and 948 people attended trainings.

In March 2020, a Domestic Violence Counselling Framework was launched, a first of its kind for the Pacific. The guidelines are part of a national framework outlining systems and processes required for counsellors to be registered in alignment to section 54 of the Family Protection Act. Properly trained counsellors are critical for working with survivors of domestic violence an area where a misjudgement in advice can result in serious consequences.

Local governance

The Solomon Islands Rural Development Program (RDP) is a government project implemented by the MNPDC. It was as one of a number of strategies implemented by the Solomon Islands Government (SIG) to respond to the Agriculture and Rural Development Strategy approved in 2007. The current project follows and builds on the success of the 1st phase and aligns to the MTDS and the NDS 2016-2035 and other relevant policies.

The RDP implements a Community Demand-Driven (CDD) approach. A CDD approach is a participatory approach that promotes strong partnership and collaboration of all the stakeholders at the different levels. It is a strong learning dynamic for all levels.

Solomon Islands Rural Development Program – summary implementation framework	
1. Donor level	Four donors (WB, DFAT, EU and IFAD) are committed to use the WB system to partner with the SIG to fund this project in both phases. This practicalized the donor harmonization demanded by the Paris and Accra declarations. This arrangement simplifies the sometimes, conflicting demands of different donors on projects and allows the project to concentrate on its core service to the beneficiaries.
2. Government level	The project implementation is a partnership of the Ministry of National Planning & Development Coordination (MNPDC), the Ministry of Agriculture and Livestock (MAL) and the respective nine Provincial Governments of Choiseul, Western, Isabel, Central, Guadalcanal, Malaita, Makira, Temotu and RenBel. A project unit exists at all these levels ensuring smooth implementation.
3. Project level	The project has active partnerships with RWASH project of the Ministry of Health and Medical Services (MHMS) and the CRISP project of the Ministry of Environment, Climate Change, Disaster Management & Meteorology (MECCDMM). It also partnered successfully with some constituency project offices, businesses and individuals.
4. Beneficiary level	In Component 1 – Community infrastructure and services, the project implements by activating new community level functional structures like the Subproject Implementation Committee (SIC) and the Operation and Maintenance Committee (OMC) to build and activate community participatory partnership and collaboration and activated the Ward Development Committee (WDC) and the PPBC. These provincial structures have now been fully activated as part of the respective provincial government system and the project now simply utilizes their decision-making function in the CDD process.
	In Component 2 the project implements a triple P (Public Private Partnership – PPP) architectures that partners public (MAL), private (private sector entrepreneur and smallholder farmers) in the relevant agriculture value-chain.

The RDP mainly targets communities, small and medium enterprises and smallholder farmers and allows its beneficiaries to be fully aware of the stages of the project, participate in the prioritization process and implementation. The current project is implementing 330 community infrastructure projects and 35 agriculture partnerships projects. The number of *‘beneficiaries with improved quality of, and/or, access to rural infrastructure or services (including from disaster recovery)’* is 115,480

beneficiaries from 215 completed projects of which about 50% are female beneficiaries. The number of beneficiaries of “male and female members of farming households engaged in productive partnerships with commercial enterprises” is 18,922 of which 8,977 are female. This numbers will continue to increase as the remaining ongoing activities are completed. This is a significant contribution to the alleviation of poverty and the improvement of rural livelihoods.

The key activities leverage the opportunity offered by the relevant beneficiary grants as the classroom to build a new partnership context for the present and future needs. At the social level it enables a new partnership, coherent and able to build and sustain a new social cohesion and synergy at the community level. In the agriculture value-chain, it satisfies a relevant economic production and productivity stimulus for the SME and smallholder level that can, given a relevant gestation period finally accrue to an improved national productivity.

CHALLENGES

Until the environment for an equitable access to infrastructure and basic services is set, inequalities in Solomon Islands will remain. Solomon Islands Government aimed at having its Country Political Institutions Assessment policies for social inclusion/equity cluster average reach at least 3.3 before 2020 (1 being the lowest and 6 the highest). In 2018, it amounted to 2.7.^{xxviii}

Seventy three percent (73%) of the women stated that a woman beaten by her husband is justifiable under circumstances such as infidelity and disobedience.

Women generally participate less in the formal education system than men. In Honiara, as well as Guadalcanal and Malaita Provinces, the proportion of women with no formal education is higher than that of men, and fewer women than men have post-secondary school education. Women in Solomon Islands report a high incidence of gender-based violence compared to global incidence rates; 64% of women aged 15–49 years have experienced some form of physical and/or psychological violence in a relationship. 28% of married women reported that they make decisions independently regarding their own health care, and 20% reported that they have the main decision-making power regarding visiting family and friends.^{xxix}

Gender stereotypes are also reflected in women’s professional activities. In 2015, 44% of civil servants were women but women occupied only five per cent of senior management positions and about 22% of mid-level positions.^{xxx} In 2018, three out of 24 permanent secretary positions in government were held by women. Similarly, out of 34 undersecretaries, three were female in 2018.^{xxxi}

The 2015 Gender Assessment Report stated that women in Solomon Islands hold 25 per cent of private sector jobs. Women are reportedly paid less than men for doing similar or same type of work.^{xxxii} 285 women, and 1 126 men, have the ‘Employer’ status. Women in the private sector in

Solomon Islands are predominantly represented in informal self-employment, in addition to performing unpaid family work.

Despite the clear will to reduce inequalities and discriminations, women in Solomon Islands are still more at risk to experience severe discriminations and inequalities in all areas of life governed by law. These problems have been connected to deep-rooted gender stereotypes. These cultural attitudes create an environment in which domestic and other forms of violence against women are tolerated and where levels of violence are alarmingly high. The legal and policy framework does yet enable an effective protection from gender-based violence, even less so from gender inequality.

The implementation of laws prohibiting discrimination against women remains weak. Deterring violence against women will require changes to laws and to the enforcement of laws so that women are treated with respect and dignity and their right to live free from violence is understood and enforced. Legislation on violence against women must prevent violence against women, ensure investigation, prosecution and punishment of perpetrators, and provide protection and support for complainants/survivors of violence.^{xxxiii}

Moreover, a number of laws enshrine patriarchal principles and contain provisions which discriminate both directly and indirectly against women. In its 2014 Concluding Observations, the CEDAW Committee noted, inter alia, that Solomon Islands retains discriminatory provisions against women in the Penal Code, the Islander Divorce Act, the Affiliation, Separation and Maintenance Act, the Labour Act and the Citizenship Law.

Solomon Islands legal framework provides even less protection from discrimination on the basis of disability. The 1978 Constitution does not prohibit discrimination on the basis of disability and a draft law providing protection from discrimination on grounds of disability has still not been enacted. Solomon Islands signed the Convention on the Rights of Persons with Disabilities (CRPD) in 2008, though it has yet to ratify it.^{xxxiv}

Discriminations are also ethnicity-based. In place of national identity, Solomon Islanders self-identify in ethnic groups based on common area of origin and shared culture and traditions. On one level, as the national census states, Solomon Islands has “a very homogenous population composition” in terms of ethnic origin. The census indicates that the population is composed almost entirely of members of three ethnic groups: the overwhelming majority, approximately 95.3%, is Melanesian with some small minority populations including Polynesians (3.1%) and Micronesians (1.2%). However, the census data masks a complex system of cultural and social group identifications that constitute ethnic identities. In place of national identity, people in Solomon Islands self-identify in ethnic groups based on common area of origin and shared culture and traditions.^{xxxv}

**National Development Strategy Objective 3:
All Solomon Islanders have access to quality health and education**



ACHIEVEMENTS

Most health indicators show significant improvements since the adoption of the Millennium Development Goals in 2000.

In 2000, Solomon Islands was well above the thresholds set by SDG 3 on neonatal and under-5 mortalities. In 2000, 12.7 newborns per thousand live births, respectively 30.3 children under the age of 5 per thousand live births, died in Solomon

Islands. While the SDGs set a 2030 neonatal mortality target to 12 per thousand newborns, and under-5 mortality to 25 per thousand, in 2017 in Solomon Islands, the neonatal mortality and under-5 mortality reached respectively 8.5 and 20.6 per thousand live births. Present indications show the country is already below the SDGs thresholds on child mortality.

Progress has accelerated on maternal mortality as well. The SDGs set a global target of 70 maternal deaths per 100,000 live births by 2030. From 214 deaths per 100,000 live births in 2000, Solomon Islands have brought the maternal mortality rate down to 114 per 100,000 in 2015.

Considerable progress in reducing the instance of infectious diseases has been achieved. While HIV rates are very low, very high STI rates in Solomon Islands reveal that the underlying behavioural risks are high, with a real potential for a future increase in HIV cases. A study conducted in 2014 revealed very high rates of syphilis: the overall rate is 13.5 percent, with particularly high rates of 30.6 percent in Western Province; and higher rates among the 15-24-year-old group than in the 25+ group (15.8% vs. 11.8%).^{xxxvi}

Annual cases presenting with tuberculosis peaked in 2005 at a level of 106 per 100,000 Solomon Islanders and decreased to 76 per 100,000 inhabitants in 2017, close to the minimum recorded of 74 in 2002.^{xxxvii}

Building on these encouraging trends, the National Health Strategic Plan 2016-2020 was adopted.^{xxxviii} The NHSP 2016-2020 sets four key results areas that spell out health priorities to further achievements. This requires improving service coverage, building strong partnerships, Improving the quality and support of health services, and laying the foundations for the future.

Solomon Islands Health System At A Glance

Total health expenditure as % of GDP 2014: **5.1%**

Total health expenditure per capita (current US\$) 2014: **102.24**

General government health expenditure as % of total health expenditure 2014: **91.9%**

Life expectancy at birth (in years) 2015: **69.2**





Photo: Ministry of Health and Medical Services, Doctors and nurses from the Eye Care Department, 2016

> 70% Proximity from the target 40–70% Proximity from the target < 40% Proximity from the target

How far is Solomon Islands from the SDG targets?

SDG	Indicator value	Indicator rescaled score to 0–100% Target: 100%
Reproductive, maternal, newborn and child health		
Maternal mortality ratio (per 100 000 live births) ¹² 2015		
3.1.1	114.0	70% ^d
Proportion of births attended by skilled health personnel (%) ¹³ 2007		
3.1.2	86.0%	77% ^c
Under-5 mortality rate (per 1000 live births) ¹⁴ 2016		
3.2.1	25.8	98% ^d
Neonatal mortality rate (per 1000 live births) ¹⁴ 2016		
3.2.2	10.4	100% ^d
Infants receiving three doses of hepatitis B vaccine (%) (proxy) ¹⁴ 2016		
3.3.4	99.0%	98% ^c
Proportion of married or in-union women of reproductive age who have their need for family planning satisfied with modern methods ¹⁵ 2007		
3.7.1	60.0%	38% ^c
Adolescent birth rate (per 1000 women aged 15–19 years) ¹⁶ 2008		
3.7.2	62.0	42% ^c
Diphtheria, tetanus toxoid and pertussis (DTP3) immunization coverage among 1-year-olds (%) ¹⁴ 2016		
3.b.1	99.0%	97% ^c

Figure 6: WHO – SDG 3 Performance Scorecard (2018)

The NHSP 2016-2020 identifies priority programmes and vulnerable groups to accelerate progress towards universal health coverage. Women, and people living with disabilities, should be provided equal healthcare opportunities.

The World Health Organization (“WHO”) has identified that better management of water resources reduces transmission of malaria and other vector-borne diseases. Further, and as repeatedly emphasized during the COVID-19 pandemic, hygiene interventions including hygiene education and promotion of hand washing is critical for preventing certain diseases.



Figure 7: UN Water – SDG 6 data for Solomon Islands

Considering the prevalence of youth in its population, Solomon Islands has grasped the importance of education to achieve the SDGs. Work has been done on strengthening the country’s education system by issuing policies that address the many challenges faced in the education sector. Between 2007 and 2015, in the context of the Education Strategic Framework 2007–2015, no less than 18 national policies were issued and developed to enhance the education framework.

The lower secondary completion rate has significantly increased from 45.7 per cent in 2002, it reached 70.6 per cent in 2017.^{xxxix} In parallel, the percentage of Grade 6 children achieving the expected level of literacy has increased from 29% in 2005 to 40% in 2010 and for numeracy the increase has been from 41% to 46% in 2010.^{xl} In 2018 the proficiency level for literacy for year 4 children was at 54% and for grade 6 children it was at 97%. Similarly, for that same year, the proficiency level for numeracy was at 96% for grade 4 children and 70% for grade 6 children.^{xli}

Efforts in providing quality education are evidenced by the average number of pupils per teacher. In 2018, the number of pupils per teacher is averaging 25 in pre-primary, primary and secondary.^{xlii} In pre-primary, in 2010, a teacher was responsible, on average, for almost 40 pupils.^{xliii}

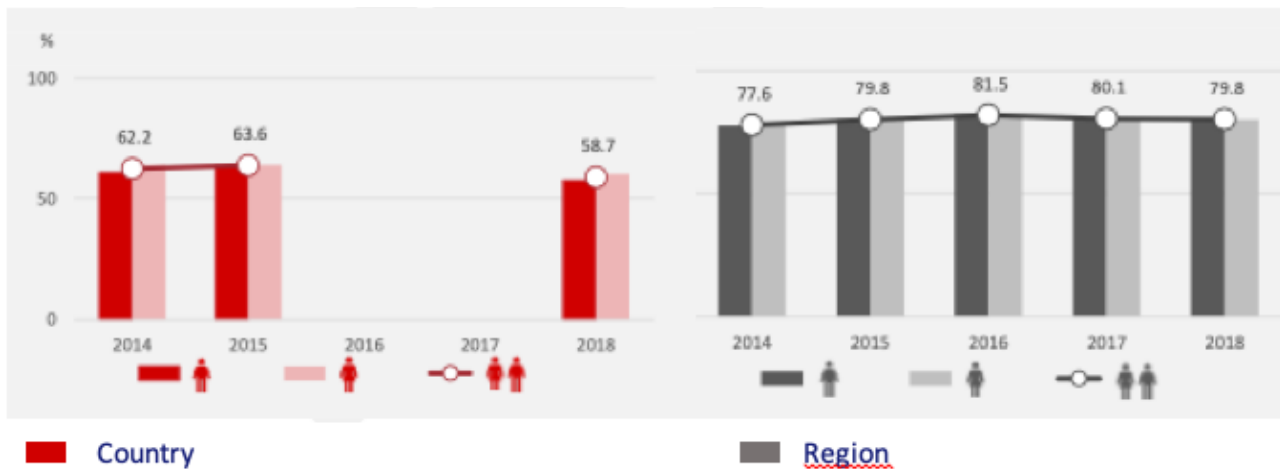


Figure 8: UNESCO - Indicator 4.2.2 - Participation rate in organized learning (one year before the official primary entry age), by sex




Figure 9: UNESCO - Indicator 4.c.1 in Solomon Islands – Qualified teachers

Interlinkages between SDG 4 and other SDGs

- SDG 1
- SDG 3.7
- SDG 5: linked to SDG 4.1, 4.2, 4.3 and 4.6
- SDG 10: linked to SDG 4.7
- SDG 12.8: linked to SDG 4.7
- SDG 13.3

The preparation and finalization in 2016 of the Education Strategic Framework 2016-2030 (2016-2030 Education Strategy”) has laid the ground for organizing for proactive response. The 2016-2030 Education Strategy includes global targets captured in the SDGs “for an education system that meets the needs of Solomon Islanders.”^{xliv}

The 2016-2030 Education Strategy recognises that “education has a key role in the overall achievement of all the SDGs”^{xlv} and connects education with other SDGs and SDGs targets.^{xlvi}

SDG targets	Solomon Islands response
4.1 Free, equitable and quality primary and secondary education leading to relevant and effective learning outcomes	<ul style="list-style-type: none"> • Fee free access and full completion for primary and junior secondary • Extend fee free access to senior secondary • Focus on improving learning outcomes
4.2 All girls and boys have access to quality early childhood development, care and pre-primary education	<ul style="list-style-type: none"> • Full enrolment for all 5 year olds • Extend access to 3-5 year olds • Focus on improving quality
4.3 Equal access to affordable and quality technical, vocational and tertiary education, including university	<ul style="list-style-type: none"> • Focus on quality and relevance of the tertiary skills sector (covering TVET and higher education) • Reduce gender disparity in the tertiary skills sector • Increased access for underrepresented target groups
4.4 increase the number of youth and adults who have relevant skills, including technical and vocational skills, for employment, decent jobs and entrepreneurship	<ul style="list-style-type: none"> • Ensure that secondary education include both work-related skills and transferable skills, including entrepreneurial and ICT skills • Introduce lifelong learning approaches for education and training
4.5 Eliminate gender disparities in education and ensure equal access to all levels of for the vulnerable, including persons with disabilities, indigenous peoples and children in vulnerable situations	<ul style="list-style-type: none"> • Extend achievements in gender parity for ECCE and PE and improve gender balance in SS • Explore ways to measure incidence and find affordable solutions to address economic, language physical, and other forms of exclusion
4.6 Ensure that all youth and at least X per cent of adults, both men and women, achieve literacy and numeracy	<ul style="list-style-type: none"> • Focus on the formal education system • Strengthen multi stakeholder approaches to extend adult literacy
4.7 ensure that all learners acquire the knowledge and skills needed to promote sustainable development	<ul style="list-style-type: none"> • Additions to existing curricula in primary and secondary education • Coordinated actions with other ministries

Figure 10: Ministry of Education and Human Resource Development - 2016-2030 Education Strategy - Solomon Islands response to the SDGs - 2030 education targets

CHALLENGES

Despite achievements and efforts to set the framework for better living conditions for Solomon Islanders, SINSO analysis suggests that almost 23% of the population face difficulties in meeting basic food and essential non-food needs and that there are “many more households and individuals who have expenditure only just above the basic needs poverty line and who are therefore vulnerable to rising prices and/or declining incomes/expenditure.”

Solomon Islanders suffer from both under- and over nutrition, placing a large burden on the health system.

There is a highest prevalence of overweight adults and obesity in the capital, Honiara, with 57.8% of women and 45.5% of men overweight or obese. However, overweight is not just an urban phenomenon; the prevalence was also high in Malaita, Western, and Guadalcanal Provinces, with rates of 30.3%, 28.7% and 21.9% for women, and 19.9%, 28.4% and 24.6% for men, respectively.^{xlvii}

Food security; crop yield (in ton per hectare) has consistently decreased between 2008 and 2016. In 2008, one hectare in Solomon Islands produced, in average, 2.55 tons of cereal. In 2016, the same surface produced 1.66 ton.^{xlviii}

The low prevalence of wasting (low weight to height) indicates that most children under five years of age receive their energy requirements through the daily diet; however, the high prevalence of stunting shows that they are affected by “hidden hunger” - deficiencies of essential vitamins and minerals, leading to reduced growth, impaired development and decreased ability to fight infection.^{xlix} Hidden hunger is due to the long-term consumption of diets that are inadequate in vitamins and minerals and/or frequent exposure to infections.

The combination of both stunted children and overweight adults creates a double burden of diseases, as stunting is associated with infectious diseases, whereas overweight increases the risk of non-communicable diseases. This is a challenge for a health system that has limited resources, and more importantly, has consequences for individual and national development.

Solomon Islands has among the highest rates: of malaria incidence; of mortality attributed to exposure to unsafe water, sanitation and hygiene (WASH) services; and of mortality attributed to unintentional poisoning, compared to other countries in the region.¹

It is difficult for healthcare services to address multisource, multiform diseases everywhere in the country due to a small population spread over a large area. The healthcare system in Solomon Islands is centralized and most of skilled health staff works in the main health centers. In 2016, out of the 86

doctors practicing in Solomon Islands, 73 practiced in the National Referral Hospital in Honiara and 13 in provincial hospitals.

**National Development Strategy Objective 4:
Resilient and Environmentally sustainable development with effective
disaster risk management, response and recovery**



ACHIEVEMENTS

The Solomon Islands’ economy is heavily reliant on its biological diversity (biodiversity) and the Government recognizes its importance as not only vital for the economy but also for people’s livelihood and wellbeing. In addition to direct benefits such as provision of food, fresh water and revenue generation gained from the use of biodiversity, it provides regulating services which act as buffers and resilience mechanisms to withstand natural disasters and the negative impacts of climate Change^{li}.

According to the National Biodiversity Strategic Action Plan 2016-2020^{lii}, the country’s biodiversity is under increasing pressure from multiple sources of threats, from habitat loss, overexploitation and climate change. The government has set up a dedicated Ministry of Environment, Climate Change, Disaster Management & Meteorology in 2008 to coordinate all environment and climate change and disaster risk issues throughout the country.

According to the state of Environment report 2019, the logging industry has a hindering effect on the country’s sustainable future. The logging industry has had an adverse effect on water, soil, biodiversity and cultural values of land^{liii}. With more than 90% of land covered with forests of various types and customary owned, forests play a vital role in the livelihoods and survival of Solomon Islanders.

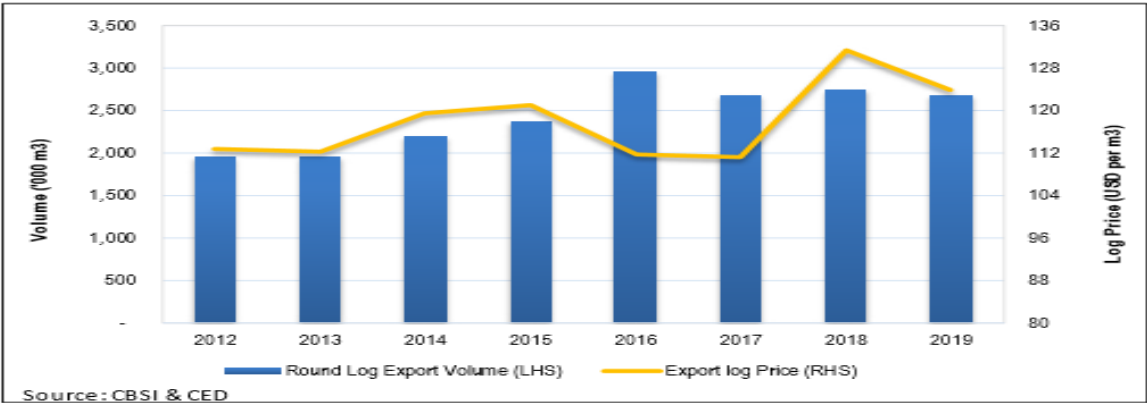


Figure 11: Round Log Export volume and Price

In the past three decades, the economy has been mainly buoyed by forest products, through harvesting and export of round logs and sawn timber, contributing an average of 15-20% total government revenues, equivalent to 60-70% of foreign earnings.

The Sustainable Logging Committee was tasked to provide policy directions to ensure a long-term solution to the current unsustainable logging sector practices. It was also expected that as the core

Ministries are represented on the Committee, the Committee would provide a mechanism to coordinate work on the current issues facing the logging sector related to the banking sectors facilitation of logging receipts. The committee has archived one of their outputs, which is the Development of the Forestry Sustainable Policy.



To address the need to promote sustainable use of forestry resources, the Ministry of Forestry and Research launched the National Forest Policy in 2019 (“2019 NFP”).

To strengthen monitoring and enforcement of the Forestry Act, and implement the NBSAP target of 10% terrestrial protected area by 2020, the 2019 NFP proposes 6 strategic areas: Forest Conservation, Forest Management, Economy and Markets, Community Governance, Monitoring

and Law Enforcement and Transparency Strategy. The 2019 NFP aims at sustaining Solomon Islands forestry economy, contributing to infrastructure development, protecting the environment and ecosystems, and improving the livelihoods of all Solomon Islanders.

In line with UNFCCC COP agreements, Solomon Islands is currently developing its national REDD+ Programme and associated elements. For this purpose, a national REDD+ Roadmap and Guidelines (REDD+ Stakeholder Engagement Guidelines, REDD+ Safeguards Guidelines, REDD+ MRV/REL Guidelines, REDD+ Guidelines for Project Development) was formulated and endorsed by the cabinet in November 2015 to guide the process for participation in the REDD+ mechanisms and enable Solomon Islands to access result-based payments through reducing forest emission in the future.

Forest resources and ocean resources are critical to the economy of Solomon Islands. Total fisheries production was 66 400 tons in 2016 with tuna and tuna-like fish accounting for over 85 percent of total catch.^{liv} According to Solomon Islands customs data, exports of fish products in 2014 was worth SBD 168.6 million (USD 54.7 million), which represented about 12 percent of all the country’s exports. But, because more than 80 percent of the population is living in remote rural areas, subsistence fishing activities are also of great importance for nutrition.

Aware that marine ecosystems must be protected for Solomon Islanders to be provided with food and potential employment, Solomon Islands Government participated in the consultation process of the preparation of the “Cleaner Pacific 2025”, the Pacific Regional Waste and Pollution Management Strategy for the 2016-2025 period.^{lv}

In 2015, the Government of Solomon Islands held an inaugural, national ocean summit to discuss existing and future management of Solomon Islands’ ocean. It was recognized that there was both a need to have an integrated, cross-ministerial approach to ocean management and that no overarching legislative or policy framework existed to facilitate such an approach. At the recommendation of this Ocean Summit, in April 2016, Solomon Islands cabinet established the “Ocean 12” group. Ocean 12 is the national steering committee for Solomon Islands’ integrated ocean governance efforts. Ocean 12 is a Permanent-Secretary-level steering committee co-chaired by the Ministries of Fisheries and Marine Resources, of Environment, Climate Change, Disaster Management & Meteorology, of Foreign Affairs and External Trade and the Office of the Prime Minister and Cabinet.

Ocean 12 agreed to prioritize the development of an overarching policy on a national ocean policy: Solomon Islands National Ocean Policy, adopted in November 2018 (the “2018 SINOP”). The 2018 SINOP was the result of various consultations with ministries, provincial secretaries and fishery officers, industry and private sector stakeholders, CSOs, communities and development partners.^{lvi}

Aligned with discussions and consultations that led to the adoption of the 2018 SINOP, Solomon Islands prepared and adopted its first National Fisheries Policy: the 2019-2029 National Fisheries Policy.^{lvii} Building upon the 2016-2020 NDS and the 2015 Forest Management Act, the 2019-2029 National Fisheries Policy was issued to provide an “umbrella” policy for the fisheries sector and translates into medium-term objectives the NDS 2016-2025 and the 2018 SINOP. It is complemented by:

- Ministry of Fisheries and Marine Resources Strategy
- Ministry of Fisheries and Marine Resources Business Plan Operational plans:
- Tuna Management and Development Plan
- National Plan of Action on Sharks
- National Aquaculture Development Plan
- Beche-de-mer Management Plan
- Baitfish Management Plan
- Coral Management Plan
- Clam Management Plan
- Trochus Management Plan (in preparation)
- Special area management plans

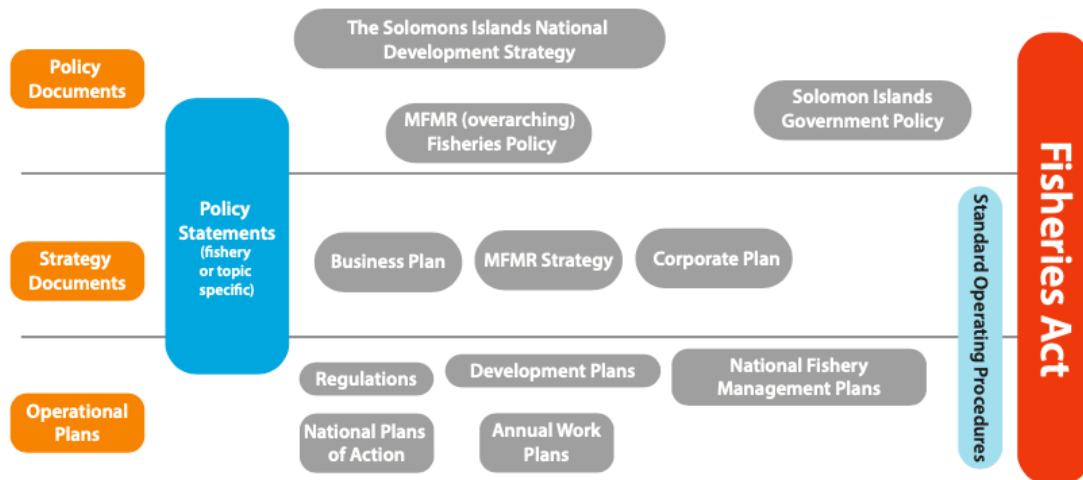


Figure 12: 2019-2029 NFP policy integration

The increase in Solomon Islands score in the Ocean Health Index Goal - Clean Waters is evidence that the country is accelerating to protect the environment, and that of future generations. In 2018, Solomon Islands scored 72.47 out of 100, up from 60 in 2012.^{lviii}

The ocean and climate are inextricably linked. The ocean plays a fundamental role in mitigating climate change by serving as a major heat and carbon sink. The ocean also bears the brunt of climate change, as evidenced by changes in temperature, currents and sea level rise, all of which affect the health of marine species, nearshore and deep ocean ecosystems.^{lix}

The continuing increase in intensity and frequency of hazards such as extreme rainfall and temperature combined with social factors such as increasing population, thin economic base and high levels of political instability, provide the basis for the projection of increasing climate and disaster risks in the Solomon islands in the years ahead^{lx}, in combination with social factors such as an increasing population, thin economic base and high levels of political uncertainty.

Solomons Islands became a signatory to the UN Framework Convention on climate change in 1992 and also ratified the Kyoto protocol in 2003 as part of the country's support of the global action to address the adverse impacts of climate change.

In 2008, the Solomon Islands Government set up a dedicated Ministry of Environment, Climate Change, Disaster Management & Meteorology to coordinate all climate change and disaster risk issues throughout the country.

The Solomon Islands Intended Nationally Determined Contribution (INDC) was submitted to the secretariat of the United Nations Framework Convention on Climate Change (UNFCCC) in 2015. The INDC was converted to Nationally Determined Contribution (NDC) after Solomon Islands ratified the Paris Agreement in 2016. This first NDC outline commitments of emissions reductions of 12% below 2015 levels by 2025, and 30% below by 2030 in comparison to business-as-usual (BaU) projections.

International Assistance could enable Solomon Islands to make further emissions reductions of 27% by 2025 and 45% by 2030. Based on the NDC the Solomon Islands has domestic mitigation and adaptation targets to achieve as part of its contribution towards the Paris Agreement global goal of reaching below 1.5 degrees Celsius and simultaneously ensuring sustainable development

The Solomon Islands government to support its obligations and national priorities to address the adverse effects of climate change and disaster risks have formulated national action plans and strategies for the implementation of climate change mitigation and actions for adaptation:

- Development of the National Adaptation Plan of Action in 2008 that highlighted urgent to immediate adaptation priorities for the country; The government is currently working on the
- Developed a National Climate Change Policy in 2012 that provide further guidance to address climate change and new climate change bill is currently under development. The climate change policy is now under review in 2020.
- Development of the National Disaster Management Plan 2018.
- The government has started the National Adaptation Plan Process for medium to long term priorities for adapting to climate change

To strengthen resilient development, Solomon Islands government have taken a whole-of-country approach to advance national development priorities. To support this approach, the government has rolled out the Solomon Islands Integrated Vulnerability and Adaptation Assessment (SIIVA). The assessment tool ‘aims to improve multi-sector coordination, align support, and optimise the selection of climate change interventions and assess their likely and actual impact’. It is seen as the key instrument to identify the risks posed by climate change and disaster^{lxi}. SIIVA is guided by the Pacific Islands Integrated Vulnerability Assessment Framework that supports the operationalization of the Framework for Resilient Development in the Pacific (FRDP,) which “advocates for the adoption of integrated approaches whenever possible, for coping with and managing climate change and disaster risks, in order to make more efficient use of resources” (SPC et al. 2016b)^{lxii}. The FRDP is the Pacific Region’s response to the Sendai Framework for Disaster Risk Reduction 2015-2030 and other global platforms for sustainable development and climate change. The Sendai Framework contains an extensive hierarchy of expectations and targets addressing a wide range of geo-political situations. The FRDP addresses these within the context of the particular vulnerabilities and resilience issues of the Pacific nations^{lxiii}

The government has supported climate change mitigation initiatives through a renewable energy roadmap for the Honiara Central Business District and has made commitment to achieve 100% renewable energy by 2030 and achieving 100% accessibility by 2050^{lxiv}. The government currently has a draft Renewable Energy Investment Plan and has embarked on a number of actions which resulted in increased use of renewable energy technologies, improved energy security and reductions in greenhouse gas emissions. These technologies are use of solar photovoltaic farming and hydropower

generation. SIG has now planned to roll out more of these renewable energy technologies over the next few years. Thus, its mitigation contribution could be even bigger if there had been substantial financial resources, technology and capacity building support from multilateral and bilateral partners^{lxv}.

In its first NDC, Solomon Islands has committed to reduce emissions by 12% below 2015 level by 2025 and 30% below 2015 level by 2030 compared to a business-as-usual projection (BaU). However, with international assistance Solomon Islands can further reduce its emissions by 27% by 2025; and 45% by 2030. This would make the overall reduction by Solomon Islands by more than 50% by 2050.^{lxvi} The new GHG inventory for Solomon Islands will be compiled during the preparation of the Third National Communication to the UNFCCC and the Biennial Update Report before 2025.

Resilience to disasters has been and will continue to be a recurring issue in Solomon Islands, as in other Pacific SIDS. Solomon Islands is committed to “significantly reduce the number of deaths and the number of people affected and substantially decrease the direct economic losses relative to global gross domestic product caused by disasters, including water-related disasters, with a focus on protecting the poor and people in vulnerable situations” by 2030.

The Solomon Islands Government, through issuing the National Disaster Management Plan – 2018, is committed to strengthening institutional structures for the management of disaster in line with the regional Framework for Resilient Development in the Pacific (FRDP) 2017 – 2030. The FRDP is the Pacific Region’s response to the Sendai Framework for Disaster Risk Reduction 2015-2030 and other global platforms for sustainable development and climate change. The Sendai Framework contains an extensive hierarchy of expectations and targets addressing a wide range of geo-political situations. The FRDP addresses these within the context of the particular vulnerabilities and resilience issues of the Pacific nations^{lxvii}

Annual economic losses due to disasters in the Pacific are more than double previous estimates, at \$1.075 billion or ~4.11% of subregional GDP.

Some Pacific SIDS are at risk of losing more than 10 per cent of their GDP annually.

Country	AAL, millions of USD	AAL, per cent of GDP
Vanuatu	167	20.7
Tonga	76.8	18.2
Palau	26.0	12.0
Micronesia (F.S.)	29.2	9.65
Fiji	344	8.82
Solomon Islands*	79	8.69
Samoa	41.5	5.40
Marshall Islands	7.45	4.06
Tuvalu	1.68	3.98
Kiribati	7.46	3.77
Papua New Guinea*	295	1.61
Total	1075	4.11

Source: ESCAP calculations based on probabilistic risk assessment

Figure 13: UNESCAP – Average annual loss (amount and per cent of GDP)

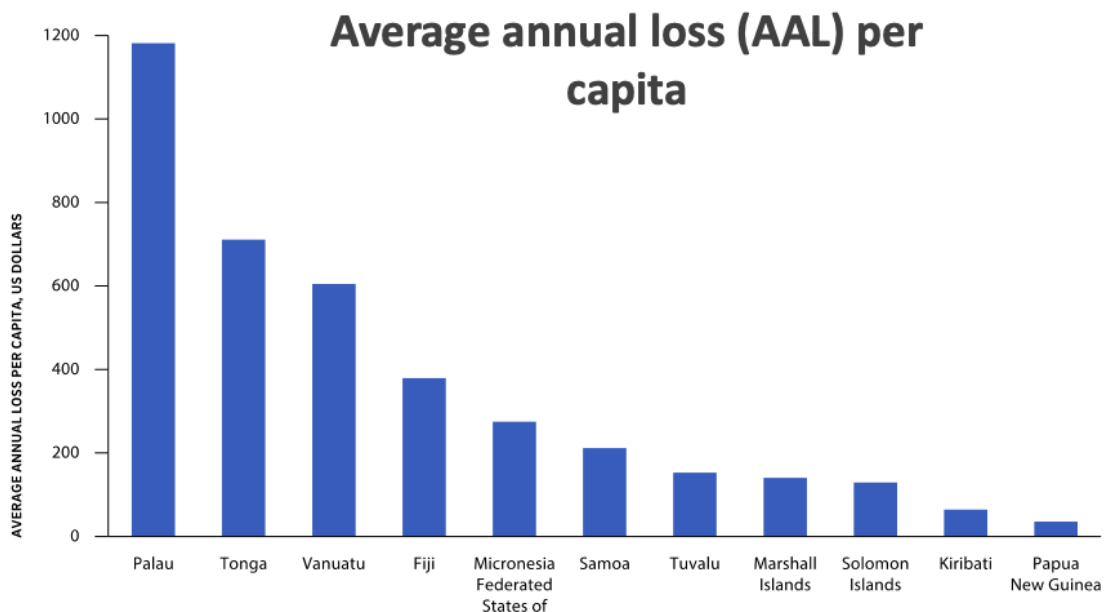


Figure 14: UNESCAP – probabilistic risk assessment of average annual loss per capita

Looking at the average annual loss to national disaster estimates, analysis and repeated warnings, improved preparedness to disasters is pragmatic and cost effective approach. On 1 March 2018, the city of Honiara launched a major review of its disaster resilience planning. The forum used UNDRR’s Disaster Resilience Scorecard to rate the status of risk reduction in 10 essential areas.^{lxviii} Honiara is one of 20 cities taking part in a UN Office for Disaster Risk Reduction (“UNDRR”) programme to support municipalities to develop and implement disaster risk reduction action plans. The work in Solomon Islands is being supported by ICLEI, the Local Governments for Sustainability network.

Building capacity for resilient infrastructures

- In March 2019, a Post Disaster Needs Assessment and Disaster Recovery Framework (DRF) was organized in Honiara. The Post Disaster Needs Assessment is an internationally accredited methodology developed by the World Bank, the European Union and United National Development Group. “The one-week training brought together over 30 participants from key ministries including eight women, trained to calculate economic and social costs of disasters, inform recovery strategies and assist in prioritizing reconstruction and recovery of the physical and social structures of disaster affected communities.”
- In 2018, the National Transport Fund supported the development of technical capacity in the civil construction sector in Solomon Islands under the Sustainable Workforce Development project. Through the Ministry of Infrastructure Development, an accredited Australian training organization was contracted to deliver civil works trainings. A graduation ceremony was held for those who successfully completed courses in the Certificate III Plant Operations and Maintenance course and Certificate IV in Civil Construction Operations.

CHALLENGES

Despite policy efforts, Solomon Islands faces recurring challenges:

- Geography: The country is located in a hotspot prone to disaster and the negative impact of climate change. With the increase in natural disasters and the negative impact of climate change it has added more strain to the government’s limited current budget.
- Loss of a significant part of the national forest estate, its biodiversity and the medium-term sacrifice of forest conservation opportunities.
- Negative social impacts on forest-dependent communities through loss of forest cover and traditional products and uses.
- Loss of rural employment (estimated to employ 1 in 6 people in ‘formal employment’).
- Loss of foreign earnings (currently round log export contributes about 60-70% of the annual foreign earning). Government revenue can also be lost through poor monitoring of log ships to verify shipment volumes.
- Loss of government revenue (via export and import duties, income tax on companies and individuals).
- Reduction of revenue opportunities for rural landowners.
- Institutional gaps in the capacity to research ideas and new ways to mitigate climate change and disaster risks: There is a need for an established Government research institution to build capacity to



cope with the increasing challenges brought by new technologies and to enable the country to be more innovative and creative in addressing disaster risks and the impact of climate change.

- Despite numerous, donor programmes/projects being carried out in the agriculture, water, community infrastructure sector, environment and in disaster early warning and preparedness, ensuring sustainability of the impacts of such projects and programs have been weak.

Solomon Islands performance in the Environmental Performance Index (EPI). The EPI ranks 180 countries on 24 performance indicators across ten issue categories covering environmental health and ecosystem vitality. These metrics provide a gauge at a national scale of how close countries are to established environmental policy goals.^{lxix} In 2018, Solomon Islands Environmental Performance Index was set at 43.22 (out of 100), ranking 151th out of 180 countries. In 2020, Solomon Islands scored 26.7 (out of 100) and were ranked at the 172th position out of 180 countries.

Country Scorecard

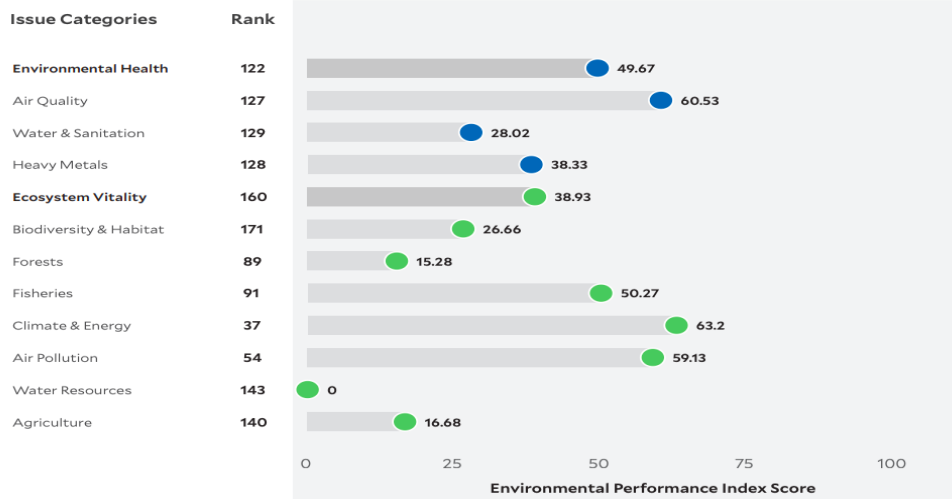


Figure 15: Yale University, Center for Environmental Law and Policy – 2018 Environmental Performance Index Score

Country Scorecard

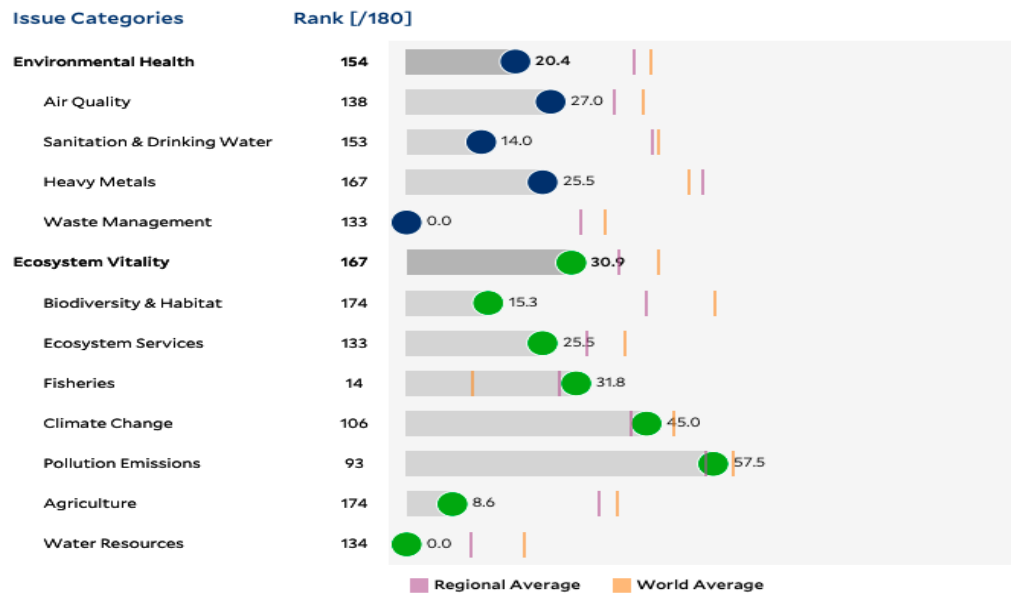


Figure 16: Yale University, Center for Environmental Law and Policy – 2020 Environmental Performance Index Score

Overall, the best-known consequences of climate change all impact Solomon Islands.

- **Temperature increase threatens agriculture.** This increase threatens agricultural production, including the main exports of copra and palm oil. In addition, the increase in temperatures threatens subsistence agriculture production for the local people, endangering food security.
- **Sea-level rise threatens agriculture and settled areas.** The sea level has risen an average of 8 mm per year. The rise threatens local communities as the majority of Solomon Islanders live near the coastline at sea level. Coastal flooding has increased, with the Western province, the Roviana region, especially at risk due to its population density.
- **Warming seas threaten fishing.** The prevalence of fisheries in trade changed practices: the proportion of fish stocks overexploitation skyrocketed between 2003 and 2014. In 2014, almost 30 per cent fish stocks were overexploited or collapsed by exclusive economic zone. In 2003, only 1 per cent of fish stocks was considered overexploited or collapsed.
- **Timber overexploitation.** Logging began in the 1930s and has continued at an increasing pace. In 2005, the export of round log reached 1 million cubic metres, four times the sustainable allowable cut limit estimated by the government and outside observers. The depletion of local forests may alter local watersheds and increase the risk of flooding for local communities. The lack of windbreak

provided by forests also exposes cleared land and villages to stronger winds, endangering agriculture and putting settled areas at greater risk in storms.

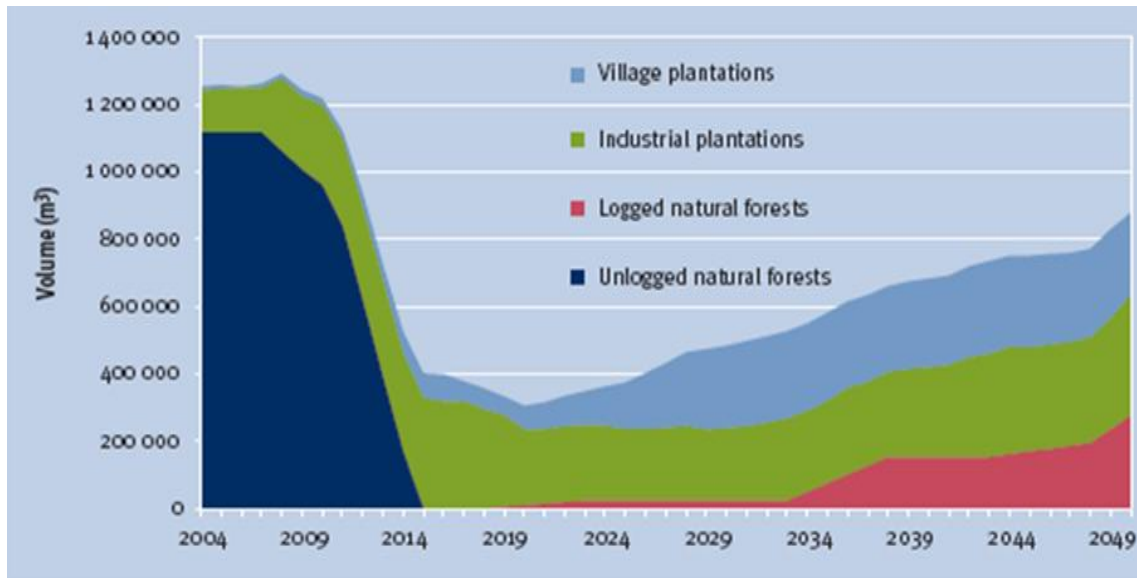


Figure 17: MNPDC - Volume of forests and plantations in Solomon Islands

National Development Strategy Objective 5: Unified Nation with stable and effective governance and public order



ACHIEVEMENTS

Solomon Islands government recognizes the essential role to improved governance, national unity, public order and safety is essential to a stable environment within which the economy can grow and people's livelihoods and wellbeing improved.

Recognizing that corruption affects the effectiveness and efficiency of the public service and costs the nation millions of dollars, a strong partnership has been developed with the United Nations Development Programme ("UNDP") to tackle the corruption challenge holistically, focusing on integrity institutions, public service, private sector and the civil society.^{lxx} With support from development partners, international obligations were transposed into the 2018 Anti-Corruption Act. The 2018 Anti-Corruption Act was passed by the National Parliament on 25 July 2020 and provides for the establishment and operationalization of an independent anti-corruption commission. On 31 July 2020, the National Parliament passed the whistleblowers protection act, prohibiting civil or criminal liability, disciplinary or administrative sanctions taken towards a person who would disclose information that is of public interest.



International Anti-Corruption Day 2018 in Honiara, Solomon Islands. (Photo: UNDP/Tomoko Kashiwazaki)

Solomon Islands went through internal tensions from 1999 to 2003, which brought down the country's economy and created a state of lawlessness. Since 2016, Solomon Islands Government and stakeholders in the area of rule of law and governance have accelerated their efforts to build up trust and confidence in Solomon Islands justice systems, judicial actors and institutions. In 2018, Solomon Islands Government and UNDP conducted a 6-month study on context, barriers and challenges to the

resolution of disputes and justice problems in Solomon Islands. Findings of the study were compiled in the 2019 Solomon Islands Access to Justice Study Final Report.^{lxxi}

Perception of the national government justice system was found to be more positive than not, with 65% indicating satisfaction versus 32% indicating dissatisfaction. Figures were consistent across population subgroups, except people with a disability, who reported much higher rates of dissatisfaction. Further, recent improvements in the Magistrates’ Court provincial circuit activity have closed many older cases and improved clearance rates significantly, even as backlogs in Honiara continue to grow.^{lxxii}

Overall	The majority of Solomon Islanders reported being satisfied with the overall performance of the governments in providing justice services in Solomon Islands: <ul style="list-style-type: none"> • 64.7% were satisfied (20.7% very satisfied; 44.0% somewhat satisfied) • 32.2% were unsatisfied (19.9% somewhat unsatisfied, 12.3% very unsatisfied)
Gender	Overall satisfaction was similar between women (63.0%) and men (66.5%), with some differences in the strength of satisfaction differed: <ul style="list-style-type: none"> • Women were very satisfied (24.6%) more often than men (16.6%) • Men were somewhat satisfied (49.9%) more often than women (38.4%)
Age	Younger Solomon islanders were more likely to report higher levels of satisfaction with the government’s provision of justice surveys than the older generations: <ul style="list-style-type: none"> • 18-25 year olds (27.8%) reported being very satisfied more compared to those 26-40 (19.5%) and over 41 (16.0%) • Those 41 years and older (15.0%) reported being very unsatisfied more than those 26-40 (11.7%) and 18-25 (9.7%).
Disability	Solomon Islanders with a disability were much more likely to report lower levels of satisfaction (51.1%) with the provision of justice services in the Solomon Islands than those without a disability (65.8%): <ul style="list-style-type: none"> • Those with a disability were somewhat satisfied (29.2%) less than those without a disability (45.2%) • Those with a disability were very unsatisfied (20.7%) more often than those without a disability (11.6%).

Figure 18: Public satisfaction of justice services provision in Solomon Islands

In line with efforts to promote accountability and transparency, Solomon Islands Government strengthened public financial management (“PFM”) measures and budget transparency by implementing the PFM roadmap and by finalizing the draft Procurement Rules and Regulations.

Aware that fighting corruption is one aspect of strengthening the rule of law. Solomon Islands must, in parallel, develop effective, accountable and transparent institutions at all levels, institutions that can hold to account per the commitments people and individuals make. Hence efforts towards strengthening local governance and institutions.

The Provincial Governance Strengthening programme (PGSP) is a success story of collective actions that has improved governance at provincial level. The PGSP have strengthened the institutional capacities of provincial governments in the areas of Public Expenditure Management and Financial Management and budgetary process, leadership training and delivering small socioeconomic infrastructures and technical assistance to provinces. The Provincial Capacity Development Fund

(PCDF) is a facility which funded the PGSP is managed through a performance based grants and requires provinces to meet minimum conditions related to financial management and administrative capacities to qualify for the Annual PCDF allocation. This approach has incentivized Government agencies to uphold transparency and accountability principles in public financial management.

PGSP 2017/2018 achievements

The Provincial Government of Isabel has achieved a clean audit report 2017/18. This is an achievement of monumental proportion resulting from the consistent efforts of Isabel Provinces and support of PGSP. It is the first time a government agency clinches such an excellent audit report since independence in 1978. This shows how PGSP have able to improve governance at provincial level. In 2017 to 2018 financial year, 12 social infrastructure projects in Health and Education sector were completed benefiting some 88,727 peoples in 12 wards in Guadalcanal provinces.

To monitor the role, and efficiency of national and local governance institutions, and the realization of SDG 16, the National Parliament has played an increasingly important role. Honourable Nasiru, Speaker of the National Parliament, reminded in April 2017 that “members can be effective catalyst in the implementation of the SDGs.”^{lxxiii}

The National Parliament of Solomon Islands prioritised a Pacific-based peacebuilding approach in its support for SDG 16:

1. Conduct inclusive assessments of local contexts and conflict risks to enable shared planning for peace and development.
2. Support the development of locally derived indicators of progress to establish local ownership and ensure that actions realistically respond to local understandings of peace and security.
3. Build on Regional Assistance Mission to Solomon Islands (RAMSI)’s success in Solomon Islands by promoting grassroots peacebuilding activities (including empowerment of women and youth, reconciliation and climate change impact mitigation) as a complement to ongoing institutional strengthening.

This regional approach to SDG 16 is particularly important for Solomon Islands, considering that a regional assistance mission, RAMSI, was critical in creating the space to re-establish peace. After years of violent conflict that started in 1998, a peace agreement was signed in October 2000 in Townsville, the Townsville Peace Agreement. In 2003, the Pacific Islands Forum deployed a multilateral RAMSI.

More than 2,000 police and soldiers from 15 contributing countries began arriving in July 2003 with a mandate to “reinforce and uphold the legitimate institutions and authorities in Solomon Islands, and ensure respect for the Constitution and laws.”^{lxxiv} In 2013, RAMSI’s operations gradually scaled down and the withdrawal was completed in June 2017. The announcement of RAMSI’s withdrawal accelerated peacebuilding initiatives in Solomon Islands. The National Peacebuilding Policy was launched in 2015.^{lxxv} In 2016, a peacebuilding project was launched with a view to support effective coordination for broader participation of women and youth, as well as between government, civil society and other non-state actors. In 2016, a National Women’s Summit on Women, Peace and Security brought together women to build consensus on a national action plan on Women, Peace and Security (the “WPS NAP”). The WPS NAP was launched by the Ministry for Women, Youth, Children and Family Affairs. Solomon Islands Government initiated the revision of the National Youth Policy to recognize the role of youth in peacebuilding and security.^{lxxvi}

CHALLENGES

Corruption has long been an issue of public discontent in Solomon Islands, and is seen as a major obstacle on the path towards sustainable development. A 2013 survey conducted by Transparency Solomon Islands documented that 56 per cent of respondents paid a bribe to assist with a police issue; 42 per cent paid to facilitate registry and permit services; and, 49 per cent made an informal payment to facilitate land registration or related services over and beyond what was legally required.

Reflecting on similar quantitative findings, the 2019 Solomon Islands Access to Justice Final Report evidenced that:

- The centralization of justice administration has reduced access to justice for people living in more remote areas.
- A lack of connection between traditional/village authorities and the formal justice system prevents the proper handling of more serious or complex cases, including awareness and information on options for appeal for wrongly decided cases.
- Police presence is too low and not dispersed sufficiently throughout the country. While some justice sector services will improve with increased budget, funds alone will not address the key gaps in the sector.
- Improved management and reforms to practices, rules, and standards would have a greater effect and better value for money.
- A lack of legal awareness and access to information affects users ability to address injustices that cannot be effectively handled by the traditional system.
- As a citizen-facing institution with a mandate that spans civil, criminal, victims, defense, and legal information the PSO is understaffed, under-resourced and overburdened.

-
- The Local Court system is overly centralized, too expensive, and under-utilized, given their wider jurisdiction and proximity to the population.
 - Poor coordination and case management (especially adjournments) are more to blame for the high backlogs and delay in justice than a lack of resources.
 - Solomon Islanders with disabilities reported greater dissatisfaction with the provision of justice services.
 - Land and natural resource disputes are a major impediment to sustainable development and growth, and a likely cause of underlying instability.
 - The high rate of violence against women in Solomon Islands has high economic costs due to lost productivity, out of pocket health expenditures, and developmental effects from women/girls dropping out of school
 - Despite notable successes in raising awareness, implementation of protection orders and police safety notices under the FPA has been ineffective in comparison to the reported frequency of violence against women.^{lxxvii}

6. Partnerships and Means of implementation



Photo: Office of the Prime Minister, Signing of the Memorandum of Understanding to strengthen public private partnerships

ACHIEVEMENTS

The country has taken a more serious and proactive efforts to advance and implement the NDS 2016-2035 to achieve its goals as well as those of the SDGs, the Istanbul Programme of Action and other global commitments. Solomon Islands becomes of one of the very first few countries, to have a development finance assessment (“DFA”) following its request to the UN for technical support of UNDP. The DFA exercise brought together stakeholders from across government sector, the private sector, development partners and other key actors to analyze and find solutions for financing sustainable development progress. The DFA assessment then led to the formulation of the Solomon Islands Integrated Finance Framework (“SIIF”) which help concretize specific priority areas towards mobilizing public and private finance toward the NDS 2016-2035 and SDGs implementation. The SIIF outlined key recommendations and financing needs for the implementation of the NDS 2016-2035.

As part of the implementing measures supporting the realization of the NDS 2016-2035 and of the SDGs, the MNPDC developed the Aid Management Policy and Partnership framework in 2016. This policy initiative has enhanced the Government’s engagement and dialogue with all its official development partners with aim to achieve greater alignment and effectiveness of external development support. The policy has also help the MNPDC as a coordinating ministry to facilitate development assistances through bilateral and multilateral partnerships towards achieving national priorities.

The importance of partnerships for social services has been recognized by all stakeholders. The decentralisation of resources by the MHMS will require a stronger partnership at that level with other parts of government, churches, businesses, CSOs. Provinces will develop a provincial health plan and this will be the opportunity to engage with all the health stakeholders in a province, and develop a coordinated approach to health. The churches play an important role in communities, and often already have programs and approaches consistent with the promotion of healthy habits. Where this is the case, Solomon Islands Government recognizes that it would be more efficient to build a strong partnership with the existing church activities, rather than to start a separate health programme.

Health improves through the actions of the health sector, but also when progress is made in other sectors. Tackling issues such as Water and Sanitation, Nutrition, and non-communicable diseases requires strong effective partnerships with multiple relevant government departments. Partnerships with donors and development partners have made a major contribution to health in Solomon Islands, which the Government intends to build upon. These partnerships will be guided by the government’s policy on Aid Effectiveness. The Government wishes to:

-
- Explore the implications of the current GFATM “results based” funding model, as well as the Joint Performance Assessment incentive programme to derive a consistent approach to performance incentives across the sector.
 - Work with development partners to build confidence in delivery systems, and tackle the large infrastructure backlog.
 - Coordinate training and workshops into a structured, prioritised, in-service training 22 Solomon Islands National Health Strategic Plan 2016 - 2020 programme for all health staff.
 - Integrate service delivery across programmes by funding arrangements that incentivise cooperative activity at provincial and zone levels.
 - Work towards a predictable and sustainable funding path for achieving universal health care and the SDGs.

Partnerships with Education and Training institutions play a foundation role in preparing the health workforce of the future. In order to build a strong health sector, there needs to be a close partnership between MHMS and training institutions, to ensure health workers are trained in sufficient numbers, with the right skills, and with a curriculum that is up to date and able to meet the changing health needs of the community. Within the MHMS Improved coordination is required across programs, provinces and across support services. Corporate plans within the MHMS will describe the joint program of activity with other parts of the MHMS as well as what a specific program can do alone. The MHMS will develop and implement an internal communications strategy to facilitate this process.

The national and local partnerships that have been developed, particularly with a view to cope with and prevent the consequences of climate change, would lose relevance and impact if there had not been work with stakeholders in the region facing similar issues. The Third International Conference on SIDS was held in Apia, Samoa, in September 2014, with the overarching theme of “The sustainable

Forestry partnerships in Solomon Islands

- Japanese International Cooperation Agency: capacity development for sustainable forest resource management
- Australia Center for International Agriculture Research: enhancing economic opportunities offered by community and smallholder forestry
- Integrated Forest Management Project: restoration and enhancement of carbon stocks in Forest.
- South Pacific Regional Environmental Programme: improving Honiara botanical gardens
- Korean Research institute of Bioscience and Biotechnology: Collecting and researching pharmaceutical plants
- National Museum of Natural Science (Taiwan, Province of China): Documenting Solomon Islands native flora

development of small islands developing States through genuine and durable partnerships”. Nearly 300 partnerships were announced at the conference and monitored through the Partnership Platform. The SIDS Accelerated Modalities of Action (SAMOA) Pathway (Samoa Pathway) adopted at the Conference addresses priority areas for SIDS and calls for urgent actions and support for SIDS’ efforts to achieve their sustainable development. Such events and conferences provide space for all stakeholders to meet, exchange, and ultimately, build partnerships, to achieve a common goal.

Solomon Islands is committed to activating partnerships that improve its financing capacities. The International Monetary Fund has recognized the country’s large development needs, especially needs for infrastructure, and for education. With new innovative fiscal modalities emerging to address development needs these should be explored to enhance infrastructure investment and to build resilience over the medium term, given vulnerabilities and the uncertain outlook. Work is being done to strengthen domestic resource mobilization to improve domestic capacity for tax and other revenue collection. In 2013 The Public Financial Management Act, was adopted to provide a framework for sound financial management and enhances transparency and accountability in the use of public resources.

Since 2011, a substantial part of the national budget has been dedicated to rural development and infrastructure, sectors that are strongly intertwined. Allocations in 2017, reflecting the increased emphasis on growth in the NDS 2016-2035, show an increase in the allocations to economic sectors, mostly the productive sector of agriculture, infrastructure and economic management and a small increase in governance. In the meantime, development partners are providing substantial support for health and education. The proportion of the official development assistance Solomon Islands has received against the gross national income has decreased by 0.6 point, evidencing slow, yet consistent, efforts to mobilize domestic resources for sustainable development.

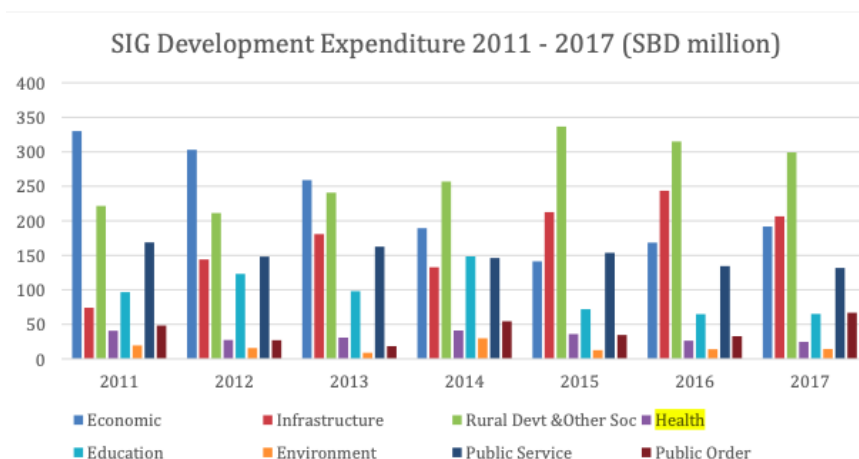


Figure 19: Solomon Island Government – SIG Development Expenditure 2011-2017

All efforts require a solid and comprehensive data system, governed by the Statistics Act 1970 (and 2007 amendments) and the Census Act 1959. SINSO is responsible for “collecting, processing, analyzing and disseminating core official statistics for the purposes of policy and planning, decision making and public debate”. Other major national statistics producers include: the Central Bank of Solomon Islands, the MHMS, the MEHRD, Ministry of Police, National Security and Correctional Services, There is some reliance on international partners to also contribute to data collection and analysis. Recognizing the importance of data for achieving the SDGs, the Solomon Islands National Statistics Development Strategy 2015-16 to 2035 was adopted in November 2015, with a view to “revitalise and reform the country’s national statistical system and its linkages with economic and social development policies and plans”. In this regard, SINSO aims to achieve the following by 2035:

- Improved range and quality of statistics
- Improved access to national statistics
- Enhanced coordination and leadership
- Effective management of resources
- Improved statistical capability

CHALLENGES

Solomon Islands recognizes that there is still dependence on financial and technical assistance from trusted international development partners. Between 2016 and 2018, the net official national development assistance from has increased by 10 per cent, from USD 175.5 million in 2016 to USD 193.5 million in 2018. Support is crucial to the development of Solomon Islanders and hope to have evidenced in the present report how cooperation

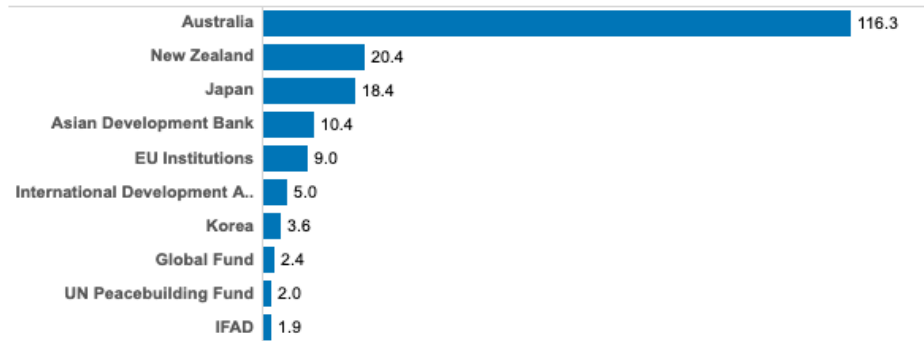
Receipts for Solomon Islands

	2016	2017	2018
Net ODA (USD million)	175.5	186.8	193.5
Net ODA/GNI (%)	15.1	15.3	14.5
Gross ODA (USD million)	183.6	194.6	200.6
Bilateral share (gross ODA) (%)	79.9	80.3	82.8
Total net receipts (USD million)	193.6	179.3	204.4

For reference

	2016	2017	2018
Population (million)	1	1	1
GNI per capita (Atlas USD)	1,820	1,830	2,000

Top Ten Donors of Gross ODA for Solomon Islands, 2017-2018 average, USD million



Bilateral ODA by Sector for Solomon Islands, 2017-18 average

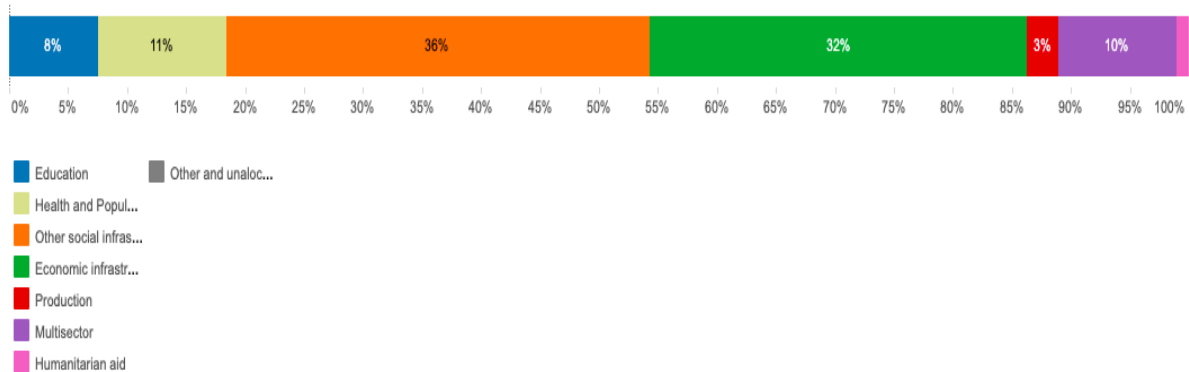


Figure 20: Development Assistance Committee – Organisation for Economic Co-operation and Development - Net ODA receipts; Top ten donors of gross ODA; Population and GNI per capita; Bilateral ODA by sector.

Given the challenges that Solomon Islanders are trying to address, it is important to recognize that there is still a gap for SDG financing. On SDG implementation by Asia-Pacific countries, UNESCAP reported that most national development plans are not accompanied by financing strategies. There is an investment gap of USD 1.5 trillion per year or 5% of GDP for developing Asia-Pacific countries; and this investment gaps rise to 16% of GDP in the LDCs. If Pacific SIDS remain on their current development trajectory, they will not achieve any of the 17 SDGs by 2030.^{lxviii} There is only a decade left to achieve the SDGs. Partnerships will be key to accelerate progress on SDGs and provide innovative solutions of which financing solutions are integral for SDGs achievement.

7. Conclusion

The Voluntary National Review process was an opportunity to assess the progress Solomon Islands has made since and the many challenges the country should prepare to face.

More than ever, accelerating action and transforming pathways will be required to witness continuous and significant development for all Solomon Islanders.

Realizing the decade of action and delivery for sustainable development will be impossible without addressing development disparities and inequalities, rural and urban, gender and ethnicity based. This will require enhanced dialogue among communities, strengthen national institutions, promote transparency, accountability and fight against corruption.

Capacity development and awareness raising will also be critical, to ensure all Solomon Islanders are aware of their rights, and responsibilities. Achieving this will entail enhancing resilient infrastructures, providing future generations of Solomon Islanders with decent social services, including universal health coverage and quality education.

Developing infrastructures will also contribute to improving data collection systems. It is important to ensure that data is analyzed by well-equipped and trained staff, in all awareness of what is at stake. Solomon Islands is committed to develop the capacity of the National Statistics Office through peer sharing and learning.

Solomon Islands is part of a very dynamic region, where countries face similar challenges and are at different stages of responding to these challenges. In light of this, it is the country's intension to continue developing and promoting partnerships for sustainable development.



Appendices

Appendix 1: Solomon Islands Voluntary National Review - MNDPC Consultation Guidelines

Introduction and Background

Solomon Islands has committed to undertaking a Voluntary National Review of the 2030 Agenda for Sustainable Development in 2020. Voluntary National Reviews (VNRs) are part of the follow-up and review of the 2030 Agenda for Sustainable Development. They are intended to track progress in implementing the 2030 Agenda, including the SDGs and targets. VNRs also make possible the sharing of experiences, including successes, challenges and lessons learned, with a view to accelerating the implementation of the 2030 Agenda. For Solomon Islands, the National Development Strategy (NDS 2017 – 2035) has integrated relevant elements of the 2030 Agenda for Sustainable Development and the SDG's. The VNR is a useful tool to show progress in the implementation and impact of policies and strategies that have been put in place.

The following is intended as a guide for MNPDC staff in the consultation process to ensure uniformity in the manner in which consultations with stakeholders are undertaken and consistency in the information and data that is collected. This guide is to be used alongside the draft Solomon Islands VNR outline and the UN handbook for the preparation of VNR's.

1. The Policy Environment

- a. What planning documents in the form of policies and strategies/frameworks have been formulated to guide interventions of your Ministry in progressing the NDS and the 2030 Agenda for Sustainable Development? (*Examples of policies and planning documents are the National Health Strategic Plan 2016 – 2020, National Climate Change Policy etc*)
- b. Under the above policies and strategies, what are the key priorities for your ministry/sector? What are some of the targets over the timeframe of these policies and priorities?

2. Initiatives and Progress

- c. What actions/initiatives (in addition to those identified in the MTDP) have been taken to progress the priorities mentioned above? (Includes both SIG and Donor Programmes)
- d. What successes have been achieved? What SDG targets have the ministry/sector able to meet? What factors helped to achieve these successes?
- e. In these initiatives, how have you mainstreamed the principle of 'leaving no one behind?' How have considerations of the needs of marginalised and vulnerable groups (children, disabled,

women, youth, elderly) been made? What policies and programmes are in place to address their special needs? What is being done to support the empowerment of vulnerable groups? Are there disaggregated sources of data available, and what are the data gaps?

- f. What were the challenges in implementation?
- g. What actions have been taken to address gaps? What were the lessons learnt?
- h. Are there any emerging issues? How has Covid 19 impacted your programmes/implementation?

3. Institutional Mechanisms

- a. What institutional and coordination arrangements have you put in place to mobilise all stakeholders around the SDG's and promote change?
- b. What are some of the coordination and institutional mechanisms set up to create an effective and efficient environment? (e.g more effective
- c. Are there examples of how the institutional arrangements have had an impact? E.g through more integrated policy making?

4. Means of Implementation

This relates to how the means of implementation are being mobilised, what difficulties are being encountered and what additional resources are needed to implement the 2030 agenda. It looks at the full range of

- a. What are your current resource flows?
- b. How can financial systems and resource allocations be aligned to support the realisation of the 2030 agenda?
- c. What Partnerships is your ministry/sector involved in? How have you engaged with civil society and private sector? What role does civil society and the private sector play?
- d. What technological and capacity development services does your ministry/sector need for more effective implementation of the SDG's?

Appendix 2: Incorporation of SDGs into the 2016-2035 National Development Strategy

SUSTAINABLE DEVELOPMENT GOAL 1

End poverty in all its forms everywhere



Incorporation of SDG 1 into national strategies

Integrated SDGs targets	2016-2035 NDS Objective	2016-2020 Medium-Term Strategy(ies)
1.1 By 2030, eradicate extreme poverty for all people everywhere, currently measured as people living on less than \$1.25 a day.	NDS Objective 2: Poverty alleviated across the whole of the Solomon Islands, basic needs addressed and food security improved; benefits of development more equitably distributed.	MTS 5: Alleviate poverty, improve provision of basic needs and increase food security
1.2 By 2030, reduce at least by half the proportion of men, women and children of all ages living in poverty		MTS 5
1.3 Implement nationally appropriate social protection systems and measures for all, including floors, and by 2030 achieve substantial coverage of the poor and the vulnerable		MTS 5
1.4 By 2030, ensure that all men and women, in particular the poor and the vulnerable, have equal rights to economic resources, as well as access to basic services, ownership and control over land, natural resources, appropriate new technology and financial services including microfinance.		MTS 5 MTS 7: Support the disadvantaged and the vulnerable; improve gender equality.
1.b Create sound policy frameworks at the national, regional and international levels, based on pro-poor and gender-sensitive development strategies, to support accelerated investment in poverty eradication actions.		MTS 5

SUSTAINABLE DEVELOPMENT GOAL 2

End hunger, achieve food security and improved nutrition and promote sustainable agriculture

2 ZERO HUNGER



Incorporation of SDG 2 into national strategies

Integrated SDGs targets	2016-2035 NDS Objective	2016-2020 Medium-Term Strategy(ies)
2.1 By 2030, end hunger and ensure access by all people, in particular the poor and people in vulnerable situations including infants, to safe, nutritious and sufficient food all year round.	NDS Objective 2: All Solomon Islanders have access to quality social services including education and health	MTS 5: Alleviate poverty, improve provision of basic needs and increase food security
2.2 By 2030, end all forms of malnutrition, including achieving, by 2025, the internationally agreed targets on stunting and wasting in children under 5 years of age, and address the nutritional needs of adolescent girls, pregnant and lactating women and older persons		MTS 5
2.3 By 2030, double the agricultural productivity and incomes of small- scale food producers, in particular women, indigenous peoples, family farmers, pastoralists and fishers, including through secure and equal access to land, other productive resources and inputs, knowledge, financial services, markets and opportunities for value addition and non-farm employment.		MTS 5
2.4 By 2030, ensure sustainable food production systems and implement resilient agricultural practices that increase productivity and production, that help maintain ecosystems, that strengthen capacity for adaptation to climate change, extreme weather, drought, flooding and other disasters and that progressively improve land and soil quality.		MTS 5
2.A Increase investment in rural infrastructure, agricultural research and extension services, technology development and plant and livestock gene banks in order to enhance agricultural productive capacity in developing countries, in particular least developed countries.		MTS 5 MTS 6: Increase employment opportunities and improve the livelihoods of all Solomon Islanders.

SUSTAINABLE DEVELOPMENT GOAL 3

Ensure healthy lives and promote well-being for all at all ages

3 GOOD HEALTH AND WELL-BEING



Incorporation of SDG 3 into national strategies

Integrated SDGs targets	2016-2035 NDS Objective	2016-2020 Medium-Term Strategy(ies)
3.1 By 2030, reduce the global maternal mortality ratio to less than 70 per 100,000 live births.	NDS Objective 3: All Solomon Islanders have access to quality social services including education and health	MTS 8: Ensure all Solomon Islanders have access to quality health care; combat communicable and non-communicable diseases.
3.2 By 2030, end preventable deaths of newborns and children under 5 years of age, with all countries aiming to reduce neonatal mortality to at least as low as 12 per 1,000 live births and under-5 mortalities to at least as low as 25 per 1,000 live births.		
3.3 By 2030, end the epidemics of AIDS, tuberculosis, malaria and neglected tropical diseases and combat hepatitis, water-borne diseases and other communicable diseases.		
3.4 By 2030, reduce by one third premature mortality from non- communicable diseases through prevention and treatment and promote mental health and well- being.		
3.8 Achieve universal health coverage, including financial risk protection, access to quality essential health-care services and access to safe, effective, quality and affordable essential medicines and vaccines for all.		
3.a Strengthen the implementation of the World Health Organization Framework Convention on Tobacco Control in all countries, as appropriate.		
3.b Support the research and development of vaccines and medicines for the communicable and non-communicable diseases that primarily affect developing countries, provide access to affordable essential medicines and vaccines, in accordance with the Doha Declaration on the TRIPS Agreement and Public Health, which affirms the right of developing countries to use to the full the provisions in the Agreement on Trade-Related Aspects of Intellectual Property Rights regarding flexibilities to protect public health, and, in particular, provide access to medicines for all.		

Incorporation of SDG 3 into national strategies

Integrated SDGs targets	2016-2035 NDS Objective	2016-2020 Medium-Term Strategy(ies)
3.d Strengthen the capacity of all countries, in particular developing countries, for early warning, risk reduction and management of national and global health risks.	NDS Objective 3: All Solomon Islanders have access to quality social services including education and health	MTS 8: Ensure all Solomon Islanders have access to quality health care; combat communicable and non-communicable diseases.

SUSTAINABLE DEVELOPMENT GOAL 4

Ensure inclusive and equitable quality education and promote lifelong learning opportunities for all

4 QUALITY EDUCATION



Incorporation of SDG 4 into national strategies

Integrated SDGs targets	2016-2035 NDS Objective	2016-2020 Medium-Term Strategy(ies)
4.6 By 2030, ensure that all youth and at least [x] per cent of adults, both men and women, achieve literacy and numeracy.	NDS Objective 2: Poverty alleviated across the whole of the Solomon Islands, basic needs addressed and food security improved; benefits of development more equitably distributed.	MTS 7: Support the disadvantaged and the vulnerable; improve gender equality.
4.4 By 2030, increase the number of youth and adults who have relevant skills, including technical and vocational skills, for employment, decent jobs and entrepreneurship.	NDS Objective 3: All Solomon Islanders have access to quality social services including education and health	MTS 8: Ensure all Solomon Islanders have access to quality health care; combat communicable and non-communicable diseases.
4.1 By 2030, ensure that all girls and boys complete free, equitable and quality primary and secondary education leading to relevant and effective learning outcomes.		MTS 9: Ensure all Solomon Islanders can access quality education and the nation's manpower needs are sustainably met
4.2 By 2030, ensure that all girls and boys have access to quality early childhood development, care and pre-primary education so that they are ready for primary education.		
4.3 By 2030, ensure equal access for all women and men to affordable and quality technical, vocational and tertiary education, including university.		

Incorporation of SDG 4 into national strategies

Integrated SDGs targets	2016-2035 NDS Objective	2016-2020 Medium-Term Strategy(ies)
4.5 Eliminate gender disparities in education and ensure equal access to all levels of for the vulnerable, including persons with disabilities, indigenous peoples and children in vulnerable situations.	NDS Objective 3: All Solomon Islanders have access to quality social services including education and health	MTS 9
4.6 By 2030, ensure that all youth and a substantial proportion of adults, both men and women, achieve literacy and numeracy.		
4.7 By 2030, ensure that all learners acquire the knowledge and skills needed to promote sustainable development, including, among others, through education for sustainable development and sustainable lifestyles, human rights, gender equality, promotion of a culture of peace and non-violence, global citizenship and appreciation of cultural diversity and of culture's contribution to sustainable development.	NDS 3 NDS Objective 5: Unified nation with stable and effective governance and public order	MTS 9 MTS 14: Improve national unity, peace and stability at all levels

SUSTAINABLE DEVELOPMENT GOAL 5

Achieve gender equality and empower all women and girls

5 GENDER EQUALITY



Incorporation of SDG 5 into national strategies

Integrated SDGs targets	2016-2035 NDS Objective	2016-2020 Medium-Term Strategy(ies)
5.2 Eliminate all forms of violence against all women and girls in the public and private spheres, including trafficking and sexual and other types of exploitation.	NDS Objective 2: Poverty alleviated across the whole of the Solomon Islands, basic needs addressed and food security improved; benefits of development more equitably distributed.	MTS 7: Support the disadvantaged and the vulnerable; improve gender equality.
5.5 Ensure women’s full and effective participation and equal opportunities for leadership at all levels of decision-making in political, economic and public life.		
5.6 Ensure universal access to sexual and reproductive health and reproductive rights as agreed in accordance with the Programme of Action of the International Conference on Population and Development and the Beijing Platform for Action.		
5.5 Ensure women’s full and effective participation and equal opportunities for leadership at all levels of decision-making in political, economic and public life.	NDS Objective 5: Unified nation with stable and effective governance and public order	MTS 14: Improve national unity, peace and stability at all levels

SUSTAINABLE DEVELOPMENT GOAL 6

Ensure availability and sustainable management of water and sanitation for all



Incorporation of SDG 6 into national strategies

Integrated SDGs targets	2016-2035 NDS Objective	2016-2020 Medium-Term Strategy(ies)
6.1 By 2030, achieve universal and equitable access to safe improve and affordable drinking water sources for all.	NDS Objective 1: Sustained and inclusive economic growth	MTS 3: Build and upgrade physical infrastructure and utilities with an emphasis on access to productive resources and markets, and to ensure all Solomon Islanders have access to essential services.
6.2 By 2030, ensure universal access to improve and equitable sanitation and hygiene for all, and end open defecation, paying special attention to the needs of women and girls and those in vulnerable situations.	NDS Objective 2: Poverty alleviated across the whole of the Solomon Islands, basic needs addressed and food security improved; benefits of development more equitably distributed	MTS 5: Alleviate poverty, improve provision of basic needs and increase food security

SUSTAINABLE DEVELOPMENT GOAL 7

Ensure access to affordable, reliable, sustainable and modern energy for all



Incorporation of SDG 7 into national strategies

Integrated SDGs targets	2016-2035 NDS Objective	2016-2020 Medium-Term Strategy(ies)
7.1 By 2030, ensure universal access to affordable, reliable and modern energy services.	NDS Objective 2: Poverty alleviated across the whole of the Solomon Islands, basic needs addressed and food security improved; benefits of development more equitably distributed	MTS 5: Alleviate poverty, improve provision of basic needs and increase food security

SUSTAINABLE DEVELOPMENT GOAL 8

Promote sustained, inclusive and sustainable economic growth, full and productive employment and decent work for all

8 DECENT WORK AND ECONOMIC GROWTH



Incorporation of SDG 8 into national strategies

Integrated SDGs targets	2016-2035 NDS Objective	2016-2020 Medium-Term Strategy(ies)
8.1 Sustain per capita economic growth; in particular, at least 7 per cent gross domestic product growth per annum in LDCs.	NDS Objective 1: Sustained and inclusive economic growth	MTS 1: Reinvigorate and increase the rate of economic growth MTS 2: Improve the environment for private sector development and increase investment opportunities for all Solomon Islanders.
8.2 Achieve higher levels of economic productivity through diversification, technological upgrading and innovation.		MTS 1
8.3 Promote development-oriented policies that support productive activities, decent job creation, entrepreneurship, creativity and innovation and encourage the A/68/970 16/24 14-59106 formalization and growth of micro-, small- and medium-sized enterprises, including through access to financial services.		MTS 2 MTS 12: Efficient and effective public service with a sound corporate culture
8.5 By 2030, achieve full and productive employment and decent work for all women and men, including for young people and persons with disabilities, and equal pay for work of equal value.	NDS 1 NDS Objective 2: Poverty alleviated across the whole of the Solomon Islands, basic needs addressed and food security improved; benefits of development more equitably distributed	MTS 1 MTS 6: Increase employment opportunities and improve the livelihoods of all Solomon Islanders MTS 12

Incorporation of SDG 8 into national strategies

Integrated SDGs targets	2016-2035 NDS Objective	2016-2020 Medium-Term Strategy(ies)
8.6 By 2020, substantially reduce the proportion of youth not in employment, education or training.	NDS 1	MTS 1
8.9 By 2030, devise and implement policies to promote sustainable tourism that creates jobs and promotes local culture and products		
8.10 Strengthen the capacity of domestic financial institutions to encourage and expand access to banking, insurance and financial services for all.		MTS 1 MTS 2

SUSTAINABLE DEVELOPMENT GOAL 9

Build resilient infrastructure, promote inclusive and sustainable industrialization and foster innovation

9 INDUSTRY, INNOVATION AND INFRASTRUCTURE



Incorporation of SDG 9 into national strategies

Integrated SDGs targets	2016-2035 NDS Objective	2016-2020 Medium-Term Strategy(ies)
9.1 Develop quality, reliable, sustainable and resilient infrastructure including regional and trans-border infrastructure, to support economic development and human well-being, with a focus on affordable and equitable access for all.	NDS Objective 1: Sustained and inclusive economic growth	MTS 3: Build and upgrade physical infrastructure and utilities with an emphasis on access to productive resources and markets, and to ensure all Solomon Islanders have access to essential services.
9.2 Promote inclusive and sustainable industrialization and, by 2030, significantly raise industry's share of employment and gross domestic product, in line with national circumstances, and double its share in least developed countries.		MTS 1: Reinvigorate and increase the rate of economic growth
9.3 Increase the access of small- scale industrial and other enterprises, in particular in developing countries, to financial services, including affordable credit, and their integration into value chains and markets.		MTS 1 MTS 2: Improve the environment for private sector development and increase investment opportunities for all Solomon Islanders
9.c Significantly increase access to information and communications technology and strive to provide universal and affordable access to the Internet in least developed countries by 2020.		MTS 3

SUSTAINABLE DEVELOPMENT GOAL 10

Reduce inequality within and among countries



Incorporation of SDG 10 into national strategies

Integrated SDGs targets	2016-2035 NDS Objective	2016-2020 Medium-Term Strategy(ies)
10.1 By 2030, progressively achieve and sustain income growth of the bottom 40 per cent of the population at a rate higher than the national average.	NDS Objective 2: Poverty alleviated across the whole of the Solomon Islands, basic needs addressed and food security improved; benefits of development more equitably distributed	MTS 5: Alleviate poverty, improve provision of basic needs and increase food security.
10.3 Ensure equal opportunity and reduce inequalities of outcome, including by eliminating discriminatory laws, policies and practices and promoting appropriate legislation, policies and action in this regard		MTS 5 MTS 7: Support the disadvantaged and the vulnerable; improve gender equality
10.4 Adopt policies, especially fiscal, wage and social protection policies, and progressively achieve greater equality.		

SUSTAINABLE DEVELOPMENT GOAL 11

Make cities and human settlements inclusive, safe, resilient and sustainable

11 SUSTAINABLE CITIES AND COMMUNITIES



Incorporation of SDG 11 into national strategies

Integrated SDGs targets	2016-2035 NDS Objective	2016-2020 Medium-Term Strategy(ies)
11.1 By 2030, ensure access for all to adequate, safe and affordable housing and basic services and upgrade slums.	<p>NDS Objective 1: Sustained and inclusive economic growth</p> <p>NDS Objective 2: Increase employment opportunities and improve the livelihoods of all Solomon Islanders</p>	<p>MTS 4: Strengthen land reform and other programs to encourage economic development in urban, rural and customary lands.</p> <p>MTS 6: Increase employment opportunities and improve the livelihoods of all Solomon Islanders</p>
11.2 By 2030, provide access to safe, affordable, accessible and sustainable transport systems for all, improving road safety, notably by expanding public transport, with special attention to the needs of those in vulnerable situations, women, children, persons with disabilities and older persons.	MTS 1	MTS 3: Build and upgrade physical infrastructure and utilities with an emphasis on access to productive resources and markets, and to ensure all Solomon Islanders have access to essential services.
11.3 By 2030, enhance inclusive and sustainable urbanization and capacity for participatory, integrated and sustainable human settlement planning and management in all countries.	MTS 1	MTS 4

SUSTAINABLE DEVELOPMENT GOAL 13

Take urgent action to combat climate change and its impacts

13 CLIMATE ACTION



Incorporation of SDG 13 into national strategies

Integrated SDGs targets	2016-2035 NDS Objective	2016-2020 Medium-Term Strategy(ies)
13.1 Strengthen resilience and adaptive capacity to climate-related hazards and natural disasters in all countries.	NDS Objective 4: Resilient and environmentally sustainable development with effective disaster risk management	MTS 10: Improve disaster risk management, mitigation and preparedness
13.2 Integrate climate change measures into national policies, strategies and planning.		MTS 10 MTS 11: Manage the environment in a sustainable resilient way and effectively respond to climate change
13.3 Improve education, awareness- raising and human and institutional capacity on climate change mitigation, adaptation, impact reduction and early warning.		MTS 10 MTS 11
13.b Promote mechanisms for raising capacity for effective climate change- related planning and management in least developed countries, including focusing on women, youth and local and marginalized communities.		MTS 10

SUSTAINABLE DEVELOPMENT GOAL 14

Conserve and sustainably use the oceans, seas and marine resources for sustainable development



Incorporation of SDG 14 into national strategies

Integrated SDGs targets	2016-2035 NDS Objective	2016-2020 Medium-Term Strategy(ies)
14.1 By 2025, prevent and significantly reduce marine pollution of all kinds, in particular from land-based activities, including marine debris and nutrient pollution	NDS Objective 4: Resilient and environmentally sustainable development with effective disaster risk management	MTS 11: Manage the environment in a sustainable resilient way and effectively respond to climate change
14.2 By 2020, sustainably manage and protect marine and coastal ecosystems to avoid significant adverse impacts, including by strengthening their resilience, and take action for their restoration in order to achieve healthy and productive oceans.		
14.4 By 2020, effectively regulate harvesting and end overfishing, illegal, unreported and unregulated fishing and destructive fishing practices and implement science-based management plans, in order to restore fish stocks in the shortest time feasible, at least to levels that can produce maximum sustainable yield as determined by their biological characteristics.		

SUSTAINABLE DEVELOPMENT GOAL 15

Protect, restore and promote sustainable use of terrestrial ecosystems, sustainably manage forests, combat desertification, and halt and reverse land degradation and halt biodiversity loss

15 LIFE ON LAND



Incorporation of SDG 15 into national strategies

Integrated SDGs targets	2016-2035 NDS Objective	2016-2020 Medium-Term Strategy(ies)
15.1 By 2020, ensure the conservation, restoration and sustainable use of terrestrial and inland freshwater ecosystems and their services, in particular forests, wetlands, mountains and drylands, in line with obligations under international agreements.	NDS Objective 3: All Solomon Islanders have access to quality social services including education and health NDS Objective 4: Resilient and environmentally sustainable development with effective disaster risk management	MTS 9: Ensure all Solomon Islanders can access quality education and the nation's manpower needs are sustainably met MTS 11: Manage the environment in a sustainable resilient way and effectively respond to climate change
15.2 By 2020, promote the implementation of sustainable management of all types of forests, halt deforestation, restore degraded forests and increase afforestation and reforestation by [x] per cent globally	NDS 4	MTS 11
15.9 By 2020, integrate ecosystem and biodiversity values into national and local planning, development processes, poverty reduction strategies and accounts.	NDS 4	MTS 11

SUSTAINABLE DEVELOPMENT GOAL 16

Promote peaceful and inclusive societies for sustainable development, provide access to justice for all and build effective, accountable and inclusive institutions at all levels

16 PEACE, JUSTICE AND STRONG INSTITUTIONS



Incorporation of SDG 16 into national strategies

Integrated SDGs targets	2016-2035 NDS Objective	2016-2020 Medium-Term Strategy(ies)
16.8 Broaden and strengthen the participation of developing countries in the institutions of global governance.	NDS 5	MTS 12 MTS 13 MTS 15
16.10 Ensure public access to information and protect fundamental freedoms, in accordance with national legislation and international agreements.		MTS 12
16.a Strengthen relevant national institutions, including through international cooperation, for building capacity at all levels, in particular in developing countries, to prevent violence and combat terrorism and crime.		MTS 12
6.b Promote and enforce non-discriminatory laws and policies for sustainable development.		MTS 15
	with stable and effective governance and public order	and community levels MTS 14
16.4 By 2030, significantly reduce illicit financial and arms flows, strengthen the recovery and return of stolen assets and combat all forms of organized crime		MTS 12
16.5 Substantially reduce corruption and bribery in all their forms.		MTS 13 MTS 15: Improve national security, law and order and foreign relations
16.6 Develop effective, accountable and transparent institutions at all levels.		MTS 12 MTS 13
16.7 Ensure responsive, inclusive, participatory and representative decision-making at all levels.		MTS 13 MTS 14 MTS 15



SUSTAINABLE DEVELOPMENT GOAL 17

17 PARTNERSHIPS FOR THE GOALS



Strengthen the means of implementation and revitalize the global partnership for sustainable development

Incorporation of SDG 17 into national strategies

Integrated SDGs targets	2016-2035 NDS Objective	2016-2020 Medium-Term Strategy(ies)
17.1 Strengthen domestic resource mobilization, including through international support to developing countries, to improve domestic capacity for tax and other revenue collection.	NDS Objective 5: Unified nation with stable and effective governance and public order	MTS 12: Efficient and effective public service with a sound corporate culture

Bibliography

Andersen, A.B., Thilsted, S.H., Schwarz, A.M., CGIAR, Food and nutrition security in Solomon Islands, Working Paper: AAS-2013-06, 2013, available at: http://pubs.iclarm.net/resource_centre/WF_3544.pdf (2013 CGIAR Food and Nutrition Security in Solomon Islands)

Equal Rights Trust, Stand Up and Fight Addressing Discrimination and Inequality in Solomon Islands, The Equal Rights Trust Country Report Series: 6 London, January 2016, available at: <https://www.equalrightstrust.org/ertdocumentbank/SI%20report.pdf> (2016 Equal Rights Trust Report)

International Finance Cooperation, Waka Mere Commitment to Action Improving business outcomes in Solomon Islands through advancing workplace gender equality, November 2019, available at: <https://www.ifc.org/wps/wcm/connect/c90592dd-ac2c-42a8-a20d-d0d499e4103c/Waka+Mere+Commitment+to+Action-Report.pdf?MOD=AJPERES&CVID=mUQKvzN> (2019 Waka Mere Progress Report)

International Institute for Sustainable Development (IISD), Nathalie Risse, Ph.D., *Pacific SIDS Prepare to Submit 3 VNRs in 2020*, 12 November 2019, <https://sdg.iisd.org/news/pacific-sids-prepare-to-submit-3-vnrs-in-2020/>

Ministry of Development Planning and Aid Coordination (MDPAC), Solomon Islands Integrated Financing Framework, September 2018, p. iii, available at: <https://www.undp.org/content/dam/rbap/docs/dg/dev-effectiveness/RBAP-DG-2018-Solomon-Islands-Integrated-Financing-Framework.pdf> (SIIF)

Ministry of Education and Human Resource Development, Education Strategic Framework 2016-2030, available at: https://www.mehrd.gov.sb/images/PDF_Files/PAR/Education_Strategic_Framework_2016-2030.pdf (2016-2030 Education Strategy)

Ministry of Health and Medical Services, National Health Strategic Plan 2016-2020, available at: <https://daisi.com.au/wp-content/uploads/2016/09/Strategic-Plan-for-Solomon-Islands-2016-2010.pdf> (2016-2020 NHSP)

Ministry of Women, Youth and Children Affairs, National Policy on Eliminating Violence Against Women, available at: <https://svri.org/sites/default/files/attachments/2016-07-25/solomon%20islands.pdf> (National Policy on Eliminating Violence Against Women)



Ocean 12, Solomon Islands National Ocean Policy, available at: http://macbio-pacific.info/wp-content/uploads/2019/02/SINOP_finalversion_26.11.18-digital-file.pdf (2018 SINOP)

Office of the Auditor General, Performance Audit Report On Preparedness by the National System of Solomon Islands Government to Implementation of Sustainable Development Goals, 2018, available at:

https://www.intosai.org/fileadmin/downloads/focus_areas/SDGs_and_SAls/sai_preparedness_audits/SDGs_2019_Solomon_Islands_prep_EN.pdf (2018 OAG SDGs report)

Pacific Islands Forum Secretariat, First Quadrennial Pacific Sustainable Development Report, 2018, available at: <http://www.forumsec.org/wp-content/uploads/2018/10/First-Quadrennial-P.S.D.R.-Full-Report.pdf>

Pacific Disability Forum, Pacific Disability Forum SDG-CBPD, Monitoring Report 2018, From Recognition to Realisation of Rights: Furthering Effective Partnership for an Inclusive Pacific 2030, 2018, available at:

http://www.internationaldisabilityalliance.org/sites/default/files/pdf_sdg.crpdp_report_.pdf

UNDP, 2019 Access to Justice Study Solomon Islands, June 2019, available at: <https://www.pacific.undp.org/content/dam/fiji/docs/SOI-A2J-Study-Report.pdf> (2019 Access to Justice Study Solomon Islands)

UNESCAP, Pacific Forum on Sustainable Development, October 2019, available at:

https://www.unescap.org/sites/default/files/Session%203.2%20-%20Leaving%20No%20One%20Behind_Riccardo%20Mesiano%5BESCAP%5D.pdf

UNESCAP, The Disaster Riskscape across Asia-Pacific, Pathways for Resilience, Inclusion and Empowerment, Asia-Pacific Disaster Report 2019, 2019, available at:

https://www.unescap.org/sites/default/files/publications/Asia-Pacific%20Disaster%20Report%202019_full%20version.pdf (2019 Asia-Pacific Disaster Report)

Food and Agriculture Organization of the United Nations, FAO's Multipartner Programme Support Mechanism (FMM) Medium-term final report 2014–17, 2019, available at:

<http://www.fao.org/3/ca2716en/CA2716EN.pdf> (2019 FAO FMM report)

UN Educational, Scientific and Cultural Organization (UNESCO), Sustainable Development Goal (SDG) 4, Country Profile, Solomon Islands, available at:

<http://uis.unesco.org/sites/default/files/documents/countryprofiles/SB.pdf> (UNESCO SDG 4 Country Profile)

UNGA A/HRC/WG.6/24/SLB/1, National report submitted in accordance with paragraph 5 of the annex to Human Rights Council resolution 16/21* Solomon Islands, 30 October 2015, available at: <https://documents-dds-ny.un.org/doc/UNDOC/GEN/G15/247/87/PDF/G1524787.pdf?OpenElement> (2015 Solomon Islands UPR)

UNGA A/RES/74/3, Resolution adopted by the General Assembly on 10 October 2019 [without reference to a Main Committee (A/74/L.3)] 74/3. Political declaration of the high-level meeting to review progress made in addressing the priorities of small island developing States through the implementation of the SIDS Accelerated Modalities of Action (SAMOA) Pathway, available at: https://www.un.org/ga/search/view_doc.asp?symbol=A/RES/74/3&Lang=E

UN Water, SDG 6 snapshot in Solomon Islands, available at: <https://www.sdg6data.org/country-or-area/Solomon%20Islands>

Sachs, J., Schmidt-Traub, G., Kroll, C., Lafortune, G., Fuller, G. (2019): Sustainable Development Report 2019. New York: Bertelsmann Stiftung and Sustainable Development Solutions Network (SDSN), <https://dashboards.sdgindex.org/#/SLB> (2019 SDSN data)

Solomon Islands Government, National Health Strategic Plan 2016-2020, available at: <https://daisi.com.au/wp-content/uploads/2016/09/Strategic-Plan-for-Solomon-Islands-2016-2010.pdf>

Vision of Humanity, Six charts: challenges for SDGs in the Pacific, <http://visionofhumanity.org/peace/challenges-for-sdgs-in-the-pacific/>

World Bank Group, Poverty & Equity Brief, Solomon Islands, April 2018, available at: <http://documents.worldbank.org/curated/en/158941528204217521/pdf/Solomon-Islands-PEB-Spring-2018.pdf> (2018 World Bank Poverty & Equity Brief)

World Health Organization, WPR/2018/DHS/023, UHC and SDG Country Profile 2018 Solomon Islands, 2018, available at: <https://iris.wpro.who.int/bitstream/handle/10665.1/14062/WPR-2018-DHS-023-slb-eng.pdf> (2018 WHO Country Profile)

Endnotes

- ⁱ Committee for Development Policy 20th Plenary Session, Ex-ante Impact Assessment of likely Consequences of Graduation of Solomon Islands from the Least Developed Country Category, 12-16 March 2018,
- ⁱⁱ Asian Development Bank, Mapping fragile and conflict-affected situations in Asia and the Pacific, The ADB experience, 2016, p. 33, available at : <https://www.adb.org/sites/default/files/publication/211636/mapping-fcas-asia-pacific.pdf>
- ⁱⁱⁱ 2019 SDSN data
- ^{iv} World Bank Group, CPIA policies for social inclusion/equity cluster average, available at: <https://data.worldbank.org/indicator/IQ.CPA.PROP.XQ?locations=SB> (accessed on 3 June 2020)
- ^v International Finance Corporation, The World Bank Group, The Power of Partnerships in Fragile and Conflict-Affected Areas, 2019, available at : <https://www.ifc.org/wps/wcm/connect/c09245b9-1d1f-4eeb-81df-c64e3901eb23/FCS+Booklet-FINAL-Web.pdf?MOD=AJPERES&CVID=mAa3GzJ>
- ^{vi} Solomon Islands Government
- ^{vii} Solomon Islands Statistics Office, 2009 census
- ^{viii} World Bank, *Age dependency ratio (% of working-age population) - Solomon Islands*, available at: <https://data.worldbank.org/indicator/SP.POP.DPND?locations=SB> (accessed on 10 June 2020)
- ^{ix} SIFF, p. iii
- ^x Pacific Community, *The Solomon Islands – Pacific Community Country Programme 2019-2021*, March 2019, p.2, available at: <https://spccfpstore1.blob.core.windows.net/digitalibrary-docs/files/d2/d2795de947fcb9b2d4be2b3e2f094598.pdf?sv=2015-12-11&sr=b&sig=0NlgxfRee1gLiMpAo3JONJG9I9o7FM619uX8n7Jhgl0%3D&se=2020-11-26T13%3A16%3A19Z&sp=r&rscc=public%2C%20max-age%3D864000%2C%20max-stale%3D86400&rsct=application%2Fpdf&rscd=inline%3B%20filename%3D%227th%20draft%20Solomon%20Islands%20Pacific%20Community%20Country%20Programme%202019%202021.pdf%22>,
- ^{xi} 2018 OAG SDGs report, p. iii
- ^{xii} 2018 OAG SDGs report, p. iii
- ^{xiii} 2018 OAG SDGs report, p. 2
- ^{xiv} 2019 SDSN data
- ^{xv} SIFF, p. 17
- ^{xvi} Climate Investment Funds, *Investing in Solomon Islands*, available at: <https://www.climateinvestmentfunds.org/country/solomon-islands> (accessed on 8 June 2020)
- ^{xvii} Central Intelligence Agency, *The World Factbook*, available at: <https://www.cia.gov/library/publications/the-world-factbook/geos/bp.html> (accessed on 2 June 2020). “Improved sanitation - use of any of the following facilities: flush or pour-flush to a piped sewer system, septic tank or pit latrine; ventilated improved pit (VIP) latrine; pit latrine with slab; or a composting toilet. Unimproved sanitation - use of any of the following facilities: flush or pour-flush not piped to a sewer system, septic tank”
- ^{xviii} World Bank, Robert Utz, *Assessment of the Potential Impact of the ICT Revolution in the Pacific on Economic Growth, Employment, and Government Revenue*, 28 June 2017, available at: <http://pubdocs.worldbank.org/en/471591499149365351/pp-ICT-Revolution.pdf>
- ^{xix} 2019 SDSN data
- ^{xx} International Finance Corporation, *Power Balance: Transitioning Solomon Islands from Diesel to Majority Renewable Energy by 2022*, December 2019, available at: https://www.ifc.org/wps/wcm/connect/news_ext_content/ifc_external_corporate_site/news+and+events/news/solomon+d+islands+renewable+energy#:~:text=With%20these%20agreements%20in%20place,when%20the%20project%20is%20completed. (accessed on 8 June 2020)
- ^{xxi} 2019 SDSN data
- ^{xxii} 2018 World Bank Poverty & Equity Brief
- ^{xxiii} OECD, *States of fragility 2018*, p. 6, available at : https://www.oecd.org/dac/conflict-fragility-resilience/docs/OECD%20Highlights%20documents_web.pdf

- xxiv Central Intelligence Agency, *The World Factbook*, available at: <https://www.cia.gov/library/publications/the-world-factbook/geos/bp.html> (accessed on 2 June 2020). “Improved drinking water - use of any of the following sources: piped water into dwelling, yard, or plot; public tap or standpipe; tubewell or borehole; protected dug well; protected spring; or rainwater collection. Unimproved drinking water - use of any of the following sources: unprotected dug well; unprotected spring; cart with small tank”
- xxv Central Intelligence Agency, *The World Factbook*, available at: <https://www.cia.gov/library/publications/the-world-factbook/geos/bp.html> (accessed on 2 June 2020). “Improved sanitation - use of any of the following facilities: flush or pour-flush to a piped sewer system, septic tank or pit latrine; ventilated improved pit (VIP) latrine; pit latrine with slab; or a composting toilet. Unimproved sanitation - use of any of the following facilities: flush or pour-flush not piped to a sewer system, septic tank”
- xxvi 2019 Waka Mere Progress Report, p. 5
- xxvii UNFPA data
- xxviii World Bank Group, CPIA policies for social inclusion/equity cluster average, available at: <https://data.worldbank.org/indicator/IQ.CPA.PROP.XQ?locations=SB> (accessed on 3 June 2020)
- xxix CGIAR 2013 Food Nutrition Security in Solomon Islands
- xxx ADB 2015
- xxxi MNPDC data
- xxxii ADB 2015
- xxxiii National Policy on Eliminating Violence Against Women, p.11
- xxxiv 2016 Equal Rights Trust Report, p.92
- xxxv 2016 Equal Rights Trust Report, pp. 67-68
- xxxvi Ministry of Health and Medical Services, Solomon Islands Global AIDS response progress report 2016, 2016, p. 21-22
- xxxvii 2019 SDSN data
- xxxviii 2016-2020 NHSP
- xxxix 2019 SDSN data
- xl 2016-2030 Education Strategy, p. 2
- xli Pacific Islands Literacy and Numeracy Assessment Report 2018, <http://www.mehrd.gov.sb/documents> (accessed 15 July 2020)
- xliv Education and Literacy in Solomon Islands, <http://uis.unesco.org/en/country/sb> (accessed on 2 June 2020)
- xlvi UNESCO SDG 4 Country Profile
- xlvi 2016-2030 Education Strategy
- xlvi 2016-2030 Education Strategy, p.4
- xlvi 2016-2030 Education Strategy, p.4
- xlvi 2009 SINSO Survey
- xlvi 2019 SDSN data, citing 2019 FAO data
- xlvi 2009 SINSO Survey
- l 2018 WHO Country Profile
- li SIG, National Biodiversity Strategic Action Plan 2016-2020
- lii SIG, National Biodiversity Strategic Action Plan, 2016
- liii SIG, State of Environment report, 2019
- liv FAO, Fishery and Aquaculture Country Profiles, Solomon Islands, available at: <http://www.fao.org/fishery/facp/SLB/en#:~:text=Solomon%20Islands%20has%20a%20population,percent%20of%20the%20national%20GDP.> (accessed on 3 June 2020)
- lv Cleaner Pacific 2025
- lvi 2018 SINOP
- lvii Ministry of Fisheries and Marine Resources, Solomon Islands National Fisheries Policy 2019–2029, 2019, available at: https://spccfpstore1.blob.core.windows.net/digitalibrary-docs/files/b3/b358c2083d0095be94a8986abf1851ca.pdf?sv=2015-12-11&sr=b&sig=BWkMFw3PxPK6eQX858KkEQOEQJ4gXfYvLnP%2Fs4eeCgc%3D&se=2020-11-30T17%3A15%3A29Z&sp=r&rsc=public%2C%20max-age%3D864000%2C%20max-stale%3D864000&rsct=application%2Fpdf&rscd=inline%3B%20filename%3D%22Anon_2019_SI_fisheries_policies.pdf%22
- lviii 2019 SDSN data

-
- lix The Ocean Foundation, Ocean and Climate Change, available at: <https://oceanfdn.org/ocean-and-climate-change/> (accessed on 10 June 2020)
- lx Climate Change in the Pacific, Volume 2: Country Reports, Chapter 13: Solomon Islands , 2013, available at: <https://www.pacificclimatechangescience.org/wp-content/uploads/2013/09/Solomon-Islands.pdf>
- lxi SIG, <https://www.solomonislandsiva.com/>
- lxii SPC, 2016 , <https://drive.google.com/file/d/1VI8oZ5uXgyYOf68fY7T5u-nNVco6nQU5/view>
- lxiii SIG National Disaster Management Plan 2018
- lxiv SIG, National Determined Contributions, 2020 (draft)
- lxv SIG, National Determined Contributions, 2020 (draft), p.4
- lxvi SIG, National Determined Contributions, 2020 (draft)
- lxvii SIG National Disaster Management Plan 2018
- lxviii UNDRR, *Floods test Honiara's resilience plans*, 2 March 2018, available at: <https://www.undrr.org/news/floods-test-honiaras-resilience-plans> (accessed on 3 June 2020)
- lxix Yale University, Center for Environmental Law and Policy, *2018 Environmental Performance Index*, available at: <https://epi.yale.edu/sites/default/files/2018-slb.pdf> (accessed on 3 June 2020)
- lxx UNDP, *Transparency and Accountability for the People of Solomon Islands*, 2 April 2020, available at: <https://www.pacific.undp.org/content/pacific/en/home/presscenter/articles/2020/transparency-and-accountability-for-the-people-of-solomon-islands.html> (accessed on 3 June 2020)
- lxxi 2019 Access to Justice Study Solomon Islands, p. 1
- lxxii 2019 Access to Justice Study Solomon Islands, p. 2
- lxxiii UNDP, *Members receive in-depth training on the Sustainable Development Goals and Risk Development*, 12 April 2017, available at : <https://www.pacific.undp.org/content/pacific/en/home/presscenter/pressreleases/2017/04/12/members-receive-in-depth-training-on-the-sustainable-development-goals-and-risk-development.html>
- lxxiv UN Peacebuilding Support Office, *Consolidating peace, stability and social cohesion in Solomon Islands post-RAMSI*, November 2017, available at: [https://info.undp.org/docs/pdc/Documents/SLB/171204_Solomon%20Islands%20IRF%20project_Peaceful%20Transition_ProDoc%20\(002\).pdf](https://info.undp.org/docs/pdc/Documents/SLB/171204_Solomon%20Islands%20IRF%20project_Peaceful%20Transition_ProDoc%20(002).pdf)
- lxxv 2019 Asia-Pacific Disaster Report, p. 9
- lxxvi UN Peacebuilding Support Office, *Consolidating peace, stability and social cohesion in Solomon Islands post-RAMSI*, November 2017, available at: [https://info.undp.org/docs/pdc/Documents/SLB/171204_Solomon%20Islands%20IRF%20project_Peaceful%20Transition_ProDoc%20\(002\).pdf](https://info.undp.org/docs/pdc/Documents/SLB/171204_Solomon%20Islands%20IRF%20project_Peaceful%20Transition_ProDoc%20(002).pdf)
- lxxvii 2019 Access to Justice Study Solomon Islands, p. 3
- lxxviii International Institute for Sustainable Development (IISD), Nathalie Risse, Ph.D., *Pacific SIDS Prepare to Submit 3 VNRs in 2020*, 12 November 2019, <https://sdg.iisd.org/news/pacific-sids-prepare-to-submit-3-vnrs-in-2020/>