

# 2022 VOLUNTARY NATIONAL REVIEW OF THE PHILIPPINES

Rekindling Commitment and  
Using Innovation to Accelerate  
Recovery and Ensure Progress  
to Achieve the SDGs in 2030  
and our AmBisyon Natin 2040





National Economic and Development Authority  
12 Jose Maria Escriva Drive, Ortigas Center,  
Pasig City, Philippines  
[www.sdg.neda.gov.ph](http://www.sdg.neda.gov.ph)

All rights reserved.

No part of this publication may be reproduced,  
stored in a retrieval system, or transmitted, in any form or by means,  
electronic, mechanical, photocopying, recording, or otherwise,  
without prior permission.





# FOREWORD

The 2022 Voluntary National Review of the Philippines comes at an unprecedented period in the country's history. The Coronavirus Disease 2019 (COVID-19) pandemic reversed some of the Philippines' achievements on the Sustainable Development Goals (SDG).

However, our nation remained steadfast. Our third Voluntary National Review encapsulates the many initiatives to expand and enhance people-centered services which shielded the most vulnerable from the worst impacts of the pandemic. The SDGs played an integral part in these efforts and remained at the core of the Philippine Development Plan even as it was updated to refocus on the health and resiliency of the country.

Moving forward from recovery to accelerating progress, we believe that the innovations that were developed and the partnerships that were strengthened to respond to the pandemic will become useful. There were contributions from a wide array of development actors— government agencies, local government units, businesses, academe, civil society, households and communities, and international development organizations. In this report, we refer to this as Whole-of-Nation PLUS.

Our aspirations remain the same but our desire to accelerate progress has grown exponentially. The Filipino, as inscribed in our long-term vision of *AmBisyon Natin 2040*, hopes for a life that is *strongly rooted in family and community, comfortable, and secure*. Through the Philippines' third Voluntary National Review, we are showing the world that through collective effort and an established and innovative mechanism for implementation, we are turning our national ambition into reality.

# MAIN MESSAGES

**No Filipino is poor, no one is hungry. Filipino families live together; there is work-life balance. Everyone feels secure over their entire lifetime.**

This is the *AmBisyon Natin 2040* of the Philippines (AN 2040). A 2040 strategic vision that guides the Philippine Development Plans (PDP) which, in turn, directs the country's priorities in 6-year increments. The PDP 2017-2022 lays the foundation for inclusive growth, a high-trust and resilient society, and a globally competitive knowledge economy. The Sustainable Development Goals, meanwhile, is an agenda for people and planet covering the aspects of prosperity, peace, and partnership. Realizing that the World We Want, as elaborated in the 2030 Agenda, aligns with the Life We Want, as described in AN 2040, the Philippines has mainstreamed the SDGs in the strategies of the PDP.

This is the Philippines' third Voluntary National Review (VNR). The first was a stock-taking of lessons learned from the implementation of the Millennium Development Goals (MDGs); the second reported on the progress in addressing these lessons. This year, we had hoped to report on more progress towards a whole-of-society implementation and further gains in SDG outcomes. The Coronavirus disease (COVID-19), unfortunately, reversed some of these gains and forced us to quickly re-prioritize strategies. However, the inroads we have made on means of implementation remain. We are enhancing these institutional mechanisms to quickly recover and accelerate progress towards the SDGs.



# SDG Implementation 2016–2020

In 2016, the Philippines noted ingredients for the successful implementation of a long-term agenda:

1. Multistakeholder commitment spanning the long-term
2. Financing plan
3. Resiliency-building
4. Clear assignment of responsibilities
5. Effective monitoring

In 2017, the strategies to attain the SDGs were mainstreamed in the PDP 2017-2022. After our second VNR, but before the pandemic, the focus was to broaden stakeholder engagement, strengthen commitment, mobilize more resources, and to implement the community-based monitoring system (CBMS), a mechanism to monitor SDG outcomes, potentially up to the household level.

**STAKEHOLDER ENGAGEMENT.** The Sub-committee on the SDGs (SC-SDGs) is a platform for a whole-of-society engagement for the SDGs. Technical Working Groups (TWGs) consisting of agencies responsible for the SDGs on Economic, Social, Environmental and Governance were established. This structure is mirrored at the subnational levels. The SC-SDGs includes a Stakeholders' Chamber consisting of private sector and civil society for each of the four TWGs.

**RESOURCE MOBILIZATION.** Fiscal programming in the Philippines is deliberated in the Development Budget Coordination Committee (DBCC). The SC-SDGs is placed within the DBCC. This facilitates the inclusion of SDG-focused programs in government expenditure. A law was also enacted to ensure funding for SDGs, using a portion of revenues from sin taxes.

**MONITORING.** The SDG Watch, regularly compiled by the Philippine Statistics Authority (PSA), Local Government Units (LGUs), and the CBMS, to be implemented by local government units, are the mechanisms for SDG monitoring at the national and subnational levels, respectively.

## SDG Implementation 2020–present

The Philippines, as with the rest of the world, was adversely affected by COVID-19. The graph below shows the trend in daily confirmed cases, which was over 30,000 in early 2022, but is now less than 200.

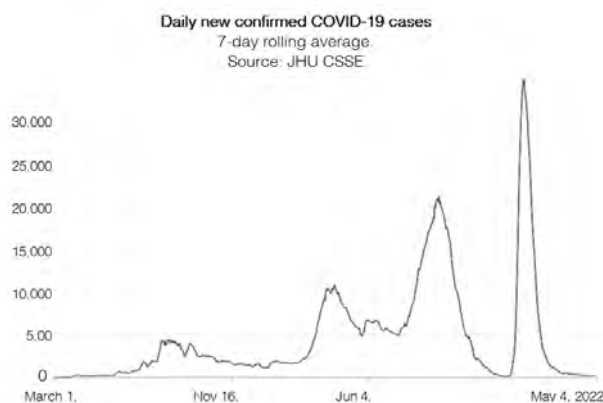


Figure 1. Daily new confirmed COVID-19 cases

The government's pandemic response was, initially, to restrict mobility, then to accelerate vaccination, when it became available. The former led to economic contractions, as much as -16.9 percent in the second quarter of 2020. Unemployment rate went up to 17.6 percent. However, financial assistance was provided to those furthest behind. During the first semester of 2021 compared to the same period in 2018, income of families from the bottom eight deciles increased by 5.5 percent, on average, while those in the 9th and 10th decile declined by 1.5 percent and 5.5 percent, respectively.

As we learned to balance economic activity and risk mitigation, the Philippines is now on its way to recovery. This experience has amplified the urgency of building resiliency and promoting innovation. The list of strategies should now include financial inclusion, savings mobilization, insurance coverage, and effective social protection. There should also be greater emphasis on innovation, beginning with developing 21st century skills, encouraging research, promoting collaboration, and building the knowledge economy. These new strategies should build into the previous initiatives on stakeholder engagement, resource mobilization, and monitoring.

We expect to face many more challenges, but we will need to remain steadfast in our commitment to achieve the *World We Want*.



# Methodology and Process of the Review

The Philippines, in its third Voluntary National Review (VNR), has ensured a whole-of-government, society, and nation approach in its activities. The 2022 Philippine review process brought together various government agencies, stakeholders, and members of society from different sectors and geographic regions of the country.

The process included discussion of SDG indicators and the importance of data in tracking progress. It also involved futures thinking and scenario planning. All these were meant to rekindle interest and commitment to the SDGs.

## [The Sub-committee on the Sustainable Development Goals \(SC-SDGs\)](#)

The Sub-committee on the SDGs was formed to aid in the advocacy, coordination, and implementation of the SDGs in the Philippines. It is composed of key government agencies and representatives from other relevant sectors.

The sub-committee and its four TWGs on Economics, Social, Environment, and Peace, Security, and Governance, together with the Stakeholders' Chamber, led discussions on SDG progress indicators and provided direction for the VNR process.

## [Stakeholder Engagement](#)

A whole-of-society approach is imperative to ensure that no one is left behind. Recognizing this, the Stakeholders' Chamber was formalized as part of the government's official mechanism for collaborating with various sectors of society. Guidelines for membership application were developed with an emphasis on inclusivity and commitment, as evidenced by projects completed toward the goals. Recommendations and programs have been included in the VNR. A choropleth map was developed to visualize the interconnectedness of their advocacy and constituencies with a goal to inspire future synergies in SDG implementation.

### Progress Assessment and Planning at the National and Subnational Level

The government prioritized data gathering and compilation of key government projects, activities and programs (PAPs) to support progress through the subnational level and government agencies. The Philippine Statistics Authority (PSA) annually publishes these data through the SDG Watch, which is also being localized at the subnational levels. NEDA also conducts progress assessments to update data, set targets, plot existing PAPs, and identify additional PAPs that will help achieve the ambitious targets.

### Futures Thinking and Scenario Planning

Amidst the pandemic, ensuring the sustained commitment to the SDGs amidst the pandemic is a challenge. As the economy gradually opened up, the NEDA Subcommittee on SDGs secretariat, with the assistance of United Nations Development Programme (UNDP) Philippines via the Joint Programme on the Integrated National Financing Framework (JP INFF), held futures thinking workshops with members of the government TWGs on Social and Environment. The strategic challenges and framing questions were envisioned over a 10-year time horizon, with an eye toward 2030. The workshop concentrated on SDGs 4, 5, 14 and 15. Using the Technological, Political, Economic, Sociodemographic, and Trust and Ethical (TPESTRE) method, the workshop identified driving forces and critical uncertainties that limit the achievement of the goals.

### International Cooperation

The United Nations Economic and Social Commission for Asia and the Pacific (UN ESCAP) twinning program aims to assist countries in strengthening their VNR, sharing expertise, and demonstrating commitment to South-South cooperation. The Philippines is “twinning” with Tuvalu, which is preparing for its first VNR, as both countries share an archipelagic landscape and some of its characteristics.

## 2021–2022 Table of Activities

	Date(s)
DBCC Sub-committee on SDGs online meetings	JUL 2021 – MAY 2022
- Initial meeting, updating of Tiers 2 and 3 SDG indicators	July 19, 2021
- Approval of Stakeholders' Chamber guidelines and procedures for application of membership	October 11, 2021
- Discussion on scenario planning and constraints analysis on SDGs 4 and 15	
- Mapping of SDG targets by PAPs in Public Investment Program Online	
- Updates on SDG JP INFF Workplan	December 2, 2021
- Discussion on strengthening SDG localization through the Mandanas-Garcia Ruling	
- Discussion on the 2022 Updated SDG Watch for monitoring	May 12, 2022
Technical Working Group (TWG) meetings	NOV 2021 – MAR 2022
- Operationalization of TWG on Social and Environment	November 16-17, 2021
- Futures Thinking Workshop with TWG - Social and Environment Members	
- Initial discussion for TWG on Economic and Peace, Security and Governance Focal persons	March 2022
Development of Subnational Progress Assessment and Planning Tool	MAY 2022
- Pilot Testing of Progress Assessment and Planning Tool at Subnational Level	May 19–20, 2022
Stakeholders' Chamber on the SDGs	DEC 2021 – JUN 2022
- Application and selection process	December – January
- Members Briefing on the stakeholders chamber	March 22, 2022
- Pledging Session of commitment to SDGs	April 7, 2022
- Mapping of SDG activities and investments of members	June 1, 2022
VNR consultation and preparations	MAR 2022 – JUN 2022
- Meeting with the UN Resident Coordinator Office (UN RCO) on plans for the VNR	March 2022
- UN Briefing on the VNR led by the UN RCO	April 4, 2022
- Multi-stakeholder Consultation with Government and Non-government representatives	April 26 – 27, 2022
- Updating of policies, activities and programs with respective agencies on SDGs 4, 5, 14 and 15	
- Collection of PAPs from national government agencies	
National consultation with Children led by UNICEF and the Council for the Welfare of Children	May 16–22, 2022
- Drafting and submission of Main Messages	May 1-10, 2022
- VNR Writeshop	June 1-3, 2022
- Finalization of Content	June 5-10, 2022
Sub-national Activities	DEC 2021 – JUNE 2022

- Collection of Sub-national Best Practices on the SDGs	December 2021 – January 2022
- Alignment meeting with Voluntary Subnational Review team of the League of Cities of the Philippines	
- Key informant interview and focus group discussion with Voluntary Local Review Focals in Naga City, Philippines	May 17, 2022
- Support to Special Regional Committees on the SDGs	

## Support to Subnational Special Regional Committees on the SDGs

*Completed and Scheduled*

Region	Meeting/Workshop/Event	When
5	SRC-SDG's Orientation on the Sustainable Development Goals (SDGs) and Community-Based Monitoring System (CBMS)	February 22, 2022
10	Regional Committee on SDG (RCSDG)-X TWG Meeting for Setting Regional Numerical Targets of the SDGs	February 11, 2022
10	1 <sup>st</sup> Quarter Joint Meeting RDC-X Regional Statistics Committee (RSC-X) and Regional Committee on SDGs (RCSDG-X)	February 24, 2022
3	RDC III's Special Regional Committee on SDGs: Refresher Session on SDGs and CBMS	March 31, 2022
All	2022 Agenda Forecasting Consultative Meeting	April 25, 2022
5	Local Progress and Planning Workshop with Naga City	May 18, 2022
5	Regional Progress and Planning Workshop	May 19, 2022
4-A	2 <sup>nd</sup> Quarter CALABARZON SRC on the SDGs	May 19, 2022
10	Initial Meeting for the Regional Progress and Planning Workshop	May 25, 2022
12	Pre-RCSDG TWG Workshop Meeting with Region XII	May 26, 2022
1	Initial Meeting for the Regional Progress and Planning Workshop	May 27, 2022
10	RCSDG-X's Consultation Workshop on Setting Regional Numerical Targets of the SDGs	May 27, 2022
4-A	Initial Meeting for the Regional Progress and Planning Workshop	May 27, 2022
12	SOX RCSDG TWG Workshop on Validation and Firming-Up of SDG Targets	May 30, 2022
CARAGA	1 <sup>st</sup> Semester 2022 SRC-SDG	June 20, 2022
4-A	Regional Progress and Planning Workshop	June 28, 2022
10	Regional Progress and Planning Workshop	July 6, 2022
12	Regional Progress and Planning Workshop	August 3, 2022

# Table of Contents

*Foreword*

*Main Messages*

*Methodology and Process of the Review*

*2021-2022 Table of Activities*

*List of Tables*

*List of Figures*

*List of Acronyms*

Chapter I: Introduction	1
Highlights	5
Chapter II: Deepening Ownership of the SDGs through a Whole-of-Nation Approach	8
a) Establishing and Enabling Environment for the SDGs	9
b) Whole-of-Government	12
c) Whole-of-Society	18
d) Whole-of-Nation PLUS	22
Endnotes	23
Chapter III: Innovative COVID-19 Responses to Mitigate Adverse Impact on SDG Progress	24
a) Health and Resiliency (SDG 3)	25
Best Practice: Project SMILE	25
Progress on the goals	28
1. The impact of the COVID-19 pandemic	29
2. Deepening commitment towards the goals	31
3. Driving innovations and partnerships	32
b) Economic (SDGs 1 and 10)	36
Best Practice: Jollibee Foundation	36
Progress on the goals	39
1. Economic Recovery	41
2. Deepening commitment towards the goals	42
3. Moving the economy forward through innovations	43
c) Social (SDGs 4, 5, 16)	47
Best Practice: Program Classhome	47
Progress on the Goals	49
1. The quality and access to education (SDG 4)	50

2. Gender equality (SDG 5)	52
3. Good governance (SDG 16)	54
d) Environment (SDGs 14 and 15)	57
Best Practice: 1 Million Trees for 1 Bataan (1M41B) Challenge	57
Progress on the Goals	60
1. Life below water (SDG 14)	60
2. Life on land (SDG 15)	60
3. Deepening commitments towards the goals	61
4. Harnessing innovation for the environment	63
Endnotes	67
Chapter IV: Means of Implementation	71
a) Effective Public Financial Management	73
b) Overseas Remittances	73
c) Official Development Assistance	74
d) Results-based management system and Expenditure Tagging	74
e) Partnerships	76
Endnotes	79
Chapter V: SDG Monitoring	80
a) The foundation for the Philippine SDG Monitoring Framework	81
b) The SDG Watch and sustaining monitoring in spite of the COVID-19 pandemic	82
c) SDG adoption and implementation at the local level through a Whole-of-Nation approach using the CBMS	82
d) Continuing effort to enhance and innovate the monitoring of the SDGs	83
Endnotes	84
Chapter VI: Ways forward and Conclusion	85
a) Tapping innovation as an SDG growth driver	86
b) Fortifying existing SDG implementation strategies	86
c) Unlocking our innate whole-of-nation potential	89
d) Strategic Foresight Planning	92
Endnotes	93
Acknowledgments	89
Annex A. SDG Watch 2022	92
Annex B. References	121

# List of Acronyms

<b>1M41B</b>	One Million Trees for One Bataan
<b>4Ps</b>	Pantawid Pamilyang Pilipino Program
<b>ADB</b>	Asian Development Bank
<b>ADM</b>	Alternative Delivery Modes
<b>AEV</b>	Aboitiz Equity Ventures Inc.
<b>AFD</b>	Agence Française de Développement
<b>AFPSD</b>	Asia Pacific Forum on Sustainable Development
<b>AIIB</b>	Asian Infrastructure Investment Bank
<b>ALS</b>	Alternative Learning System
<b>AMWS</b>	Agusan Marsh Wildlife Sanctuary
<b>AN 2040</b>	AmBisyon Natin 2040
<b>ANGOC</b>	Asian NGO Coalition for Agrarian Reform and Rural Development
<b>AR</b>	Accomplishment Reports
<b>ASAPP</b>	Accelerated and Sustainable Anti-Poverty Program
<b>ASEAN</b>	Association of Southeast Asian Nations
<b>BBB</b>	Build, Build, Build
<b>BE-LCP</b>	Basic Education Learning Continuity Plan
<b>BEPCO</b>	Batangas Egg Producers Multi-Purpose Cooperative
<b>BGCI</b>	Botanical Gardens Conservation International
<b>BSD</b>	Business for Sustainable Development
<b>BSP</b>	Bangko Sentral ng Pilipinas
<b>CabSec</b>	Office of Cabinet Secretary
<b>CAR</b>	Cordillera Administrative Region
<b>CBFM</b>	Community Based Forest Management Agreement
<b>CBMS</b>	Community-Based Monitoring System
<b>CCC</b>	Climate Change Commission
<b>CCET</b>	Climate Change Expenditure Tagging
<b>CDP</b>	Comprehensive Development Plan
<b>CEDAW</b>	Convention on the Elimination of All Forms of Discrimination Against Women
<b>CeNS</b>	Centre for Neighbourhood Studies
<b>CHED</b>	Commission on Higher Education
<b>CLUP</b>	Comprehensive Land Use Plans
<b>CMA</b>	Center for Migrant Advocacy Philippines

<b>CMEMP</b>	Coastal and Marine Ecosystems Management Program
<b>COA</b>	Commission on Audit
<b>CoRe-SDGI</b>	Core Regional SDG indicators
<b>COVAX</b>	COVID-19 Vaccines Global Access
<b>COVID-19</b>	Coronavirus Disease 2019
<b>CPA</b>	Citizen Participatory Audit
<b>CREATE</b>	Corporate Recovery and Tax Incentives for Enterprises
<b>CSO</b>	Civil Society Organization
<b>CSR</b>	Cohort Survival Rate
<b>CTRP</b>	Comprehensive Tax Reform Program
<b>CWC</b>	Council for the Welfare of Children
<b>CWD</b>	Children with Disabilities
<b>CY</b>	Calendar Year
<b>DA</b>	Department of Agriculture
<b>DA-BFAR</b>	Department of Agriculture-Bureau of Fisheries and Aquatic Resources
<b>DAO</b>	Department of Environment and Natural Resources Administrative Order
<b>DAR</b>	Department of Agrarian Reform
<b>DBCC</b>	Development Budget Coordination Committee
<b>DBM</b>	Department of Budget and Management
<b>DENR</b>	Department of Environment and Natural Resources
<b>DepEd</b>	Department of Education
<b>DFA</b>	Department of Foreign Affairs
<b>DHSUD</b>	Department of Human Settlements and Urban Development
<b>DICT</b>	Department of Information and Communications Technology
<b>DILG</b>	Department of the Interior and Local Government
<b>DOE</b>	Department of Energy
<b>DOF</b>	Department of Finance
<b>DOH</b>	Department of Health
<b>DOLE</b>	Department of Labor and Employment
<b>DOST</b>	Department of Science and Technology
<b>DOST-FPRDI</b>	Department of Science and Technology-Forest Products Research and Development Institute
<b>DOST-PCHRD</b>	Department of Science and Technology-Philippine Council for Health Research and Development
<b>DOT</b>	Department of Tourism
<b>DOTr</b>	Department of Transportation

<b>DSWD</b>	Department of Social Welfare and Development
<b>DTI</b>	Department of Trade and Industry
<b>EBT</b>	Enterprise-Based Training
<b>ECCD</b>	Early Childhood Care and Development Council
<b>ECCP</b>	European Chamber of Commerce of the Philippines
<b>ECQ</b>	Enhanced Community Quarantine
<b>EDC</b>	Energy Development Corporation
<b>EGSD</b>	Efficient Government Service Delivery
<b>ELL</b>	Elbers, Lanjouw and Lanjouw
<b>E-Net Philippines</b>	Civil Society Network for Education Reforms
<b>EO</b>	Executive Order
<b>EODB</b>	Ease of Doing Business
<b>FAO</b>	Fisheries Administrative Order
	Feasibility Analysis of Syndromic Surveillance Using Spatio-Temporal Epidemiological Modeler for Early Detection of Diseases
<b>FASSTER</b>	
<b>FDI</b>	Foreign Direct Investments
<b>FIES</b>	Food Insecurity Experience Scale
<b>FLECD</b>	Family Life and Early Childhood Development
<b>FMA</b>	Fisheries Management Areas
<b>FPH</b>	First Philippine Holdings Corporation
<b>FY</b>	Fiscal Year
<b>GAD</b>	Gender and Development
<b>GAD LLH</b>	Gender and Development Local Learning Hubs
<b>GBV</b>	Gender-based violence
<b>GCNP</b>	Global Compact Network Philippines
<b>GDP</b>	Gross Domestic Product
<b>GeRL</b>	Gender-Responsive Local Government Unit
<b>GMMS</b>	Gender Mainstreaming Monitoring System
<b>GOCC</b>	Government-Owned or -Controlled Corporation
<b>GoF</b>	Group of Friends
<b>GPB</b>	GAD plans and budgets
	Global Partnership for Effective Development Cooperation
<b>GPEDC</b>	
<b>GRI</b>	Global Reporting Initiative
<b>GrOW</b>	Growing Opportunities for Wealth
<b>GSP</b>	Girl Scouts of the Philippines
	Halal International Chamber of Commerce and Industries of the Philippines, Inc.
<b>HICCIP</b>	
<b>HoR</b>	House of Representatives

<b>HTA</b>	Health Technology Assessment
<b>IAEG-SDG</b>	Interagency Expert Group on SDG Indicators
<b>ICM</b>	International Care Ministries Foundation, Inc.
<b>ICOMOS</b>	International Council on Monuments and Sites
<b>ICSDGS</b>	International Conference on Sustainable Development Goals Statistics
<b>ICT</b>	Information and Communications Technology
<b>IDP</b>	Internally Displaced People
<b>IEC</b>	Information, Education, and Communication
<b>ILSA</b>	International Large-Scale Assessments
<b>IMR</b>	Infant Mortality Rate
<b>INTOSAI</b>	International Organization of Supreme Audit Institutions
<b>IP</b>	Indigenous People
<b>IRA</b>	Internal Revenue Allotment
<b>IUCN</b>	International Union for the Conservation of Nature
<b>JGF</b>	Jollibee Group Foundation
<b>JICA</b>	Japan International Cooperation Agency
<b>JMC</b>	Joint Memorandum Circular
<b>Kcoop</b>	Kabuhayan sa Ganap na Kasarinlan Credit and Savings Cooperative
<b>KDCI</b>	Kasagana-Ka Development Center Inc.
<b>KEXIM-EDCF</b>	Korean Export-Import Bank–Economic Development Cooperation Fund
<b>LCAAP</b>	Local Climate Change Action Plans
<b>LCP</b>	League of Cities Philippines
<b>LDRRMP</b>	Local Disaster Risk Reduction and Management Plans
<b>LFFS</b>	Lapnis-Framed Face Shields
<b>LGU</b>	Local Government Units
<b>LMP</b>	League of Municipalities of the Philippines
<b>LPP</b>	League of Provinces of the Philippines
<b>LSA</b>	Learning Support Aides
<b>M&amp;E</b>	Monitoring and Evaluation
<b>MARADECA</b>	Maranao People Development Center, Inc.
<b>MBC</b>	Makati Business Club
<b>MCW</b>	Magna Carta of Women
<b>MDG</b>	Millennium Development Goals
<b>MOU</b>	Memorandum of Understanding
<b>MPA</b>	Marine Protected Areas
<b>MSME</b>	Micro, Small, and Medium Enterprises
<b>NAR</b>	Nutritionally-at-risk

<b>NAST</b>	National Academy of Science and Technology
<b>NBP</b>	National Broadband Plan
<b>NCD</b>	Non-Communicable Diseases
<b>NDRP</b>	National Disaster Response Plan
<b>NEDA</b>	National Economic and Development Authority
<b>NER</b>	Net Enrollment Rate
<b>NGA</b>	National Government Agencies
<b>NGO</b>	Non-Government Organizations
<b>NHIP</b>	National Health Insurance Program
<b>NIASD</b>	National Innovation Agenda and Strategy Document
<b>NIC</b>	National Innovation Council
<b>NIPAS</b>	National Integrated Protected Areas System
<b>NNC</b>	National Nutrition Council
<b>NPOA-ML</b>	National Plan of Action for the Prevention, Reduction, and Management of Marine Litter
<b>NSDS</b>	National Strategies for the Development of Statistics
<b>NTA</b>	National Tax Allotment
<b>NTP</b>	National Transport Policy
<b>OCD</b>	Office of Civil Defense
<b>ODA</b>	Official Development Assistance
<b>ODESGA</b>	Office of the Deputy Executive Secretary for General Administration
<b>OP</b>	Office of the President
<b>OFW</b>	Overseas Filipino Workers
<b>OSPC</b>	Senate of the Philippines - Office of Sen. Pia Cayetano
<b>PA</b>	Protected Areas
<b>PAM</b>	Policies and Measures
<b>PAP</b>	Programs, Activities and Projects
<b>PARIS21</b>	Partnership in Statistics for Development in the 21st Century
<b>PBEd</b>	Philippine Business for Education
<b>PBSP</b>	Philippine Business for Social Progress
<b>PCAARRD</b>	Philippine Council for Agriculture, Aquatic and Natural Resources Research and Development
<b>PCCI</b>	Philippine Chamber of Commerce and Industry
<b>PCHRD</b>	Philippine Council for Health Research Development
<b>PCW</b>	Philippine Commission on Women
<b>PDP</b>	Philippine Development Plan
<b>PDRS</b>	Project Development and Other Related Studies
<b>PESO</b>	Public Employment Service Office

**PG-ENRO**

**PhilDHRRA**

**PhilGAP**

**PhilSys**

**PH-NDC**

**PIDS**

**PIO-MIS**

**PIP**

**PIPOL**

**PNP**

**PNVSCA**

**POEA**

**POPCOM**

**PPE**

**PPP**

**PPSA**

**PRESENT**

**PRRM**

**PSA**

**PSDP**

**PSRTI**

**PSS**

**PUI**

**PUM**

**PUV**

**PWD**

**RDP**

**RSC-SDG**

**RT-PCR**

**SAE**

**SBCC**

**SBFP**

**SCP**

**SC-SDG**

**SDG**

**SFP**

**SGLG**

Provincial Government – Environment and Natural Resources Office

Philippine Partnership for the Development of Human Resources in Rural Areas

Philippine Good Agricultural Practices

Philippine Identification System

Philippines' first Nationally Determined Contribution

Philippine Institute for Development Studies

Public Information Office – Management Information System

Public Investment Program

Public Investment Program Online

Philippine National Police

Philippine National Volunteer Service Coordinating Agency

Philippine Overseas Employment Administration

Commission on Population and Development

Personal Protective Equipment

Public-private Partnership

Philippines Partnership for Sustainable Agriculture

Poverty Reduction through Social Entrepreneurship

Philippine Rural Reconstruction Movement

Philippine Statistics Authority

Philippine Statistical Development Program

Philippine Statistical Research and Training Institute

Philippine Statistical System

Persons Under Investigation

Persons Under Monitoring

Public Utility Vehicle

Persons with Disabilities

Regional Development Plans

Regional Sub-Committees on SDGs

Reverse transcription polymerase chain reaction

Small Area Estimation

Social and Behavior Change Communication

School-based Feeding Program

Service Contracting Program

Sub-Committee on the SDGs

Sustainable Development Goal

Supplementary Feeding Program

Seal of Good Local Governance

<b>SGV &amp; Co</b>	SyCip Gorres Velayo & Company
<b>SIDP</b>	Sustainable Integrated Development Plan
<b>SK</b>	Sangguniang Kabataan
<b>SRHR</b>	Sexual Reproductive Health and Rights
<b>SSC and TrC</b>	South-South and Triangular Cooperation
<b>SSMD</b>	Seedling Survival Monitoring Database
<b>STD</b>	sexually transmitted diseases
<b>StuFAP</b>	Student Financial Assistance Programs
<b>sTWG</b>	Sub-Technical Working Group
<b>SUC</b>	State Universities and Colleges
<b>SUDP</b>	Sustainable Urban Development Plan
<b>SWP</b>	Social Watch Philippines
<b>T3</b>	Test, Trace, and Treat
<b>TB</b>	Tuberculosis
<b>TESDA</b>	Technical Education and Skills Development Authority
<b>TOP</b>	TESDA Online Program
<b>TRAIN</b>	Tax Reform for Acceleration and Inclusion
<b>TUPAD</b>	Tulong Panghanapbuhay sa Ating Disadvantaged/ Displaced Workers
<b>TVET</b>	Technical and Vocational Education and Training
<b>TWG</b>	Technical Working Groups
<b>U5MR</b>	Under-5 Mortality Rate
<b>UCC</b>	Urban Carrying Capacity
<b>UCCA</b>	Urban Carrying Capacity Assessments
<b>UHC</b>	Universal Health Care
<b>UNDP</b>	United Nations Development Programme
<b>UNESCAP</b>	United Nations Economic and Social Commission for Asia and the Pacific
<b>UNFCCC</b>	United Nations Framework Convention on Climate Change
<b>UNICEF</b>	United Nations International Children's Emergency Fund
<b>UniFAST</b>	Unified Financial Assistance for Students in Tertiary Education
<b>UNRCO</b>	United Nations Resident Coordinator Office
<b>UNSC</b>	United Nations Statistical Commission
<b>UPLB</b>	University of the Philippines Los Baños
<b>VAT</b>	Value-Added Tax
<b>VAWC</b>	Violence Against Women and their children

<b>VLR</b>	Voluntary Local Review
<b>VNR</b>	Voluntary National Review
<b>VSR</b>	Voluntary Sub-national Review
<b>WAVES</b>	Wealth Accounting and the Valuation of Ecosystem Services
<b>WEAP</b>	Water Evaluation and Planning
<b>WHO</b>	World Health Organization
<b>WRAO</b>	We Recover As One Report

# List of Figures

- Figure 1.** Daily new confirmed COVID-19 cases
- Figure 2.** Updated Philippine Development Plan Framework 2017-2022
- Figure 3.** Key Interactions of SDG 3.3 in Fighting Communicable Diseases
- Figure 4.** Sub-committee on SDGs Coordination Structure
- Figure 5.** Regional SDG Projects, Activities, and Programs (PAP) Submissions
- Figure 6.** Choropleth Mapping of Non-Government SDG Projects, Activities, and Programs from Stakeholders' Chamber
- Figure 7.** Map of 1M41B Planting Sites
- Figure 8.** Total government revenue as a proportion of GDP
- Figure 9.** Total amount of Official Development Assistance from 2016-2020 (in million USD)
- Figure 10.** ODA Programs and Projects Supporting the SDGs
- Figure 11.** Futures Thinking and Scenario Planning Strategy

# List of Tables

- Table 1.** Progress on Goal 3: Ensure healthy lives and promote well-being for all at all ages
- Table 2.** Progress on Goal 1: Eradicate extreme poverty and hunger
- Table 3.** Progress on Goal 10: Reduce Inequality within and among countries
- Table 4.** Beneficiaries of Program Classhome per Grade Level and Sex
- Table 5.** Progress on Goal 4: Ensure inclusive and quality education for all and promote lifelong learning
- Table 6.** Progress on Goal 5: Achieve gender equality and empower all women and girls
- Table 7.** Progress on Goal 14: Life below water
- Table 8.** Progress on Goal 15: Life on land



# Introduction

The Philippines has sought to improve the way sustainable development is being implemented since the Post-2015 Development Agenda. In its 2016 VNR, the Philippines reported that development disparities persist between geographic locations and population groups. Reeling from this unfinished business and with the outset of the SDGs, the Philippines has resolved to do better. It has committed to good governance, a more cohesive governmental approach and implementation plan, and the utilization of a robust data monitoring system.

The first step the country took to turn this into reality was with the new long-term vision that was set in 2016 called *AmBisyon Natin 2040*. This vision guides the PDP, the medium-term development plan of the country. For the period 2017 to 2022, the goal is to establish the foundation for inclusive and equitable economic development, a high-trust and resilient society, and a globally competitive knowledge economy. This is in line with the core principle of the SDGs to eradicate poverty while protecting the environment. *AmBisyon Natin 2040* therefore laid the groundwork for the country's commitment and realization to *leave no one behind*.<sup>1</sup>

However, progress was interrupted in 2020 when COVID-19 struck and the government had to enforce quarantine protocols in many parts of the country. These were enacted to keep the virus from spreading and to save lives. This



led to the contraction of the country's Gross Domestic Product (GDP) in 2020 by 9.5 percent.<sup>2</sup> Many livelihoods and jobs were temporarily disrupted; some businesses had to close down permanently.

To reduce the adverse impact, government implemented emergency measures targeting the furthest behind first. Relief aid, emergency employment, and cash assistance were given to the poorest of the poor and also to displaced workers and affected businesses. Alternative mechanisms for delivery of education services were established to ensure learning continuity. Subsequent improvement of the health infrastructure was accelerated while ongoing poverty eradication programs and infrastructure projects were sustained.

In 2021, there was an economic turnaround with a growth rate of 5.7 percent, from the contraction in 2020. This has been sustained in 2022.<sup>3</sup>

The story of the Philippines' third VNR entitled "Rekindling Commitment and Using Innovation to Accelerate Recovery and Ensure Progress to Achieve the SDGs in 2030 and our *AmBisyon Natin* 2040" revolves around how we will endeavor to achieve our long-term vision rising from the challenges of a post-pandemic world. It will chart what we have learned so far and set the foundation for the future we envision.

To enable this, the country has gone to great lengths to incorporate the SDGs in its development plans even amidst the pandemic. The Updated Philippine Development Plan (PDP), shown in Figure 2, has taken the original strategic framework from 2017 and made a conscious effort to align all the goals to the framework while reshaping our short-term objective to building resilience.<sup>4</sup> This way, the Philippines is guided by a long-term trajectory and is equipped to deal with the immediate challenges.

The Philippines has also sustained a Whole-of-Government and Whole-of-Society approach towards the SDGs which we began in 2016. Such a global agenda should not remain in the realm of policy makers and technocrats alone nor should it be a concern only of the national government. Thus, we brought down the SDGs to the village level, understanding the concerns of each and every Filipino. Deepening ownership of the SDGs is about encouraging the localities so they themselves set their own priorities. This enshrines an



Figure 2. Updated Philippine Development Plan Framework 2017-2022 with SDG interlinkages

organic assimilation of the SDGs in the country that is bottom-up rather than top-down.

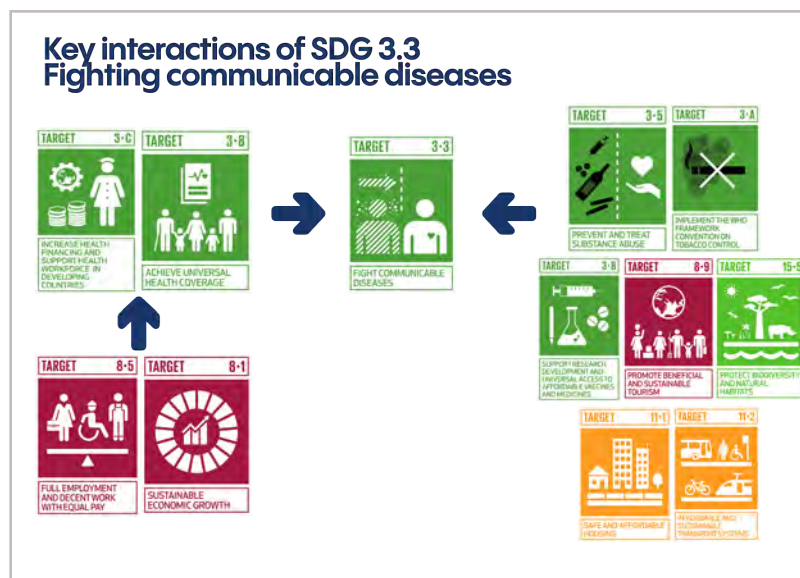


Figure 3. Key Interactions of SDG 3.3 in Fighting Communicable Diseases

The bigger challenge during the COVID-19 pandemic is to rekindle the commitment to the SDGs, not just of Goal 3, and to emphasize the interconnectedness of the goals (see Figure 3). Even during our COVID-19 experience, we have sought to formulate our recovery strategy using the 2030

Agenda in order to illustrate the usefulness of the agenda in development planning.

A Whole-of-Nation endeavor for the Philippines, all aspiring for the World and Life We Want, is the ultimate expression of our established Whole-of-Government and Whole-of-Society practices.

This is how we approached the 17 SDGs in this VNR. With a special focus on goals 4, 5, 14, 15, our progress is discussed in four clusters— Health and Resiliency, Economic, Social, and Environment. Acknowledging the interconnectedness of all the goals and the importance of approaching them not in silos but as a whole, we have measured and reported progress through these clusters.

Looking towards the future, ensuring progress in a post-pandemic world will be our real challenge. The scars of the health crisis are still evident while the hairline fractures will only begin to show their effects many years from now.

It is for this reason that we dedicated this VNR to not only report on our progress but to also chart our way ahead to year 2030 and 2040. In this journey we will need sustained international support. This will be coupled with an effective means of implementation which is embodied by responsible public financial management and an efficient and responsive public sector. A deliberate monitoring system has also served the Philippines well in gauging our progress towards the SDGs.

Currently, the pace of our progress is sufficient, but we want to raise the bar higher. This 2022 VNR is the impetus for our Acceleration Roadmap. Guided by a national innovation agenda, we will be mobilizing innovation ecosystems as a key driver for inclusive, resilient, and sustainable growth. Encouraging innovations and deepening existing commitments, strategies, and mechanisms will be key to ensure that we realize the World We Want and the Life We Want, *AmBisyon Natin 2040*.

# Highlights

## Financing plan and effective resource mobilization

Effective public financial management is a key priority for SDG implementation in the Philippines. It has been a significant focus of the country where policies and programs have been launched to better steer domestic resource flows. The Philippines also enacted tax reforms to make the tax system fairer and more efficient. The Sin tax law levies higher taxes on tobacco products, sugary drinks, and environmentally harmful industries such as mining and coal production. It is mandated by law that 20 percent of the revenue from sin taxes goes to funding SDG-focused programs.



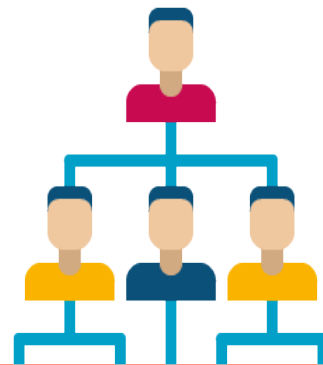
## Robust monitoring system

The country monitors the progress of the SDGs through the SDG Watch compiled by the Philippine Statistics Authority (PSA). The SDG Watch is conducted annually, providing the Philippines with the ability to accurately and regularly measure progress. This year, the Philippines will undergo a review of its SDG indicators to ensure that our performance with respect to the SDGs is always meaningful to Filipinos. This is complemented by other systems such as the Community-Based Monitoring System (CBMS) which gathers data at the household level offering a more vivid picture of what is happening on the ground.



## Institutionalized multistakeholder engagements

People are at the heart of how the Philippines will attain the SDGs. It is for this reason that the country has regularly consulted the private sector, civil society, academia, and other non-state actors since the beginning of the 2030 Agenda. By 2022, the Philippines heralded its Stakeholders' Chamber, an institutionalized process that brings together industry leaders and people's organizations to spur dialogue and solicit recommendations on how better to achieve the SDGs. Moving forward, the Stakeholders' Chamber is set to grow both in number and mandate.



## Ownership of the SDGs at the national and local level

The SDGs have been integrated into the Philippines' governance structures through its Sub-Committee on Sustainable Development Goals (SC-SDG). It is part and parcel of the Philippines' medium-term development plans which directs the policies and programs of the country. In recent years, the SC-SDG has worked to cascade the SDGs into subnational and local levels, providing them with the know-how and the tools to be able to set their priorities and align them with the SDGs. This assures that the achievement of the SDGs does not remain on paper but is truly felt on the ground.



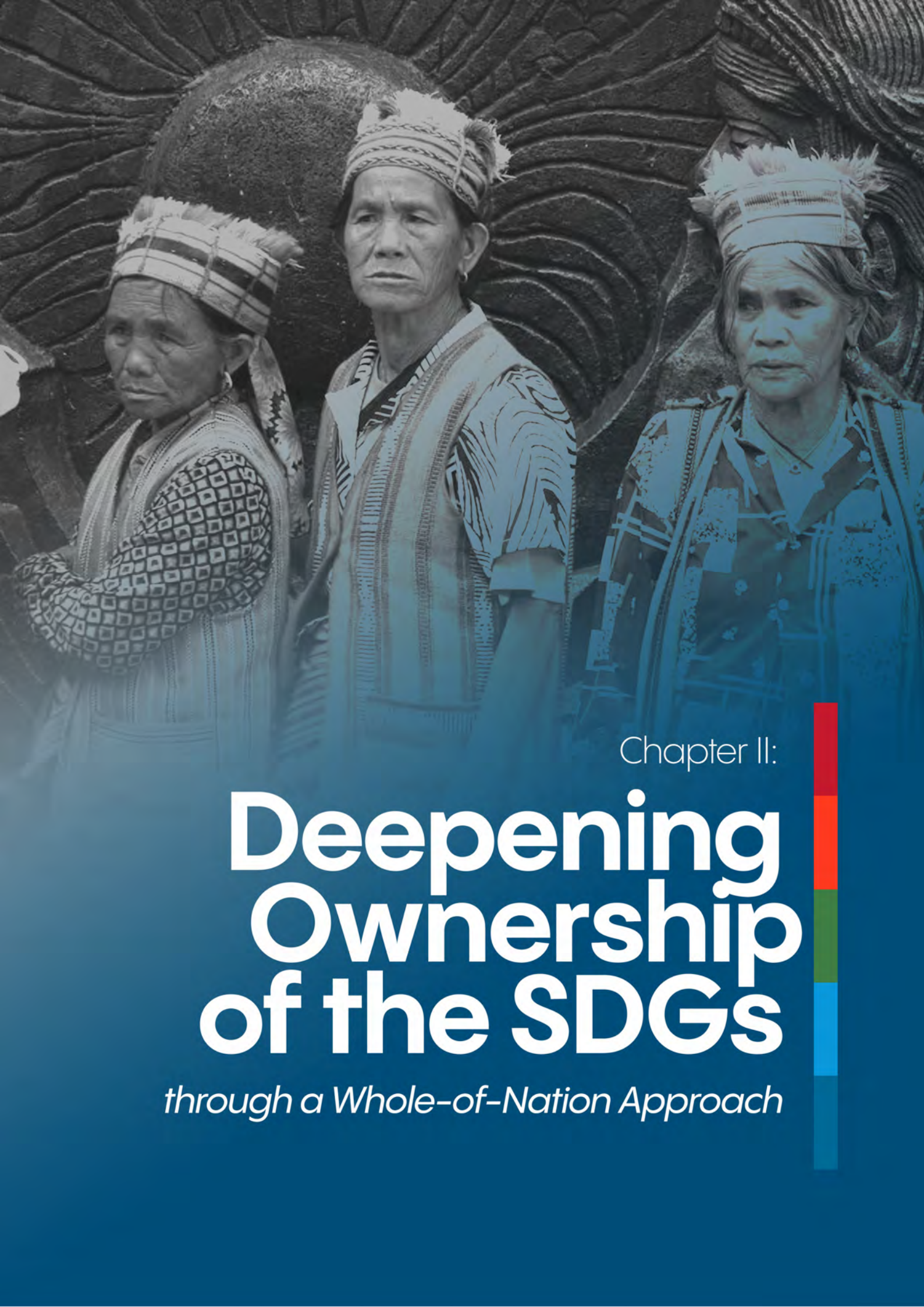
### Endnotes

<sup>1</sup> National Economic Development Authority (n.d.). AmBisyon Natin 2040. Retrieved from: [https://2040.neda.gov.ph/wp-content/uploads/2022/02/2162022\\_A-Long-Term-Vision-for-the-Philippines.pdf](https://2040.neda.gov.ph/wp-content/uploads/2022/02/2162022_A-Long-Term-Vision-for-the-Philippines.pdf)

<sup>2</sup> Philippine Statistics Authority (2021). Philippine GDP posts -8.3 percent in the fourth quarter of 2020; -9.5 percent for full-year of 2020. Retrieved from: <https://psa.gov.ph/content/philippine-gdp-posts-83-percent-fourth-quarter-2020-95-percent-full-year-2020>

<sup>3</sup> Philippine Statistics Authority (2022). PSA Releases Annual Revisions of the National Accounts of the Philippines. Retrieved from: <https://psa.gov.ph/content/psa-releases-annual-revisions-national-accounts-philippines-0>

<sup>4</sup> National Economic Development Authority (2021). Updated Philippine Development Plan 2017- 2022 Retrieved from: <https://pdp.neda.gov.ph/updated-pdp-2017-2022/>



Chapter II:

# Deepening Ownership of the SDGs

*through a Whole-of-Nation Approach*

## II. Deepening Ownership of the SDGs through a Whole-of-Nation approach

Expanding the integration of the Sustainable Development Goals (SDGs) into all agencies of government and sectors of society has deepened ownership of the 2030 Agenda in both policy and practice. This chapter on ownership charts the maturity and impact of the Philippines' incorporation of the SDGs in its national, subnational, and local frameworks and governance structures. Such a process did not occur overnight. The Philippine experiences in Millennium Development Goals (MDG) implementation, and first and second VNR processes, set into motion the importance of mobilizing the entire nation to work towards sustainability and the pursuit of the global goals and a better life for all.

The beginning of this chapter will expound on the enabling environment that had been created for the seamless integration of the SDGs into the national frameworks of the Philippines. The succeeding discussion showcases the country's Whole-of-Government and Whole-of-Society approach that successfully aligned government structures and policies in the country but also enjoined non-state actors to truly realize a Whole-of-Nation endeavor. Finally, the concluding discussion shows how the Philippines through a Whole-of-Nation PLUS approach, plans to accelerate the attainment of the SDGs.

### A. Establishing an Enabling Environment for the SDGs

#### *Lessons learned from the implementation of the Millennium Development Goals (MDGs)*

Informed by the experiences from the implementation of the MDGs, the Philippines set forth to deliver on the SDGs using a responsive and people-centered governance. This was made possible through, first, an implementation plan focused on the integration of the core principles of the SDGs in Philippine policies and processes. This includes programs that build resilience, especially of the poor or near poor, against natural and man-made hazards and economic shocks. Second, a clear assignment of responsibilities consistent and complementary with the governance structure, ensuring strengthened cross-sectoral coordination and orchestration of actions. Third, an appropriate data

monitoring system and financing plan to reinforce the accountability mechanism. Lastly, a sustained commitment across all stakeholders in the society-government, private sector, civil society, and international community.<sup>1</sup>

#### *Philippine Development Plan (PDP) 2017-2022 and Regional Development Plans (RDPs)*

The initial pillar of the Philippines' establishment of an enabling environment for the SDGs is its policy and planning structure. The SDGs were adopted to the strategic framework of the Philippine Development Plan 2017-2022 (PDP). PDPs contain the government's medium-term socioeconomic policies, strategies, and programs and are geared towards attaining the country's long-term vision of *AmBisyon Natin 2040*.

The SDGs have also been cascaded to the subnational level through their inclusion in RDPs. To facilitate the localization of the SDGs in the country, the Department of the Interior and Local Government (DILG) together with National Economic and Development Authority (NEDA) issued Joint Memorandum Circular (JMC) No. 01-2018.<sup>2</sup> This provided the guidelines on the localization of PDP results matrices and the SDGs which bound subnational and local governments to create programs, activities, and projects (PAPs) that can contribute to the achievement of the PDP and SDG targets.<sup>3</sup>

### *Parliamentary arrangements on the SDGs*

The enabling environment for the SDGs is supported by another pillar— its integration into the Philippine legislature. The Philippine Congress composed of the Senate and the House of Representatives created their respective committees on the SDGs to ensure responsiveness of legislation to national programs, priorities, and financial plans on sustainable development.

The Philippine Senate Resolution 122 established the Committee on SDGs, Innovations, and Futures Thinking to oversee the country's progress in the implementation of the SDGs.<sup>4</sup> Originally a special Committee on the SDGs, the House of Representatives elevated this into a standing committee in 2020, recognizing the critical role legislators play in the implementation of the SDGs in the country. Through these committees,

Congress secured additional financing for the SDGs. RA 11346 (2020) earmarked revenues from excise taxes on tobacco products, e-cigarettes, and sugar-sweetened beverages to fund the universal health care (UHC) program.<sup>5</sup> RA 11467 (2020) further increased funding for the SDGs. This law allotted to UHC 60% of revenues collected from sales of products subjected to sin taxes, and allotted 20% of the revenues to SDG-related activities. The remaining 20% will be spent for medical assistance and health facilities. The law also exempted from Value-Added Tax the sale and importation of prescription medicines for diabetes, high cholesterol and hypertension. By 2023, medicine for cancer, mental illness, tuberculosis and kidney diseases will also be covered. Such sustainable and efficient funding sources laid the foundation for an affordable and accessible health care system, and prioritized SDG programs and projects.

In addition, the House of Representatives approved House Resolution No. 565 which adopts the SDGs as the framework of legislative measures to be crafted and enacted in the 18<sup>th</sup> Congress.<sup>6</sup> It commits that the legislative body should hold at least one congressional hearing every regular session of the 18<sup>th</sup> congress primarily on the SDGs. The committee will enact legislation to facilitate the achievement of the SDGs, and propose ways to incentivize the adoption of the SDG framework into the monitoring and evaluation protocols of government agencies, local government units, and others.

### *COVID-19 Pandemic and the We Recover As One (WRAO) Strategies*

Prior to the pandemic, the Philippines was ahead in its drive to eradicate poverty. The country was four years ahead of schedule when it lifted about six million Filipinos out of poverty by 2018. However, the shock of COVID-19 forced the country to enact drastic measures in the interest of public health and the preservation of lives. This came in the form of community quarantines and mobility restrictions that slowed down the country's industry and economy. Gains from prior years were eroded.<sup>7</sup>

The Philippines, despite the pandemic, continued to uphold its commitments to the SDGs, particularly on the principle of *leaving no one behind*. In its *We Recover As One* report (WRAO), the country identified programs, activities, and projects that were to be prioritized for the country's COVID-19 response.<sup>8</sup> This enabled the Philippines to realign the budgets of most government agencies and augment the fund for immediate health and social protection requirements for the most affected sectors, especially the poor, vulnerable, and marginalized sectors. Online public surveys were held to rapidly assess the impact of the pandemic and the subsequent lockdowns on consumers, businesses, and the agricultural sector.

Despite funneling resources and efforts to curb the impact of the COVID-19 pandemic, the Philippines still stayed true to core tenets of the SDGs. Through emergency legislation, the country provided financial assistance to those

furthest behind. Comparing the income of families from the bottom eight deciles during the first trimester of 2021 to 2018, this has increased 5.5% on average. This is in contrast to the top two deciles whose income declined by 1.5% and 5.5% respectively.<sup>9</sup> Moreover, to mitigate the adverse impacts of the pandemic on the environment, the government enacted policies and guidelines on the management of hazardous wastes. These cover the continued and unhampered operations and management, transportation, treatment, and disposal of waste of essential industries in order to prevent or avoid the likelihood of environmental contamination.<sup>10</sup>

The same level of commitment can also be found in the entirety of government. Progress on establishing an enabling environment for the SDGs continued in the Philippines' national framework and structures of government. This signified not only the country's commitment to the 2030 Agenda but also the acknowledgement that only through focusing on the SDGs can we accelerate recovery and become resilient.

## B. Whole-of-Government

### 1. National frameworks and governance structures

#### *Updated Philippine Development Plan<sup>11</sup>*

Taking into account the COVID-19 pandemic and how it disrupted every aspect of the country's development trajectory, the PDP was given a mid-cycle update to better respond to the needs of the time. An inter-agency effort was convened to revisit targets and repurpose strategies to overcome the obstacles brought about by the pandemic and sustain the country's trajectory towards the 2030 Agenda and *AmBisyon Natin* 2040.

Enhancing the PDP therefore became a priority. This process took a multi-faceted approach, taking into consideration the political, economic, social, technological, ecological, and legal dimensions of the new landscape. Inclusivity and transparency were also enshrined in this process where public consultations allowed for the integration of the priorities and inputs from various stakeholders and communities.

The updated PDP (see *Figure 2*) distinguishes itself by having a core focus on resilience. The intensive and cross-sectoral review of the needs of the country in the new normal gave birth to five complementary programs predicated on building resiliency in every part of the community from individuals and families to businesses and government. Taking into account the recommendations and findings in the WRAO, the updated PDP highlights five priority programs designed to build the resilience of individuals, families, businesses, government, and society under the new normal: (1) health system improvement; (2) food security and resiliency; (3) learning continuity; (4) digital transformation; and (5) regional development. These programs correspond to the core principles of the SDGs on sustainability and *leaving no one behind*.

In addition, the updated PDP continues to incorporate the National Spatial Strategy which sets the direction of future growth, promoting sustainable human settlements development, access to social services, integration of leading and lagging regions, and building resilience.

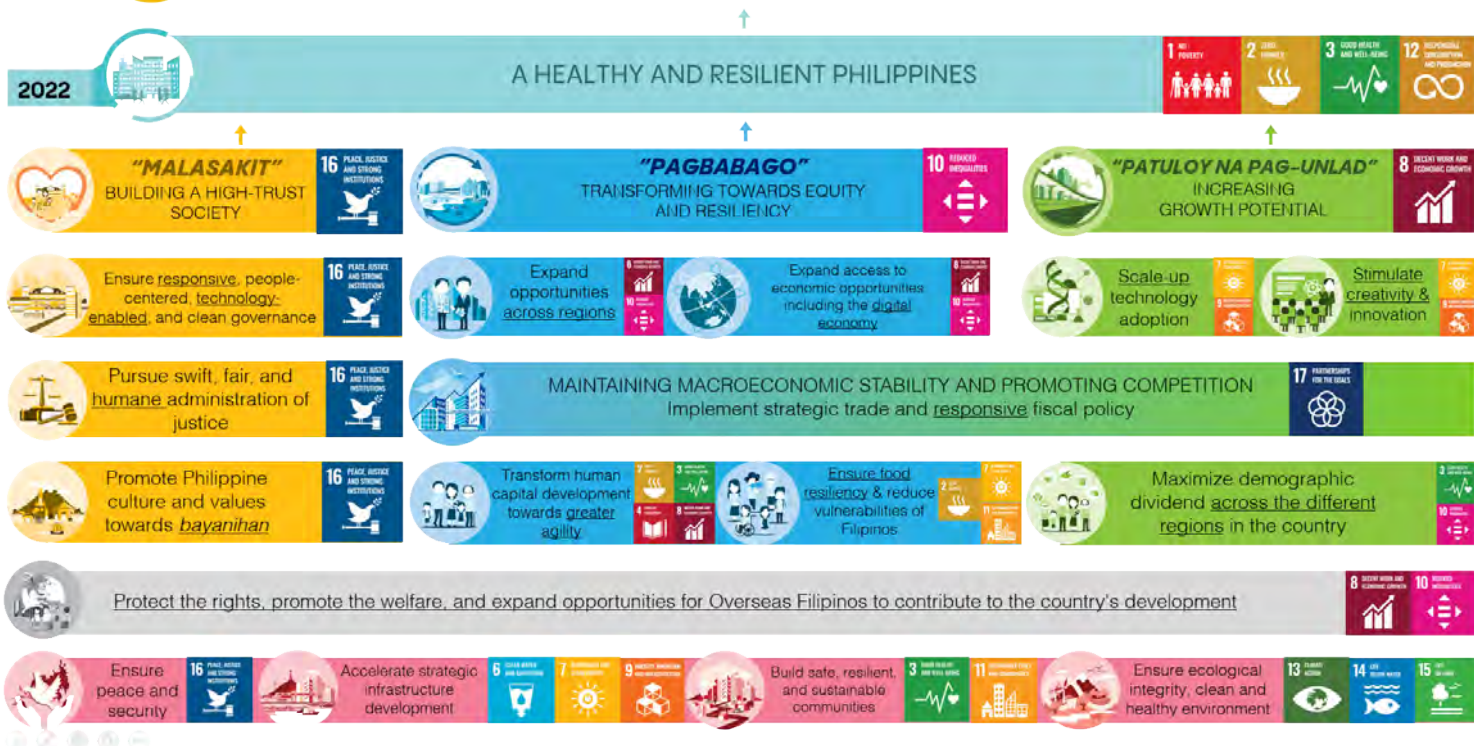


Figure 2. Updated Philippine Development Plan Framework 2017-2022 with SDG interlinkages (as seen on Introduction)

As before, the SDGs were integrated in the strategic framework of the updated PDP. The Updated PDP nevertheless retains the very core aspect of the framework in realizing an end to poverty and hunger. As seen in the framework, the updated PDP focuses on SDG 3 with the 2022 goal of attaining a healthy and resilient Philippines by investing on the improvement of the health system to mitigate the impacts of the COVID-19 and to reduce threats posed by other communicable diseases. A stringent focus on reducing inequalities is also introduced under the areas of equity, resiliency, and economic growth (SDG 10). At the same time, focus on affordable and clean energy is emphasized towards the country's thrust into innovation, science and technology, and in ensuring food resiliency and reduced vulnerabilities for Filipinos (SDG 7).

### *Sub-committee on Sustainable Development Goals (SC-SDGs) and its Technical Working Groups (TWG)<sup>12</sup>*

The integration of the SDGs goes beyond just the Philippines' national frameworks. To be effective, the SDGs should also be integrated at all branches and levels of the government, from the legislative to executive branches. At the beginning of the country's implementation of the SDGs in 2016 there were no official mechanisms yet in place to coordinate how the SDGs would figure into the plans, priorities, and even activities of various levels of the government. Only by the Philippines' 2019 VNR was there an effort to pursue an institutionalized structure that will bring different line agencies and facets of government together in the lens of the SDGs.

During its 177<sup>th</sup> meeting in 2019, the Development Budget Coordination Committee (DBCC) approved the



has gone in providing an enabling environment for the SDGs, the Commission on Audit (COA) conducted the Performance Audit of Preparedness for Implementation of SDGs. This is in support of the cross-cutting priorities of the International Organization of Supreme Audit Institutions (INTOSAI) on the SDGs. The audit assessed how the Philippines has provided an enabling environment for the following areas: a) government's adaptation of the 2030 Agenda and SDGs into its national context; b) means of implementation; and c) mechanism for monitoring, follow-up, and review.

The findings show that significant progress has been made with respect to the integration of the 2030 Agenda into the national context. There are also ongoing initiatives yet to be assessed but are expected to contribute to this progress. These range from the development of communication strategies including awareness raising to strengthening coordination among multistakeholder bodies on sustainable development. Looking ahead, COA also identifies that there remains room for improvement especially on capacity building enhancement, policy formulation, and monitoring database of the national and subnational level.

## 2. Subnational mechanisms and localization of the SDGs

### *Adopting the SDGs in subnational frameworks<sup>14</sup>*

On-the-ground SDG implementation can only be measured at the subnational and local levels. After the Philippines' integration and institutionalization of

SDG implementation into its national frameworks and governance structures, the next step was to translate the SDGs in the country's local realities. This is to account for the geographic realities of the Philippines with its archipelagic make-up and diverse localities.

The country underscores the importance of regional planning to address the uneven economic and social development in the country. The RDPs serve as the blueprint of the regions in coming up with strategic and responsive policies that will maximize their comparative advantage while ensuring alignment with the national development agenda. The RDPs are likewise updated to take into consideration the SDGs and the new goal for a healthy and resilient Philippines.

### *Mandanas-Garcia Supreme Court Ruling and its relation to the localization of the SDGs<sup>15</sup>*

The Supreme Court ruling on the Mandanas-Garcia case increases the National Tax Allotment (NTA) of Local Government Units (LGUs) as it expands the NTA base to include customs revenues. For FY 2022, the NTA is estimated at PHP 959 billion, 37.9 percent higher than the FY 2021 shares of LGUs, and 23.9 percent higher than the estimated FY 2022 NTA prior to the ruling.<sup>16</sup>

In view of the ruling, Executive Order 138, series of 2021 mandated concerned government agencies and all local government units (LGUs) to prepare their respective devolution transition plans (DTP), including information campaign

and capacity development of LGUs. In addition, the growth equity fund (GEF) will also be provided to financially and technically challenged LGUs to level the playing field in the implementation of devolved services.

The Mandanas-Garcia ruling increased the resources that local governments will receive but also expanded their responsibilities and mandate. This policy on full devolution gave local governments an even more central role in SDG implementation. Given this greater role and responsibility, the enactment of the Community-based Monitoring System (CBMS) Act and the compilation of the Provincial Product Accounts can serve as localized tools to help local governments better understand realities on the ground and design programs accordingly. The use of more robust and accurate data allows for better targeting of beneficiaries, conducting analysis, and monitoring impact over time – all towards the collective commitment of *leaving no one behind*. These innovations are also planned to guide future policies to further fast-track SDG implementation.

#### *Regional Sub-committee on the Sustainable Development Goals (RSC-SDGs)<sup>17</sup>*

To enable the effective implementation and monitoring of the SDGs, the special RSC-SDGs were created to be a responsive, participative, and accountable institutional mechanism at the local level which aligns with the national government. Similar to the national process, the regional sub-

committees also have a secretariat and TWGs that support its work. Their structure and composition, however, are different. Some regions develop unique TWGs dedicated to sectors such as Indigenous Peoples Concerns, Watershed, or Infrastructure. Allowing regions to pattern their structures after their own respective individual needs enabled an organic and further deepening of ownership and streamlining of the SDGs at the local level.

#### *SDG Programs, Activities, and Projects (PAPs) and other initiatives at subnational and local levels*

There are numerous PAPs being implemented across the country (see *Figure 5*). The challenge is to harmonize them all and to direct them towards a major concerted effort for attaining the 2030 Agenda. The Philippines began by collating these individual efforts and systemizing a process that will allow the government to see unique insights on how to better capacitate the subnational and local government units. The PAPs are organically developed at the subnational level mirroring the different priorities and the socioeconomic realities across the country.

Naturally, the kind of PAPs being implemented across the country varies. Some are focused on the efficient delivery of services for the empowerment and participation of the unserved and underserved communities in development (e.g., out-of-school youths, people with disabilities, senior citizens, Overseas Filipino Workers, etc.), while others are more focused on

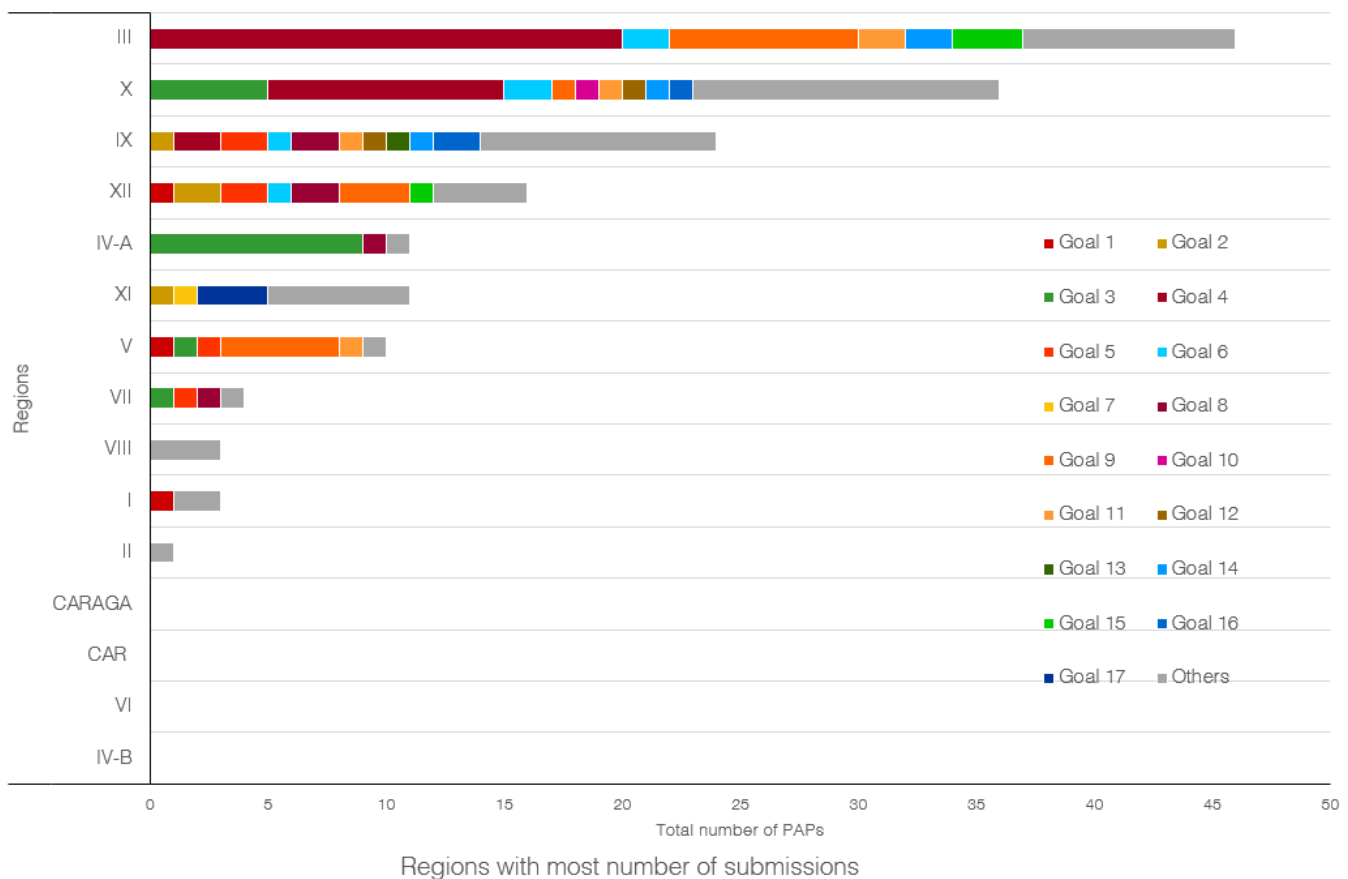


Figure 5. Regional SDG Programs, Activities, and Projects (PAP) Submissions

promoting sustainability through investing in renewable energy or conservation (e.g. Water Evaluation and Planning Model or WEAP, and the Urban Carrying Capacity Assessments or UCCA). These are cross-sectoral and multidimensional. The underlying theme that connects them all is their valuable contribution to the SDGs which also makes development more meaningful for villages, communities, and individuals on the ground.

## C. Whole-of-Society

The Philippines values the critical role and intrinsic value of stakeholders in the pursuit of sustainable development and the 2030 Agenda. This is the reason for the government's integration of parliament structures into the SC-SDG. To truly realize a Whole-of-Society approach, the government has also invested heavily on its work with non-state actors. It has gone further and established an institutionalized multistakeholder mechanism called the Stakeholders' Chamber.

### 1. The Philippines' long-standing stakeholder engagement

The country already has a storied history of engagement with stakeholders for the SDGs. The country's 2016 VNR, for instance, featured key contributions by stakeholders. This continued in the Philippines' subsequent 2019 VNR, for which consultations were attended by civil society organizations (CSOs), academic institutions, media, and business consortia. There were also various engagements with stakeholders spearheaded by different government agencies such as the Philippine Statistics Authority which organized the 2017 International Conference on Sustainable Development Goals Statistics (ICSDBGS).

- Leaving no Juana behind (achieving gender-related SDGs amidst the pandemic)
- Discussions with the Philippine Institute of Chemical Engineers
- Discussions with Ayala Foundation, the corporate social responsibility arm of one of the largest conglomerates

in the country.

- Discussion with the Global Compact Network Philippines (GCNP) General Assembly on how the private sector can best contribute to the national long-term vision and SDG implementation

### 2. Stakeholders' Chamber

Up until this point, government-stakeholder consultations remained episodic. In the spirit of a more robust mechanism for SDG implementation and to ensure that no one gets left behind, the Stakeholders' Chamber was established. The chamber is now the official channel to consolidate inputs and feedback from different stakeholders. It has developed to be part and parcel of the government's initiative to institutionalize the SDG process in the country.

The chamber in its initial form in 2022 is composed of a total of 42 organizations from the private sector, academic institutions, civil society, and other groups. Stakeholders are chosen based on an accessible but robust set of merit criteria that was co-developed with key stakeholders. Diversity of stakeholders as well as the inclusion of groups that engage the vulnerable and marginalized sectors of society are also well integrated to ensure affirmative action and the highest degree of inclusiveness consistent with the aspirations of the 2030 Agenda.

To better facilitate how the Stakeholders' Chamber will inform the government, the chamber is also sub-divided into four thematic groups (Environment, Social, Economic and Peace, Security & Governance) that mirror the four TWGs

of the government. The Stakeholders' Chamber is also designed to directly inform the government on all areas of SDG implementation. This ensures maximum inclusivity and policy coherence between government agencies and the stakeholders.

### *Stakeholders' Chamber and the 2022 VNR process*

For the purpose of the VNR, the Stakeholders' Chamber is the main vehicle for consultation with all non-state actors in the country. The chamber had its initial briefing on March 22, 2022 while it convened its first official meeting for the pledge of commitment on April 7, 2022. This pledge commits all the stakeholders in their role and mandate for the chamber.

In April 2022, the chamber met again to deliberate on the 2022 VNR during the *1st consultation on the implementation of the Sustainable Development Goals in the Philippines for the 2022 Voluntary National Review*. The draft drew in comprehensive and technical discussions on the SDG implementation and VNR process of the country. The member stakeholders highlighted additional insights on how their SDG-related initiatives coincided with the efforts of others and the overarching national process.

### *Fit-for-purpose towards 2030 and Beyond*

The role of the chamber as inscribed in its mandate and pledge goes beyond the VNR process. The chamber has been structured to run concurrently with the government's SDG implementation. This means that the chamber does not exist solely for VNR reporting years. In fact, the next agenda item of the chamber moving forward is for member stakeholders to shape the space and make it fit-for-purpose for the country's SDG implementation and acceleration plan for 2030.

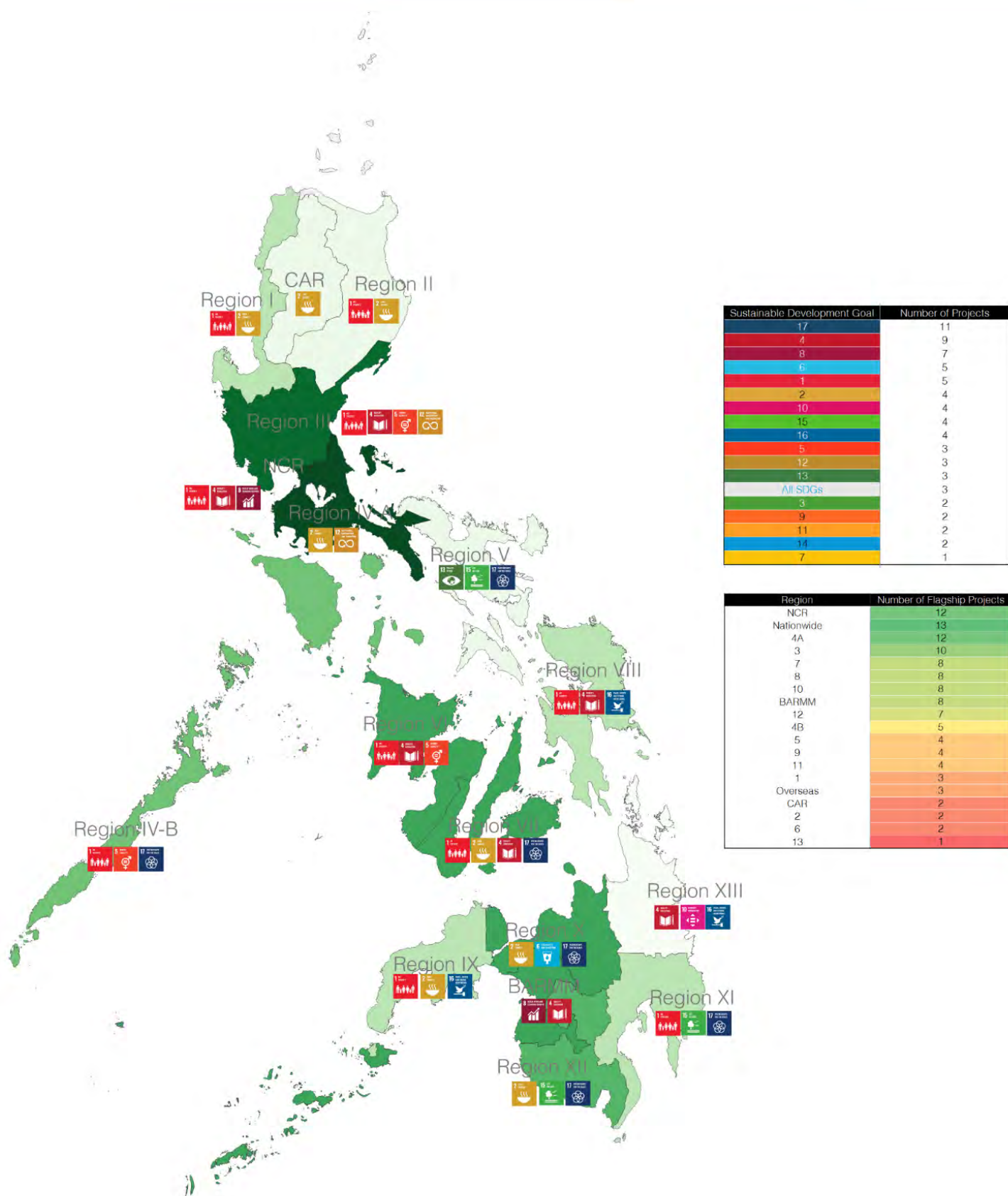
### *3. SDG Programs, Activities, and Projects (PAPs) Mapping Tool*

One crucial aspect of the Stakeholders' Chamber is the integration of their various PAPs which would otherwise be scattered individual efforts. To better synergize the efforts of the stakeholders, it is the role of the chamber to be a repository of knowledge and a venue for collaborative opportunities. The chamber again convened, this time, to share their initiatives related to the SDGs and to input into the SDG PAPs mapping tool. The tool is intended to show the complementarities and overlaps among the various programs and activities. Figure 6 is an initial mapping using this tool. Its full rendering is envisioned to be used by the government to identify gaps in SDG implementation, identify those that are being left behind, and target those that are the furthest behind.

Prior to the launch of the mapping tool, consultative meetings were conducted to prime stakeholders on the importance of their existing PAPs in complementing

the government's efforts for the attainment of the SDGs. Data gathered from these consultative meetings, in addition to the initial submission of pertinent documents during their application process, resulted in the development of a comprehensive matrix that effectively determines the targeted location of each stakeholder's project, data disaggregation of beneficiaries (sex, age group, income class, etc.), and the budgets allocated for these projects.

The Stakeholders' Chamber is also composed of organizations with a large network of partners, including its regional hubs and offices, and partners from foreign bodies. Hence, some of the projects' scope go beyond the Philippine archipelago and are not included in the map below.



\*Flagship projects are selected from submitted application form and PAP Investment Forms.

\*SDGs indicated in the map are recurring goals across several projects for each region.

Figure 6. Cloropleth Mapping of Non-Government SDG Projects, Activities, and Programs from Stakeholders' Chamber

## D. Whole-of-Nation PLUS

What the Philippines calls its Whole-of-Nation approach is the marrying of its well-integrated Whole-of-Government practices with an ever-evolving Whole-of-Society approach. But, the country has already gone past that.

The discussions above show that strengthening the established mechanisms for SDG implementation, coupled with empowering the subnational and local levels, lead to deepening ownership of the SDGs. This enabled the country to already build back better. However, setting a path towards recovery and to overcome the scars left by the pandemic will take a more concerted effort.

### 1. Encouraging Innovation and Futures Thinking

Only through a sustained Whole-of-Nation endeavor can we set the groundwork for further efforts that can propel us through to 2030 and 2040. The pandemic has caused an unprecedented level of setbacks to the country. Yet it has also revealed ingenuity through innovation that has spurred ideas and technology-based solutions. These new instruments, when supported and driven through a Whole-of-Nation approach, may allow the Philippines to drive progress to another level.

Strategic foresight and futures thinking are useful tools to prepare for future shocks and disruptive changes which are essential to future-proofing national and local development plans to sustain the country's progress.

### 2. International Cooperation on the SDGs

With this degree of ownership, the Philippines has also begun exporting its strategies and technical know-how in deepening ownership of the SDGs and accelerating progress. This has been the impetus for the Philippines' participation in the Group of Friends of VNRs (GoF).<sup>18</sup> The GoF is a group of Member States that was envisioned to spur peer learning from one another and is responsible for preparing the High Level Political Forum (HLPF)'s interactions for the VNRs and for reviewing reports on the VNRs. The Philippines at present is the co-chair. Through NEDA, the country is also taking part in a VNR Twinning Program with Tuvalu. This twinning program is an informal peer learning arrangement between Tuvalu and the Philippines in preparation for the 2022 VNR presentation.

The Philippines has also shared its valuable experience in other fora such as the ministerial dialogue on the SDGs of the Association of Southeast Asian Nations (ASEAN), the UNESCAP SDG Forum for Southeast Asia, and the Asia-Pacific Forum on Sustainable Development (AFPSD).<sup>19</sup>

Looking at the progress the Philippines is making with respect to the SDGs, more can still be done. Despite deepening ownership and numerous existing commitments, there needs to be a change of practice to break the monotony of SDG implementation. The next chapter looks at the progress of the Philippines on the SDGs and how looking into innovations and a Whole-of-Nation approach can funnel the country's drive for acceleration in achieving the 2030 Agenda.

## Endnotes

- <sup>1</sup> 2016 Voluntary National Review of the Philippines
- <sup>2</sup> Department of Interior and Local Government-National Economic Development Authority (2018). Joint Memorandum Circular No. 01, series of 2018 Guidelines on the Localization of the Philippine Development Plan (PDP) 2017-2022 Result Matrices and the Sustainable Development Goals (SDGs). Retrieved from: [https://www.dilg.gov.ph/PDF\\_File/issuances/joint\\_circulars/dilg-jointcircular-20181127\\_45f559a61a.pdf](https://www.dilg.gov.ph/PDF_File/issuances/joint_circulars/dilg-jointcircular-20181127_45f559a61a.pdf)
- <sup>3</sup> National Economic Development Authority (2020). Creation of the Special Regional Sub-Committee on the Sustainable Development Goals (SDGs)
- <sup>4</sup> Philippine Senate Resolution 122 (2019) Creating the committee on sustainable development goals, innovation and futures thinking.
- <sup>5</sup> Republic Act 11346 (2019) An Act Increasing the Excise Tax on Tobacco Products, Imposing Excise Tax on Heated Tobacco Products and Vapor Products, Increasing the Penalties for Violations of Provisions on Articles Subject to Excise Tax, and Earmarking Portion of the Total Excise Tax Collection from Sugar-sweetened Beverages, Alcohol, Tobacco, Heated Tobacco, and Vapor Products for Universal Health Care, Amending for this Purpose Sections 144, 145, 146, 147, 152, 164, 260, 262, 263, 265, 288, AND 289, Repealing Section 288(B) AND 288(C), and Creating New Sections 263-A, 265-B, and 288-A of the National Internal Revenue Code of 1997, as Amended by Republic Act No. 10963, and for Other Purposes.
- <sup>6</sup> House Resolution No. 565 (2019) Resolution Adopting the Sustainable Development Goals (SDGs) as the Framework of Legislative Measures to be Crafted and Enacted in the Eighteenth Congress.
- <sup>7</sup> National Economic and Development Authority (2022) PH gov't remains committed to accelerating inclusive economic growth – NEDA. Retrieved from: <https://neda.gov.ph/ph-govt-remains-committed-to-accelerating-inclusive-economic-growth-neda-2/>
- <sup>8</sup> National Economic Development Authority (2020). We Recover As One (WRAO). Retrieved from: <https://neda.gov.ph/we-recover-as-one/>
- <sup>9</sup> Philippine Statistics Authority (2021) Highlights of the Preliminary Results of the 2021 Family Income and Expenditure Survey (FIES) Visit 1. Retrieved from: <https://psa.gov.ph/press-releases/id/167321>
- <sup>10</sup> Department of Environment and Natural Resources – Environmental Management Bureau (2020) EMB Memorandum Circular No. 2020-20. Provisional guidelines on the hazardous wastes management during the extended enhanced community quarantine period. Retrieved from: <https://emb.gov.ph/wp-content/uploads/2020/05/EMB-MC-2020-20.pdf>
- <sup>11</sup> National Economic Development Authority (2021). Updated Philippine Development Plan 2017- 2022. Retrieved from: <https://pdp.neda.gov.ph/updated-pdp-2017-2022/>
- <sup>12</sup> National Economic Development Authority (2020). Creation of the Special Regional Sub-Committee on the Sustainable Development Goals (SDGs)
- <sup>13</sup> Philippine Commission on Audit (2019) Performance Audit of Preparedness for Implementation of Sustainable Development Goals.
- <sup>14</sup> National Economic Development Authority (2020). Creation of the Special Regional Sub-Committee on the Sustainable Development Goals (SDGs)
- <sup>15</sup> Executive Order No. 138 s. 2021 (2021) Supreme Court Ruling on the Mandanas-Garcia Case.
- <sup>16</sup> Department of Budget and Management (2021) Local Budget Memorandum No.82. Indicative FY 2022 National Tax Allotment (NTA) Shares of Local Government Units (LGUs) and Guidelines on the Preparation of the FY 2022 Annual Budget of LGUs. Retrieved from: <https://www.dbm.gov.ph/wp-content/uploads/Issuances/2021/Local-Budget-Memorandum/LOCAL-BUDGET-MEMORANDUM-NO-82.pdf>
- <sup>17</sup> Executive Order No. 138 s. 2021 (2021) Supreme Court Ruling on the Mandanas-Garcia Case.
- <sup>18</sup> United Nations Economic and Social Council (2022) Statement of the President of the Economic and Social Council. Retrieved from: <https://www.un.org/ecosoc/sites/www.un.org.ecosoc/files/files/en/president/2022/statement-ecosoc-president-25-oct-2021.pdf>
- <sup>19</sup> Association of Southeast Asian Nations (2021) Joint Statement of The ASEAN Ministerial Dialogue on Accelerating Actions to Achieve The Sustainable Development Goals. Retrieved from: <https://asean.org/joint-statement-of-the-asean-ministerial-dialogue-on-accelerating-actions-to-achieve-the-sustainable-development-goals/>; National Economic and Development Authority (2022) NEDA chairs 9th Asia-Pacific Forum on Sustainable Development, Highlights role of regional cooperation in achieving the SDGs. Retrieved from: <https://neda.gov.ph/neda-chairs-9th-asia-pacific-forum-on-sustainable-development-highlights-role-of-regional-cooperation-in-achieving-the-sdgs/>



Chapter III:

# Innovative COVID-19 Responses to Mitigate the Adverse Impact on SDG Progress



# Health & Resiliency

## Best Practice

Project SMILE | Philippines



Project SMILE is a multi-awarded youth-led non-profit organization whose main advocacy is to uplift the lives of underprivileged and neglected Filipinos – one act of kindness at a time. To date, Project SMILE has helped over 40,000 Filipinos in need through outreach activities and impact initiatives in past four years since the organization was founded. [#PeopleWith](#)

December 2018 to September 2019

[#PeopleWith](#) is a campaign that recognizes Persons with Disabilities (PWDs) beyond their disabilities. Through this campaign, Project SMILE promoted the inclusion and empowerment of PWDs by means of raising awareness, improving people's perceptions, encouraging participatory action, and connecting PWDs with sustainable opportunities.



To generate impact, Project SMILE released feature videos that showcased the personalities of various PWDs such as visual impairment, deafness, and paralympic athletes.

Furthermore, Project SMILE introduced multiple fundraisers such as Pay It Forward– an online auction that displayed the personal memorabilia of well-known personalities. Through these efforts, Project SMILE has launched the country’s first-ever PWD-friendly and PWD-driven tricycle in the Philippines.

### Operation Bayanihan

April to July 2020

As a response to the COVID-19 pandemic, Project SMILE launched #OperationBayanihan to assist those that are most in need – the marginalized and medical professionals.

After a two-and-a-half month-long endeavor, more than PHP650,000 worth of donations have been raised. As a result, the donations helped 10,000+ individuals-at-risk across 12 cities within the National Capital Region (NCR) and 18 provinces in the Philippines. The bulk of the donations provided the recipients with food packs and/or groceries and have supplied our frontliners with 3,000 non-medical masks, 1,100 meals, 1,000 surgical gloves, 200 face shields, 100 PPEs, 2 aerosol boxes, and 2 swab shields. Because of this campaign, Project SMILE was accorded by the Department of Health, The Stevie Awards for Women in Business, and Women World Awards.



### Special School Aid

July to September 2020


With the school year starting, children with special needs are getting back to learning, too. To help equip them with the supplies they will need to study and hone their skills, the Special School Aid was launched. Project SMILE believes children with disabilities

(CWDs) are just like other children, who grow and develop well when provided with the right support.

In just two months, monetary donations of around PHP110,000 were used to put together back-to-school kits containing school supplies and hygiene essentials for 1,019 CWDs across Metro Manila and Rizal.

Aside from conducting a donation drive, informal materials were also developed to improve the visibility of CWDs in Filipino society. Some examples of the posters discussed the struggles faced by CWDs during the pandemic, Filipino Special Achievers, and disability terminologies, etiquette, and guidelines.

As a means of alternative learning, Project SMILE also created worksheets and activities that encourage the youth to learn more about the Sustainable Development Goals (SDGs) and published these materials in their social media accounts and gave away prizes to motivate the youth to participate.



### Accessible Assistance Alliance September 2020 to Present

When the pandemic struck, everyone shifted to a digital way of life. However, this adjustment is not easy for CWDs. With therapy centers closed and physical interventions hindered, getting access to treatment is more challenging than ever.

To help address this, Project SMILE and TheraWee—a community and platform for teletherapy—formed the Accessible Assistance Alliance. This partnership aims to help connect therapists to CWDs and their parents for remote therapy and guidance.



Since its launch in September 2020, the organization has raised more than PHP640,000 to sponsor the teletherapy of 150+ financially challenged CWDs from 19 provinces all over the country and 13 cities within the NCR.

For those with internet access, they received 12 free teletherapy sessions in three months (once per week) at a minimum. For those without internet access, they received a therapy kit and module and received instructions from licensed professionals.

They reported significant improvements in their attitudes, behavior, skills, and emotions. Moreover, they have received much-needed assistance through coaching sessions, support groups, and webinars administered by parents and professionals. By adapting a holistic approach, the multifaceted needs in a sustainable and appropriate manner were addressed.

In the process, the project has crafted 70+ sets of posters relevant to the PWD community, partnered with 60+ organizations, co-organized 30+ webinars, and gained 4 awards and/or grants from 3Zero Philippines, ENABLE Opportunities, TAYO Awards Foundation, and YOUNified Awards.

## Progress on the goals

Table 1. Progress on Goal 3: Ensure healthy lives and promote well-being for all at all ages

Indicators	Baseline		Actual	
	Data	Year	Data	Year
<b>Goal 3: Ensure healthy lives and promote well-being for all at all ages</b>				
Number of new HIV infections (newly diagnosed cases/year)	9238	2016	12341	2021
Mortality rate attributed to cardiovascular disease, cancer, diabetes or chronic respiratory disease	4.6	2016	4.6	2020
Mortality rate attributed to cardiovascular disease	2.7	2016	2.8	2020
Mortality rate attributed to cancer	1.1	2016	1	2020
Mortality rate attributed to diabetes	0.6	2016	0.6	2020
Mortality rate attributed to chronic respiratory disease	0.3	2016	0.2	2020
Out-of-pocket health spending as percentage of total health expenditure	45	2016	39.9	2020
Percentage of public health facilities properly stocked with selected essential medicines	65.4	2016	56	2020

A major accomplishment on health is the reduction of out-of-pocket spending, as a percentage of total health expenditure from 45 percent in 2016 to about 40 percent in 2020. This is largely due to the Universal Health Care (UHC) enacted in February 2019. However, the other health outcomes have slightly worsened. By 2021, the number of newly diagnosed HIV infections per year increased by 33.5% from 2016. per year. This brings the number of new cases per year from 9,238 in 2016 to 12,341 in 2021. The overall mortality rate attributed to non-communicable diseases has also stagnated from 2016 to 2020. The mortality rate attributed to cardiovascular disease slightly worsened from 2.7 percent in 2016 to 2.8 percent in 2020; the mortality rate attributed to diabetes has stagnated at 0.6 percent during the same time frame; and the mortality rate attributed to cancer and chronic respiratory disease has improved by 0.1 percent, bringing the mortality rates down to 1 percent and 0.2 percent, respectively. (see Table 1).

## 1. The impact of the COVID-19 pandemic

To prevent COVID-19 transmission, the government implemented lockdowns that restricted mobility. Undoubtedly, this has saved lives, however it led to a contraction of -16.9 percent to the Philippine economy by the second quarter of 2020. In the same time period, unemployment also increased by 17.6 percent.<sup>1</sup> Beyond the numbers, everyone was affected. Peoples' livelihoods were disrupted. Food security of households was threatened, and an increase of malnutrition hung in the balance.

Adopting a Whole-of-Nation approach, the Philippines, through the Inter-Agency Task Force for the Management of Emerging Infectious Diseases (IATF-EID), launched a plan to shield the most disadvantaged from the economic shocks of the pandemic. This went hand-in-hand with efforts to keep the economy afloat. Immediately, the government repurposed the annual budget to fund pandemic response programs and initiatives such as the improvement of the healthcare system, the provision of cash

assistance to low-income households, and credit lines to micro, small, and medium enterprises (MSMEs).

These initiatives were contained in the *Bayanihan to Heal as One Act* (Bayanihan 1) and the *Bayanihan To Recover as One Act* (Bayanihan 2) which provided resources for the government's economic rescue efforts at the height of the pandemic.<sup>3</sup>

### *Bayanihan 1 and Bayanihan 2*

Republic Act No. 11469, also known as Bayanihan to Heal As One Act, was signed into law in March 2020 authorizing the President of the Philippines, for a limited time and subject to certain restrictions, to repurpose unallocated funds from the existing 2020 budget and apply it to priority areas.

More commonly known as *Bayanihan 1*, the Act is aimed at addressing the public health emergency caused by COVID-19. The ultimate goal is to promote and protect the welfare of the Filipino people. Specifically, *Bayanihan 1* intends to:



- Mitigate and contain the transmission of COVID-19;
- Immediately mobilize assistance for the provision of basic necessities to families and individuals affected by the enhanced community quarantine, undertake measures to prevent the overburdening of the country's healthcare system;
- Immediately provide ample healthcare to COVID-19 patients, persons under investigation (PUIs) and persons under monitoring (PUMs);
- Undertake a recovery and rehabilitation program as well as social amelioration program and other social safety nets to all affected sectors;
- Ensure adequate, sufficient, and readily available funds to undertake the above-stated measures and programs; and
- Partner with the private sector and other stakeholders in the quick and efficient delivery of these measures and programs.

*Bayanihan 1* funded the increase of the country's testing and treatment capacity. Credit, wage subsidies, and other liquidity support were provided to mitigate the economic costs of the government-imposed community quarantine and social distancing measures.

Bayanihan to Recover as One (Republic Act No. 11494), commonly called Bayanihan 2, was signed into law in September 2020 as a follow-up to Bayanihan 1. It is predicated on response and recovery interventions and mechanisms to accelerate the recovery and build the resiliency of the country.



With an allocated budget of PHP165.50 billion, Bayanihan 2 expanded the benefits of Bayanihan 1. This enabled the government to expand the coverage of its various assistance and health systems improvement programs.

*Bayanihan 2* is intended to:

- Temper the negative impacts of COVID-19 on the socioeconomic well-being of all Filipinos in the form of assistance and subsidies;
- Come up with a comprehensive, up-to-date, and unified database to effectively implement the provision of socioeconomic relief for all Filipinos;
- Sustain efforts to test, trace, isolate, and treat COVID-19 cases; enhance the capacity of the Philippine healthcare system;
- Mitigate the economic costs and losses;
- Restore public trust and confidence on social and economic institutions;
- Accommodate alternative modes of transportation;
- Optimize the use of science, technology, and innovation in the government's response measures;
- Enhance the financial stability of the country to support government

programs fighting the COVID-19 pandemic.

With these objectives in mind, multisectoral response and recovery interventions were implemented. These included, but were not limited to, the provision of more cash assistance in the forms of unemployment or involuntary separation assistance for displaced workers, emergency subsidies to low-income households, and additional allowances and compensation for health care workers; ensuring the availability of essential goods, in particular, food and medicine; conservation and regulation of the distribution and use of power, fuel, energy, and water to ensure adequate supply; and directing financial institutions to implement grace periods to be granted for the payment of outstanding loans.

The increased focus on health and resiliency meant allocating more resources to the health system. This may have temporarily slowed down the pace of the country's progress in its SDG commitments and long-term vision of *AmBisyon Natin 2040*, but many lives have been saved. More than this, there has been a significant improvement to the health system and infrastructure as well. This is due in part to the efforts of government in partnerships with stakeholders such as the private sector and academic institutions. This is especially true for new and innovative measures that were started during the pandemic.

## 2. Deepening commitment towards the goals

Bayanihan 1 and 2 were integral to funding and putting emphasis on key policies and programs that were essential to the survival of the Filipino at the height of the pandemic such as:

### *The Universal Health Care Act*

Republic Act No. 11223, also known as the Universal Health Care (UHC) Act, is an act instituting universal health care for all Filipinos.<sup>4</sup> Enacted in February 2019, the UHC grants all Filipinos coverage of the National Health Insurance Program (NHIP) and immediate eligibility and access to preventive, promotive, curative, rehabilitative, and palliative care for medical, dental, mental, and emergency health services.

This legislation could not have come at a better time. The UHC paved the way for the institutionalization of the *Health Technology Assessment (HTA)*. The HTA was instrumental during the COVID-19 pandemic as it helped fast-track certain tools that were invaluable for curbing the disease such as: a) Rapid Antigen Test Kits for the diagnosis of COVID-19; b) Huawei Cloud Artificial Intelligence (AI)-Assisted Diagnosis for COVID-19;



**UNIVERSAL HEALTH CARE**  
KALUSUGAN AT KALINGA PARA SA LAHAT

c) Favipiravir and tocilizumab for the treatment of COVID-19; d) implementation of booster/additional dose for eligible priority groups; and e) rapid antigen test kits for diagnosis of COVID-19, among others.

Under UHC, various other programs that indirectly facilitate the achievement of SDG 3 have also been launched. The Health Promotion Framework Strategy aims to harmonize efforts towards health promotion and health literacy. This is complemented by a National Policy Framework on Promotion and Recognition of Healthy Communities which aims to bring health awareness to local governments, schools, and workplaces. These are all complemented by a Social and Behavior Change plan by the government where campaigns and interventions are used to mainstream a habit that steers away from unhealthy food and takes premium on exercise and being active. During the pandemic this program distributed Information, Education, and Communication (IEC) materials for ensuring good health and nutrition for pregnant women, ensuring the safety of health volunteers, and ensuring continuity of the First 1,000 Days services by the local government.

With a focus on the people, the UHC also paved the way for the provision of Home Isolation Benefit Packages, Community Isolation Benefit Packages, In-Patient Care Packages, and Vaccine Injury Compensation. PhilHealth also enhanced the primary care benefit package, also known as the *Konsultasyong Sulit at Tama* (*Konsulta*) Package (PhilHealth Circular No. 2020-0002), that covers initial and follow-up consultations with

primary care providers, targeted health risk screening and assessment, 13 diagnostics/laboratory services (e.g., urinalysis, CBC, X-ray, ECG, etc.), and 21 drugs and medicines (e.g., anti-diabetic, anti-hypertensive, anti-dyslipidemia, etc.). Pilot implementation of the *Konsulta* package had started in 2021 and expanded to non-pilot sites by the second semester of the same year.

### *Ramping-up the COVID-19 vaccination*

By the end of May 2022, around 77 percent of the eligible population were fully vaccinated with COVID-19 vaccines. The national government is continuously implementing strategies to scale up the vaccination drive and increase population protection. Such strategies include increasing vaccination sites, especially in regions with low vaccination turnout; provision of second boosters for health care workers, elderly and the immunocompromised; and accelerating the pediatric vaccination. Moreover, the DOH also plans to incorporate the COVID-19 vaccination to the National Immunization Program (NIP) and the expansion of the NIP to all life stages.

## **3. Driving innovations and partnerships**

Alongside existing policies of the Philippines that insulated the Filipino from the worst of the pandemic, there had been many new innovations that were as crucial. The ingenuity that surfaced during the pandemic shows how technology, partnerships, and innovations could facilitate and accelerate not only a rescue plan but a recovery plan that will help the Philippines get back on track.

### *Crafting of the Pandemic Response*

### *Playbook<sup>5</sup>*

The Pandemic Response Playbook is a guide for government and non-government stakeholders in the event that another pandemic occurs again in the future. This playbook will include a review on the IATF's Resolutions, reports, and other documents on policies and strategies implemented by the National Task Force. In addition, it will also discuss effective strategies implemented by other countries in responding to the pandemic.

### *Prevent, Detect, Isolation, Treat, Reintegration (PDITR)<sup>6</sup>*

Central to the achievement of the National Action Plan Against COVID-19 the Department of Health mobilized the PDITR+V or the Prevent - Detect - Isolate - Treat - Reintegrate + Vaccinate strategy to efficiently stem the transmission of the COVID-19 virus. The PDITR+V looks into strategically exploring interventions that will enable the country to hasten its socioeconomic recovery and at the same time be able to transition to the "new normal."

Forming part of this initiative is the digitalization of contact tracing measures through contact tracing mobile applications. The apps, mostly initiated by LGUs with many being inter-operable across jurisdictions, are able to automate manual contact tracing by using QR code scanning such that the tracing process done in several days can be achieved in just a few minutes. Users of the App are notified if they have come in contact with an identified COVID-19 positive patient so that appropriate precautions and assistance may be observed and

provided.

As a result, the PDITR strategy together with contact tracing apps have helped in further reducing COVID-19 cases and deaths. An increase in healthcare capacity was likewise observed.

### *Utilizing Data Analytics in Health / Disease modelling using FASSSTER<sup>7</sup>*

With the goal of improving treatment methods and streamlining medical care, determining the effectiveness of government response and allowing real-time collection, consolidation, analysis, and reporting of health data, data analytics is utilized.

Feasibility Analysis of Syndromic Surveillance Using Spatio-Temporal Epidemiological Modeler for Early Detection of Diseases (FASSSTER) is a system developed by the Ateneo de Manila University, in partnership with the Department of Health (DOH) and the Department of Science and Technology - Philippine Council for Health Research and Development (DOST-PCHRD). It is a disease surveillance tool that models disease spreads by using localized indices from Philippine health records and by integrating other data sources. This platform is being used by the government for decision-making in relation to interventions, including community quarantines, granular lockdowns, and vaccination targets. Before recommendations are presented to the IATF-EID, the Sub-Technical Working Group on Data Analytics would run simulations, using FASSSTER, of various scenarios of lockdowns, adherence of masking protocols, time lag between detection and isolation,

then much later, with vaccination using various brands, etc. Later, NEDA would complement the disease simulation with an economic simulation to determine the impact of various lockdown or mobility restriction on the economy, employment and poverty. These then provided a balanced picture to the IATF before decisions are made.

Prevention is better than cure. When the pandemic struck the world, nations scoured for treatment for COVID-19. Governments were quick to re-allocate their resources to pursue efforts in combatting the risks, but it did not stop the virus from infecting 528 million people, with almost 6 million reported deaths according to the World Health Organization in 2022.

In the future, the world is expected to confront new highly pathogenic diseases that are yet to be discovered.<sup>8</sup> Predictive scientific research, modern biotechnology laboratories, surveillance systems, precision machines, and other advancements in science will be required in faster diagnosis and treatment of various diseases. Hospitals will be provided machines employing smart artificial intelligence, and robotics that will assist healthcare workers to make treatments more efficient. With the increasing preference of people to remote and convenient patient care, there is a foreseen growth of telemedicine and virtual care. The future of health care will be filled with digital technologies and data-enabling platforms that can transmit and translate data to generate new medicine and vaccines to cure new diseases.

*Public-Private Task Force T3 (Test, Trace,*

*and Treat)*<sup>9</sup>

Public-Private Task Force T3 is convened to expand RT-PCR testing for COVID-19. It involves private companies and volunteer executive teams who are working with the national and local government for COVID-19 response and management. The task force deals with concerns such as requirements for RT-PCR machines, testing kits, and fixed & mobile labs, and installing them in priority areas. Moreover, the T3 has ensured a steady supply of personal protective equipment (PPEs) for health care workers. They also cover new work in data analytics, serosurveillance, contact tracing, pooled testing, One Hospital Command, health care worker recruitment, and communications. Later, the T3 would also promote ad campaigns with messages like adherence to masking and stay-in-place protocols, getting fully vaccinated, among others.

### *Innovations*

Filipino ingenuity through innovations surfaced during the height of the COVID-19 pandemic. One is a local testing kit called the “GenAmplify COVID-19 RT-PCR Detection Kit” which detects SARS-CoV-2 in a fast, accurate, and affordable way. Led by Dr. Raul V. Destura, founder and CEO of Manila HealthTek Incorporated, this was supported by the Philippine Council for Health Research Development (PCHRD) and the Technology Promotion Institute of the DOST. They extended grants and linked them to other scientific communities for the development and commercialization of the kits.<sup>10</sup>

Another is a telemedicine device for

monitoring patients who are severely ill from COVID-19 called the “RxBox CoLLAB.” Before it evolved into a device to treat COVID-19 patients, this device was initially meant to contribute to improving maternal health and child health, reducing child mortality, and addressing non-communicable diseases. This was conceptualized back in 2004 by Dr. Portia Marcelo through the National Telehealth Center to target isolated and rural poor communities needing primary care. This was funded and assisted by the Commission on Information and Communications Technology, National Telecommunications Commission, DOST-PCHRD, DOH, and University of the Philippines.<sup>11</sup>

Innovations that ensure affordable, smart, equitable, quality responsive, accessible, and comprehensive healthcare systems are vital to preparing for future health threats. Access to health-related information and services also needs to be made available especially to far-flung communities to avert future health risks.

As the Philippines drives its recovery into full gear, there needs to be a more concerted effort to bring the country back on track towards the 2030 Agenda and the *AmBisyon Natin* 2040. As the country heals from COVID-19 and plans for the years ahead, strategic foresight planning, a drive for innovative measures, and continued robust collaboration with stakeholders such as the private sector.

# Economic

## Best Practice

Jollibee Group Foundation | Philippines



Jollibee Foods Corporation (Jollibee Group) is one of the world's fastest-growing food service companies with over 5,900 restaurants across 35 countries.

The group's mission is to serve great-tasting food, bringing the joy of eating to everyone. The establishment of the Jollibee Group Foundation in 2004 extended this mission

to help families and communities who experience hunger and poverty through programs in agriculture, disaster response, and education.

### FARMER ENTREPRENEURSHIP PROGRAM

The Jollibee Group recognizes the important role of smallholder farmers in ensuring the continuous supply of food in the country. Supporting farmers to improve their livelihood is at the core of the work of Jollibee Group Foundation.

The Farmer Entrepreneurship Program is the Foundation's flagship initiative to organize small-scale farming communities all over the Philippines into viable agro-enterprises. The program sharpens the farmers' technical skills and business acumen, and grooms them to become regular suppliers of institutional markets for increased and steady income. Jollibee Group Foundation partners with local government units, financing institutions, non-government organizations, and the academe to bring together a comprehensive suite of interventions that respond to the farmers' felt and strategic needs through:

1. **Clustering of Farmers.** The program organizes small producers into production and supply units or clusters to reach scale and collectively adopt production techniques and quality management mechanisms.
2. **Agro-entrepreneurship and Leadership Training.** Farmer leaders acquire knowledge on the eight-step agro-enterprise clustering approach to ensure their clusters have shared goals and aspirations.
3. **Access to Market.** Jollibee Group Foundation taps into its network and coordinates with Jollibee Group and other companies in developing direct supply relationships with farmers.
4. **Innovative Agri-technology.** To complement farmers' access to emerging technologies such as accurate and community level weather forecast, Jollibee Group Foundation engages partners such as IBM's The Weather Company and Central Luzon State University to provide farmers with weather information and prescribed farm practice for the day.

Since its launch in 2008, the program has trained over 3,000 small producers in directly engaging with agriculture value chains. As of May 2022, 17 farmer groups have delivered close to 9 million kilos of vegetables to the Jollibee Group, equivalent to more than PHP 360 million (USD6.9M) worth of sales.

### MASIFAGCA: The Rewards of Chasing New Opportunities

A group of farmers from Jaen, Nueva Ecija went from barely making enough profit for monthly expenses, to becoming an award-winning supplier for the Jollibee Group in a span of four years.

For these farmers, selling their produce to local traders used to be their only means to access the market.

Under the Farmer Entrepreneurship Program, the farmers were organized to establish MASIFAGCA Pangkabuhayan, Inc. in 2018, and received training and mentoring to acquire the right knowledge and tools to help them become entrepreneurs.

This included the opportunity to transact directly with new buyers.



Some of the lessons they have learned from their training and farm visits included supply management and financial planning. They also learned price and quantity bidding, giving them control on how to value and sell their products.

Since their first delivery to Jollibee Group back in August 2018, their business has consistently grown, even during the pandemic.

In 2020, MASIFAGCA received their accreditation for Philippine Good Agricultural Practices (PhilGAP) from the Department of Agriculture (DA). The following year, they became the first farmer group to be recognized at the Jollibee Group Supplier Summit with a bronze award. Their commitment to compliance, strong performance, and proactive measures has given them a good advantage as suppliers. They have become more confident in themselves as they continue to meet quality standards despite having limited resources and manpower compared to more established suppliers.

### Nurturing Agro-entrepreneurship

Field facilitators play an important role in the education and training of farmer groups. To help more farmers learn agro-entrepreneurship, the first online course on Agro-Entrepreneurship for Inclusive Value Chains was launched in 2021 in partnership with Xavier University - Ateneo de Cagayan. As of May 2022, the course produced 167 new field facilitators from 84 institutions such as the DA, local government units, non-government organizations, financing institutions, farmer cooperatives, social enterprises, and the academe. To encourage the youth to pursue agriculture, Jollibee Group Foundation provides scholarships to underprivileged youth to complete the Agro-enterprise National Certificate II Course.

### JOLLIBEE GROUP FOODAID

FoodAID is Jollibee Group's disaster response program, which aims to ensure that calamity-affected communities have immediate access to food. The program harnesses Jollibee Group's research and development expertise to produce food items that are easy



to prepare and store. Among these are specially formulated congee mix packs which are prepositioned in disaster-prone areas. With a shelf life of six months, one congee pack mixed with rice and water can provide immediate nourishment to 100 people.

### COVID-19 Response

Through the FoodAID Program, the Jollibee Group has distributed more than 8.3 million meals to low-income families in various communities

affected by the pandemic as well as frontline workers since March 2020. Among these were ready-to-cook chicken food packs formulated by the Jollibee Group's Research and Development unit especially for COVID-19 response.

To help boost micro-enterprises in the communities and support vulnerable families to survive the effects of the pandemic, Jollibee Group Foundation worked with Kasagana-Ka Development Center Inc. (KDCI) and Kabuhayan sa Ganap na Kasarinlan Credit and Savings Cooperative (KCoop) in implementing Project Karinderya (small eateries). The project provided the communities' vulnerable families with food vouchers for 30 days. These vouchers were used to purchase meals from participating *karinderyas*.

Jollibee Group Foundation also trained the eatery proprietors on food preparation, food safety, and customer service. The support of Jollibee Group Foundation and its partners ensured the survival and operations of 320 *karinderyas* in Metro Manila, Bulacan, Cavite, and Rizal and served meals to 32,000 individuals.

## Progress on the goals

Table 2. Progress on Goal 1: Eradicate extreme poverty and hunger

Indicators	Baseline		Pre-COVID		Actual	
	Data	Year	Data	Year	Data	Year
<b>Goal 1: Eradicate extreme poverty and hunger</b>						
Proportion of employed population aged 15 years old and over living below the international poverty line of US\$1.90 per day	5.5	2015	2.0	2019	2.8	2021
Proportion of families with access to improved water supply	83.2	2016	88.5	2019	87.7	2020
Proportion of population living in households with access to sanitary facility	91.9	2016	94.2	2019	95.3	2020
Proportion of families with owned or owner-like possession of housing units	61.0	2016	64.1	2019	59.8	2020
Proportion of families with access to secure tenure	97.0	2016	96.4	2019	96.9	2020
Proportion of national budget for direct poverty reduction program to the national budget	2.9	2016	3.1	2019	2.1	2022
Proportion of total government spending on essential services						
Obligation	38.1	2016	26.0	2019	29.5	2020
Disbursement	40.7	2016	27.8	2019	31.8	2020

Eradicating extreme poverty has been a perennial challenge for the country, but gradual progress has been made to attain this goal. The country is well on its way to reduce the proportion of employed population aged 15 years old and over living below the international poverty line of USD 1.90 per day. The proportion has significantly decreased from 5.5 percent in 2015 to 2.0 percent in 2019. Although the pandemic

Table 3. Progress on Goal 10: Reduce Inequality within and among countries

Indicators	Baseline		Pre-COVID		Actual	
	Data	Year	Data	Year	Data	Year
<b>Goal 10: Reduce Inequality within and among countries</b>						
Labor share of GDP, comprising wages and social protection transfers	35.7	2016	34.4	2019	34.9	2020
Total resource flows for development, by recipient and donor countries and type of flow (e.g., official development assistance, foreign direct investment and other flows)						
Total actual disbursements from ODA and other flows during the reference year, in million USD	1,251.7	2016	2,467.5	2018	14,573.1	2020
Actual disbursements from ODA loans and grants during the reference year, in million USD	1,251.7	2016	6,688.3	2018	14,573.1	2020
Foreign direct investment (FDI), in million USD	8,280.0	2016	9,949.0	2018	6,822.1	2020

has pulled back its progress, it was still below the 2015 rate. A similar trend has been observed on the proportion of families with access to improved water supply. From 2016 to 2019, the proportion improved from 83.2 percent to 88.5 percent but slightly went down to 87.7 in 2020. The proportion of population living in households with access to sanitary facility has been improving despite the pandemic. It gradually increased from 91.9 percent in 2016 to 94.2 percent in 2019 to 95.3 percent in 2020. (see Table 2)

The labor share of GDP gradually decreased from 2016 to 2019 with 35.7 and 34.4, respectively. However, there was a slight increase of 0.5 percentage points from 34.4 in 2019 to 34.9 in 2020. Total actual disbursements from ODA and other flows significantly increased from 2016 to 2020. From 2016 to 2018, it almost doubled coming from USD 1,251.7 million to USD 2,467.5 million. Total actual disbursements further increased significantly from 2018 to 2020. The foreign direct investment (FDI) has also been increasing from 2016 to 2018 with USD 8,280 million and USD 9,490 million in 2018. However, FDI significantly declined from USD 9,949 million value in 2018 to USD 6,822.1 million in 2020 (see Table 3).

## 1. Economic Recovery

In 2020, the Philippine economy contracted by 9.5 percent, with employment dropping by 2.6 million or 6.2 percent, due to the COVID-19 pandemic.<sup>12</sup> The varying levels of restrictions imposed across the country have disrupted supply chains and affected several industries. On the production side, the services sector recorded a decline of 9.1 percent in 2020 while the industry sector slid by 13.1 percent. On the expenditure side, both household consumption and investments significantly dropped, outweighing the increase in government consumption, and reducing domestic demand by 12.2 percent.<sup>13</sup>

Nevertheless, the economy has started to pick up in 2021, with real gross domestic product (GDP) growing by 5.7 percent, exceeding the government's target of 5.0-5.5 percent.<sup>14</sup> Employment also increased by 4.6 million or 11.7 percent during the period.<sup>15</sup> This indicates that the economy is on its way to recovery, a result of a better balance between addressing COVID-19 and the need to restore jobs and income. The community quarantine restrictions imposed in 2021 have taken a more risk-based approach which allowed more businesses to operate. Nearly all sectors posted an expansion during the year, with sectors such as information & communication, financial & insurance activities, human health & social work activities, public administration & defense, and utilities already surpassing their pre-pandemic levels.

Having adeptly managed the risks posed by COVID-19, the Philippine economy sustained its recovery in the first quarter of 2022 with real GDP growth at 8.3 percent, surpassing its pre-pandemic gross domestic product level.<sup>16</sup> The economy was able to sustain its recovery despite the surge of COVID-19 cases in January 2022 due to the Omicron variant. Community quarantine restrictions were replaced with granular lockdowns and alert level systems that imposed capacity utilization restrictions in crowded events, closed spaces and close-contact activities. By February, several areas in the country have been de-escalated to alert level 2 and to alert level 1 in March given declining cases and increasing vaccination coverage. The Philippines was one of the fastest-growing economies in Asia for this period. On the production side, all sectors expanded, driven by industry and services sectors. On the expenditure side, growth was driven by private consumption, supported by more relaxed quarantine restrictions, and complemented by high vaccination rate that help boost family activities, leisure, and tourism.

Despite the contractions in the country's economy consistent with all the countries struggling around the world, the Philippines did not abandon its core mandate to eradicate poverty. This is evidenced by the percentage of the employed population aged 15 years old and over living below the international poverty line of USD 1.90 per day in 2015 was 5.5% and has now been reduced to 2.8% by 2021 (*see Table 2*).



Package 1:  
TRAIN



Package 1B:  
Tax Amnesty



Package 2:  
CREATE



Package 2+:  
Sin Taxes



Package 2+:  
Mining Taxes



Package 3:  
Real Property  
Valuation



Package 4:  
Passive Income  
and Financial  
Taxes



Motor Vehicle  
User's Charge

*Comprehensive Tax Reform Program*

The government remains committed to achieving the country's long-term vision for Filipinos to live in a prosperous, predominantly middle-class society where no one is poor, while attaining the SDGs.

This is only possible with the conscious effort of the Philippines to ensure that poverty alleviation programs continue and remain intact, with specific emphasis on innovation and partnership to fill the gaps. With a focus on people and prosperity, numerous government reforms and programs were designed to ensure that the furthest behind came first. This came in the form of monetary policies such as taxes, as well as infrastructure plans whose dividends will be enjoyed by future generations.

## 2. Deepening commitments towards the goals

### *Comprehensive Tax Reform Program<sup>18</sup>*

The government sought to eliminate tax inefficiency in the country through the Comprehensive Tax Reform Program (CTRP). According to the Department of Finance (DOF), the CTRP is needed to accelerate poverty reduction and to sustainably address inequality, in order to attain the President's promise of *tunay na pagbabago* (genuine change). It also seeks to make the tax system simpler, fairer, and more efficient, while generating a more sustainable stream of revenues to make meaningful investments in our people and infrastructure. This will help achieve the vision for the Philippines. The CTRP consists of the following: Tax Reform for Acceleration and Inclusion (TRAIN), tax amnesty, Corporate Recovery and Tax Incentives for Enterprises (CREATE), sin taxes, mining taxes, real property valuation, passive

income and financial taxes, and motor vehicle user's charge.

#### *TRAIN Act<sup>19</sup>*

The Philippine government has implemented several policies to alleviate poverty in the Philippines. The next big challenge is to find a steady source of funds for these projects. To this end, the Tax Reform for Acceleration and Inclusion (TRAIN) was enacted. The tax reform program provides tax cuts for the majority of the Filipino taxpayers, giving them the much-needed relief after 20 years of non-adjustment of the tax rates and brackets. This improves the levels of disposable income for their family and also promotes more economic activities. By reducing the personal income tax for 99 percent of taxpayers, this tax reform package fixes the inequity of the tax system. Through the tax reform program, not only does the government induce an increase in economic activity, but it also raises its revenues to fund projects and programs for better infrastructure, health, education, jobs, and social protection for the people.

#### *CREATE Act<sup>20</sup>*

The enactment of the Corporate Recovery and Tax Incentives for Enterprises (CREATE) Act coincided with the start of economic recovery from the COVID-19 pandemic. The law reduced corporate income tax rate from 30 percent to 20 percent for MSMEs and from 30 percent to 25 percent for large corporations. Another important provision is the rationalization of fiscal incentives depending on the type of investment (if considered strategic) and where the investment will be located

(bigger incentives if located outside the National Capital Region).

#### *Sin Tax*

Sin Taxes were increased to help fund the Universal Health Care program and at the same time help discourage the public from vices that are dangerous to their health. In the long run, society as a whole will benefit, with lesser incidence of diseases related to drinking and smoking. As the Secretary of Health said, "*Sin tax saves lives, promotes inclusiveness, and is a protective health policy reform that will enable us to build a healthier nation.*"<sup>21</sup>

### **3. Moving the economy forward through innovations**

*Economic models to supplement disease modelling in order to get a balanced picture of the impact of COVID-19 and the response on health and the economy*

To achieve a more balanced analysis and well-calibrated decision on community restrictions, the epidemiological projection using the FASSSTER model was complemented by an assessment of the economic impact of the proposed restrictions.<sup>22</sup> In particular, an input-output model was used to estimate the impact of lockdowns on the economy, including the impact on employment and poverty. These helped policymakers assess the trade-off between health and economic objectives. Inter-agency collaboration is underway to integrate the epidemiological and economic models into one consistent framework.

### *Innovations in the tourism sector*

To mitigate the impact of the pandemic on the tourism sector, several measures were introduced. In late 2020, the Department of Tourism (DOT) and the Tourism Promotions Board (TPB) launched *Travel Philippines*, an official travel application which enables users to access the latest advisories, travel guides, and guidelines in several destinations that have reopened to tourism.<sup>23</sup> The application additionally ensures users a smooth and comfortable travel by allowing them to upload digital copies of essential documents including boarding passes and medical certificates.

Following this initiative, some local government units started to adopt digital monitoring systems to protect tourists and communities by controlling the number of visitors and their activities. Included is the Visitor Information and Travel Assistance or VIS.I.T.A. platform which intends to professionalize the registration process to enable better visitor education, policy reinforcement, and data collection and management.<sup>24</sup>

As the sector gains traction through gradual lifting of restrictions, the DOST and partner government agencies launched the S-Pass (Safe, Swift, and Smart Passage) on 26 March 2021. The S-Pass is a one-stop online communication and coordination platform for travelers and local government units to manage the number of travelers.<sup>25</sup>

### *Digital payments and other innovations to increase access to financial services*

The pandemic has accelerated the adoption of digital and financial

technologies in the Philippines. COVID-19 and its resulting restrictions have created a surge in demand for contactless financial services that traditional methods alone may be insufficient to address.

The development and improvement of retail e-payment instruments and streamlining of account ownership have been pivotal in allowing financially unserved and underserved sectors to avail themselves of opportunities for recovery and growth. Through electronic fund transfers (EFT), they can promptly and safely receive salaries, pensions, social security benefits, and other types of financial assistance such as those provided under the *Pantawid Pamilyang Pilipino Program* (4Ps). Moreover, the disbursement of financial assistance under the Social Security System's (SSS) Small Business Wage Subsidy Program through PESONet benefited over three million employees of MSMEs affected by the pandemic. Financial regulators and their counterparts in the government continue to build compelling use cases for owning a transaction account. The pandemic has highlighted account ownership as a vital element of the country's social protection system and an indispensable transaction tool in the new economy.<sup>26</sup>

Likewise, the establishment of digital banks is expected to contribute to greater efficiency in the delivery of financial products and services, and in expanding reach to the unbanked market segments. As of April 2022, three of the six digital bank license holders are already operational – namely the Overseas Filipino Bank, Tonik Bank, and

Maya Bank. The other three banks that are set to start operations within 2022 are Gotyme, UnoBanks, and UnionDigital.<sup>27</sup>

Lastly, the pandemic has also accelerated the development of the Philippine Identification System (PhilSys), which aims to provide every Filipino with a reliable digital ID.<sup>28</sup> The PhilSys will address the lack of acceptable ID and significantly reduce the cost of client onboarding and other financial transactions through its electronic-know-your-customer feature. As of June 2022, over 67 million Filipinos have registered with PhilSys. Meanwhile, more than ten million IDs have been delivered as of April 2022.

#### *Innovations to mitigate impact on the labor sector*

The government played an active role in upskilling and reskilling its workforce to improve their employability amidst shifts to digital platforms. Skills retooling programs through flexible and blended training arrangements are currently being expanded to build skills critical to current and emerging industry demand.

For instance, courses and modules specifically focused on ICT, are being offered under the TESDA Online Program, which aims to respond to in-demand skills in the new normal. Training in far-flung areas is provided under the Mobile Training Laboratory Program.<sup>29</sup> Targeted training modules and internship programs are also being developed to cater to the needs of the youth, displaced workers and repatriated OFWs, new entrants to the labor force, and the vulnerable sector (e.g., informal sector workers, workers in hard-hit

industries, casual and gig workers).

To facilitate efficient and wider reach of training and retooling assistance, provision of subsidies through issuance of training vouchers to individuals, in partnership with the private sector, through institution-, enterprise-, and community-based, or online modalities is envisioned. Procedures for availing TESDA scholarship programs will also be revisited to improve accessibility and reduce difficulties in application requirements.

#### *TUPAD (Tulong Panghanapbuhay sa Ating Disadvantaged/Displaced Workers)<sup>30</sup>*

Recognizing the toll of the COVID-19 pandemic to the Filipino people, many programs were implemented to provide emergency support to the populace, from cash assistance to relief aid and medical services.

One of these is TUPAD. The *Tulong Panghanapbuhay sa Ating Disadvantaged/Displaced Workers* is a community-based package of assistance implemented by the Department of Labor and Employment (DOLE) that provides emergency employment for displaced workers, underemployed, and seasonal workers. Through this assistance, disadvantaged/displaced workers can avail of emergency employment for a minimum period of 10 days, but not exceeding 30 days, depending on the nature of work to be performed.

Various types of projects are supported by TUPAD. It supports social community projects, such as repair and maintenance of common public facilities and infrastructure, debris clearing and

segregation, de-clogging of canals, and so on. It supports economic community projects like rehabilitation of farm-to-market roads, bridges, post-harvest facilities, public markets and common service facilities such as production & display centers and fish ports. It also supports Agro-forestry community projects, such as tree planting, seedling preparation, and reforestation.

TUPAD has helped informal workers whose livelihoods were negatively affected by the implementation of the Enhanced Community Quarantine (ECQ) during the COVID-19 pandemic. Beneficiaries of TUPAD were provided short-term jobs and daily wages, including personal accident insurance coverage, to help them cope with the impact of the pandemic.

As of May 2020, TUPAD served a total of 337,198 workers, 100,328 of which were women.<sup>31</sup>

### *Innovation in infrastructure during COVID-19*

With the need to reopen the economy while managing health risks, there is a need to address the mobility requirements of the public. Hence, mass transport, freight, and active transport projects were pushed while ensuring commuter safety and security. Some examples of these are the Public Utility Vehicle (PUV) Service Contracting Program (SCP), the EDSA Busway System, and the Metropolitan Bike Lane Networks Project.



## Best practice

Program Classhome | Department of Education - Region II



Securing the rights of children in attaining quality education remains one of the prime objectives of the government. This challenge is particularly daunting in far-flung areas of the country. This is the motivation of the project spearheaded by the Department of Education – Region II referred to as *Program Classhome*. It is a response to the poor living conditions of the Indigenous Peoples (IPs) and the insurgency that has continually threatened their way of life for over 50 years now.

In July 2019, after robust collaboration and direct support between the national and local governments, Program Classhome was formally launched in Zinundungan Valley with an initial group of ninety-six (96) willing Agta and



other IP learners as their beneficiaries. Safety nets were established and consent from parents were secured as beneficiaries from kindergarten up to grade 6 levels were housed in dormitories.



The intention of the program is to provide basic services centered on education, health, and well-being particularly for IP learners consistent with SDG 4 and *leaving no one behind*.

This initiative hopes to provide assistance to learners until they finish college and even in securing employment. Program Classhome does not particularly create separate classes as beneficiaries are still required to attend regular class sessions pertinent to their grade levels. Classhome is a supplemental learning opportunity that is taken after their regular sessions, which also includes weekend learning activities. The learning subjects under this program are geared towards a more practical approach covering health and sanitation, and livelihood, with respect to their unique heritage and cultural backgrounds. Project Classhome is also furnished with dormitory type facilities equipped with sleeping rooms, study areas, a kitchen, and other amenities that ensure genuine education and development together with ALS or IP teachers serving as their guardians.

Three classhomes (dormitories) were built to house the learners. Ten (10) GIP teachers, who are willing to teach and commit to the program, also live in these classhomes. After three years of full operation, students now range from the second to the ninth grade. Fifty-seven out of 96 beneficiaries are expected to complete their basic education in 2025. Disaggregated beneficiaries for the school year 2021–2022 are as follows:

Table 4. Beneficiaries of Program Classhome per Grade Level and Sex

Grade Level	Male	Female	Total
Grade 2	1	3	4
Grade 3	-	2	2
Grade 4	6	1	7
Grade 5	1	6	7
Grade 6	1	3	4
Grade 7	4	3	7
Grade 8	4	4	8
Grade 9	37	20	57
<b>TOTAL</b>	<b>54</b>	<b>42</b>	<b>96</b>

The project goes beyond just SDG 4 as well. It also addresses different targets in SDGs 1, 2, 3, 5, 16 and 17. Quality education is guaranteed as learners are provided modules

adapted to their unique situation, while still being part of the formal education system.

The importance of the program in identifying and addressing the basic rights of our IPs do not solely rest in the quantitative realm of SDG indicators. This is evidence of affirmative action both at the levels of national and local government. Such initiative is important in ensuring that progress and development made in the guise of the global goals and socioeconomic progress is felt even by those who are furthest behind. Only by doing so can the Philippines attain its long-term vision of *AmBisyon Natin 2040*.

## Progress on the Goals

Table 5. Progress on Goal 4: Ensure inclusive and quality education for all

Indicators	Baseline		Pre-COVID		Actual	
	Data	Year	Data	Year	Data	Year
<b>Goal 4: Ensure inclusive and quality education for all and promote lifelong learning</b>						
<b>Completion Rate</b>						
Elementary	93.1	2016	96.6	2019	82.5	2020
Secondary (Junior High School)	80.9	2016	85.8	2019	82.1	2020
Secondary (Senior High School)	81.0	2016	76.7	2019	69.3	2020
<b>Dropout Rate or School Leavers Rate</b>						
Elementary	1.5	2016	0.6	2019	3.8	2020
Secondary (Junior High School)	6.2	2016	4.7	2019	6.2	2020
Secondary (Senior High School)	3.9	2018	4.8	2019	6.6	2020
<b>Net Enrollment Rate</b>						
Elementary	96.2	2016	94.0	2019	89.1	2020
Secondary (Junior High School)	74.2	2016	82.9	2019	81.5	2020
Secondary (Senior High School)	37.4	2016	47.8	2019	49.5	2020

From 2016 to 2020, completion rate of both elementary and senior high school suffered a two-digit decrease with 10 percent and 11 percent, respectively. Elementary completion rate plummeted from 93.1 percent to 82.5 percent and senior high school from 81 percent to 69.3 percent. However, this is not the case for those in junior high school since it increased by around 1 percent from 80.9 percent to 82.1 percent. The impact of the pandemic is reflected in the decrease of cohort survival rate and increase in the dropout rate. Cohort survival rate of elementary and senior high school both suffered from a double-digit decrease of 10.8 percent and 11.3 percent, respectively. Dropout rates also increased by about 2 percent. Elementary dropout rate rose from 1.5 percent to 3.8 percent while senior high school drop out rate increased from 3.9 percent to 6.6 percent. Overall net enrollment rate for elementary recorded a 7.1 percent decline, from 96.2 percent down to 89.1 percent (see Table 5).

## 1. Quality and access to education (SDG 4)

In March 2020, classes were suspended in light of the government-mandated lockdown and social distancing measures. Additional challenges were the lack of ICT infrastructure, access to electronic gadgets, and digital literacy. The instantaneous shift to distance learning made family members play a key role in educating their children, especially those in primary and secondary education. This also puts pressure on family members who, themselves, are under distance learning or work from home arrangements. Educational institutions were also put on a tight spot since they needed to immediately adapt to the new modalities of teaching and train their faculty in the transition. This became a big challenge to those educational institutions with no training when it comes to distance learning.

The shift to online learning modalities became a challenge for those who do not have access to electronic gadgets. Electronic gadgets became an additional financial burden for the parents, especially those who lost their source of livelihood.

### *Blended Learning*

Part of the initiatives the government enacted through the Department of Education (DepEd) was the Basic Education Learning Continuity Plan (BE-LCP) which outlines the interventions that will be implemented to continue delivering education services amidst the pandemic. These interventions include: 1) adjusting the K to 12 curriculum

focusing on the minimum essential learning competencies; 2) implementing distance learning modalities; 3) developing learning materials; 4) training teachers and school leaders; and 5) orienting parents and caregivers on the new learning modalities. The BE-LCP was developed in consultation with stakeholders i.e., government agencies, non-government organizations, and development partners.<sup>32</sup>

Another is the engagement of learning support aides (LSAs) to assist students who are experiencing difficulty in learning on their own. The Technical Education and Skills Development Authority (TESDA) continued to provide skills training through its TESDA Online Program (TOP). The agency developed new courses relevant to managing COVID-19 (i.e., contact tracing) and conducting online classes. It also developed a downloadable mobile application, TOP App, to enable learners with limited internet access to learn offline.<sup>33</sup>

LGUs also played an important role as schools shifted to different learning modalities. For example, in La Carlota City, the Special Education Fund (SEF) was used to address the needs of schools, teachers, and students as the delivery of education shifted from in-person schooling to distance learning. The LGU provided an open broadcast software which teachers use in conducting classes through Facebook live, as well as radio sets and tablets for learners.<sup>34</sup>

### *Accelerated expansion of digital infrastructure*

With regard to ICT infrastructure, initiatives from the Department of Information and Communications Technology (DICT) helped facilitate internet-based distance learning pending the resumption of face-to-face classes. The National Broadband Plan sets the direction for accelerating the development of internet connectivity in the country, while the *Free Wi-Fi for All* Program completes the industry players' initiatives at expanding the current digital infrastructure, allowing more citizens to access broadband services. In 2019, the proportion of population with exposure to internet increased by 27.3 percent. The proportion of population with exposure to social interaction in the internet increased from 43.8 percent to 73.9 percent in 2019.<sup>35</sup>

To expand access to education, online portals were established during the pandemic in lieu of traditional, hard-copy school materials. For grade school to high school students, DepEd rolled out the "DepEd Commons", an online platform for public school teachers to support distance learning modalities.<sup>36</sup> It was designed as a direct solution to give access to online review materials and Open Educational Resources (OERs) during class suspensions and other similar circumstances. To complement this in the higher education sector, the Commission on Higher Education (CHED) also operationalized PHL CHED, an online application that contains higher education course materials in text, audio, and video format, and other digital assets that are useful for teaching, learning, and research.

### *Provision of IT gadgets*

Acknowledging the students' lack of enabling technology and resources for proper online learning, DepEd placed the provision of gadgets at the forefront of their blended learning implementation. Field visits were conducted to distribute educational tools, including smartphones, tablets, and laptops, to schools, learners, and personnel in 2021. Last-mile schools or schools that have multi-grade classes with less than five teachers and a student population of less than 100 learners, more than 75 percent of whom are indigenous people, were given special attention to ensure that no one is left behind.

LGUs also partnered with DepEd to provide tablets for the school in their scope of locality. For the City of Manila, the local government distributed tablets and sim cards to students, and laptops for teachers in public schools.<sup>37</sup> In Quezon City, situated in the country's capital region, provision of gadgets for blended learning was further institutionalized, with the local government issuing an ordinance providing free use of tablets to all secondary public school students in preparation for blended learning for the school year 2020-2021 (Ordinance No. SP-2954).<sup>38</sup> This ordinance was effectively implemented through the distribution of additional learning materials, such as flash drives, modules, printed materials, and hygiene kits for students.

### *Development and production of Learning Modules*

Even before the onset of the COVID-19 pandemic, the government has undertaken a proactive approach in developing learning modules for learners from all walks of life. For example, the DepEd – Alternative Learning System (ALS) program provided self-learning modules for their enrollees, which included Filipinos aged 18 years old and above who were not able to begin or continue basic elementary or secondary education in formal school and out-of-school children.<sup>39</sup>

However, production of self-learning modules intensified during the COVID-19 pandemic. To strengthen the implementation of modular distance learning in lieu of face-to-face learning, self-learning modules (SLMs) were rolled out as a complementary offline modality for students unable to engage via online, television, and radio-based learning. These modules were also made available in the aforementioned online portals (DepEd Commons, PHL CHED) for easier access to students and guardians.

## 2. Gender equality (SDG 5)

Table 6. Progress on Goal 5: Achieve gender equality and empower all women and girls

Indicators	Baseline		Pre-COVID		Actual	
	Data	Year	Data	Year	Data	Year
<b>Goal 5: Achieve gender equality and empower all women and girls</b>						
Whether or not legal frameworks are in place to promote, enforce and monitor equality and non-discrimination on the basis of sex*	1.0	2016	1.0	2019	1.0	2022
Number of reported gender-based violence cases (includes e-VAW)	60,755	2016	39,675	2018	25,651	2021
Number of reported abuse cases among women and children						
Number of reported abuse cases among women	32,552	2016	21,366	2019	12,543	2021
Number of reported abuse cases among children	29,349	2016	21,751	2018	16,966	2021
Proportion of women in managerial positions	46.6	2016	50.3	2019	53.0	2020

\*1 if the country satisfies the requirement of the indicator, 0 otherwise

The Philippines remains to be a progressive country in terms of gender equality, steadily making considerable strides as compared to its neighboring countries in Southeast Asia. However, as with other sectors, the COVID-19 pandemic has further affected the already existing issues that Filipino women face on a daily basis. Due to this, the national government has undertaken measures in response to women and children's unique needs, responsibilities, and perspectives.

With various enacted legal frameworks, the number of reported violence on women and children decreased from 2016 to 2021. In 2016, there were 60,755 reported gender-based violence cases which decreased to 25,654 in 2021.<sup>40</sup> There has also been a significant decrease in the number of reported abuse cases among women and children. The number of reported abuse cases among women dropped by more than half from 32,552 in 2016 to 12,543 in 2021.<sup>41</sup> Also, the number of reported abuse cases among children decreased significantly to 16,966 in 2021 from 29,349 cases in 2016 (*see Table 6*).

### *Strengthening progress towards Gender Equality*

The enactment of legislation on Gender and Development (GAD) embodies the country's commitment to providing inclusive and enabling environments for women and children.<sup>43</sup> This is supplemented by a robust financing system intended to integrate gender and development in the public sector. By law, all government agencies, Government Owned and Controlled Corporations (GOCCs), LGUs, and State Universities and Colleges (SUCs) are mandated to allocate at least 5 percent of their total annual budget to mainstream gender perspective and address gender-specific issues in the agencies and their respective sectors/clients. The Philippine Commission on Women (PCW) regularly monitors the compliance of all government agencies to the GAD budget policy through an online platform, the Gender Mainstreaming Monitoring System (GMMS).

Given the COVID-19 crisis and the need

to address government-wide concern about changes in the regular planning, budgeting, and reporting related to GAD, the PCW issued guidelines to all national government agencies and instrumentalities to calibrate existing GAD plans and budgets to give priority to gender issues that arise from the pandemic. The memorandum circulars cover GAD PAPs including gender equality issues among government workers (organization-focused).

Although the number of reported cases on VAW significantly decreased during the pandemic, underlying issues such as difficulties in actually reporting violence due to restricted movement and isolation measures were recognized and treated as a factor for the aforementioned decrease. VAW/GBV emergencies were then included in the Emergency 911 National Hotline, which is a result of the Joint Memorandum Circular between DILG and DSWD, in addition to effective partnerships between other external stakeholders.<sup>44</sup>

To address the lack of unified VAW data and to ensure proper documentation, response, and management of reported cases, the Philippine National Police (PNP) in partnership with Inter-Agency Committee on Violence Against Women and Children (IACVAWC), have undertaken the harmonization of the VAW Intake form. The revised standard VAW intake, service referral form, and consent have been pilot-tested and finalized. On the other hand, the revised user guide on standard VAW Intake Forms is currently undergoing validation and the VAW Data harmonization manual will be developed. To supplement this, the PNP

also strengthened the Crime Information Reporting and Analysis System (CIRAS), which automatically records VAW/GBV cases and transfers them to relevant agencies (e.g. DSWD) for appropriate action.

In line with the rapid global digitalization especially at the height of the pandemic, innovative systems were put in place to address gender-related issues. National government agencies established online and alternative referral/reporting platforms to ensure that women victim-survivors will be able to access services and assistance in their local communities. Included in this initiative are VAW Referral Service of PCW, *e-Report sa Gender Ombud*, *Aleng Pulis* Hotline of PNP.<sup>45</sup> PCW also intensified its promotion of VAW hotlines and helplines through its website and social media pages. It also partnered with the Philippine Information Agency (PIA) for areas with high VAW incidence.

GAD Local Learning Hubs were also established in various areas nationwide to offer unique programs from a wide array of services and interventions on health, environment, social protection, child care, women-centered livelihood, GAD capacity building and advocacy, GAD-related database, and institutional mechanisms. These programs are designed to contribute in achieving the strategic goals of Gender Equality and Women's Empowerment.

### 3. Good governance (SDG 16)

For the past years, the government has made significant efforts to build more transparent, accountable, and effective institutions for efficient delivery of public services and high public trust. Major reforms have been institutionalized, such as the Ease of Doing Business and Efficient Government Service Delivery (EODB and EGSD) Act, the Seal of Good Local Governance (SGLG) Act, and the Philippine Identification System (PhilSys) Act.

The EODB Act and EGSD Act promote integrity, accountability and transparency, and proper management of public affairs and public property, including efficient delivery of government services and prevention of graft and corruption by streamlining government systems and processes.<sup>46</sup> The SGLG Act recognizes and encourages good performance of LGUs in various dimensions of governance and service delivery.<sup>47</sup>

Meanwhile, PhilSys is a single national identification system which provides valid proof of identity for all citizens and resident aliens of the Philippines.<sup>48</sup> Upon full implementation, it is expected to facilitate the seamless delivery of service, enhance administrative governance, reduce corruption, strengthens financial inclusion, and promote ease of doing business. To accelerate its implementation, the PhilSys registration team began conducting house-to-house Step 1 registration (collection of demographic data) in 2020 amid the COVID-19 pandemic. The pre-registration process was eventually transitioned to online registration in April 2021. With regard to accelerating

financial inclusion, the Landbank of the Philippines co-located with PhilSys registration areas to allow registrants to open bank accounts.

### *Constitution of IATF-EID, IATF Deputies, And NTF Against COVID19*

The Inter-Agency Task Force for the Management of Emerging Infectious Diseases (IATF-EID) was created last 2014 through Executive Order No. 168, to establish preparedness and ensure efficient government response to assess, monitor, contain, control, and prevent the spread of any potential pandemic in the Philippines.<sup>49</sup> The IATF-EID is mandated to create a system to identify, screen, and assist Filipinos suspected or confirmed to be infected with EID; and to prevent and/or minimize the entry of suspected or confirmed individuals with EID in the country, as well as prevent and/or minimize the local spread of EID in the country.

In January 2020, with the threat of COVID-19, the IATF-EID was convened and membership was expanded to 34 government agencies to strengthen government response towards the new pandemic. The IATF is currently being led by the Secretary of the DOH, with the Secretary of the Department of National Defense (DND) as co-chairperson.

The IATF developed the National Action Plan against COVID-19 (NAP-COVID19) which presents the national strategy and general guidelines to contain, prevent and eliminate the threat of COVID-19 and mitigate its social, economic, environmental and security impacts to the country.<sup>50</sup> The action plan is characterized by a people-centered, LGU-led and National Government-

enabled approach in operationalizing its three major areas of work: Response, Vaccination, and Recovery. The National Task Force Against COVID-19 was created to lead its implementation. There were several phases of the NAP: the first, NAP1, focused on containment of the virus and mitigation of the economic impact, while the latest, NAP5, focused on accelerating and sustaining recovery while managing the risks of COVID-19.

The National Task Force Against COVID-19 was created to lead its implementation.

### *TWG on AFP*

On March 27, 2020, the Technical Working Group on Anticipatory and Forward Planning (TWG-AFP) was created through Resolution No. 16 of the IATF-EID.<sup>51</sup> In light of COVID-19, the working group was tasked to assess the pandemic's impact, including the enforced Enhanced Community Quarantines (ECQ), and to draft appropriate policy recommendations that will help stimulate the economy and adapt to the "new normal" of economic activity.

Using data analytics, online public surveys, and other modes of consultations, the TWG on AFP developed the We Recover as One (WRAO) report, which details measures to mitigate the impact of COVID-19 while enabling the economy to recover under the new normal.<sup>52</sup> The report also estimates the social and economic costs during the ECQ and provides a set of mitigating measures, policies, and programs to rebuild consumer and business confidence.

### *Sub-Technical Working Group (sTWG) on Data Analytics*

The national government recognizes the importance of scientific advisers and continuously relies on their expertise, most especially during the height of the COVID-19 pandemic. With this in mind, several expert groups were formed, specializing in different aspects of the pandemic management. The IATF sTWG on Data Analytics is composed of groups from different stakeholders, including academic institutions.<sup>53</sup> Data from expanded testing efforts are forwarded to the aforementioned sTWG for analysis, in turn, improving the accuracy of models and simulations for better COVID-19 mitigation initiatives. In addition, the sTWG on Data Analytics also provides recommendations to the members of the IATF, such as the DOH, on COVID-19 risk classification methods for provinces, highly urbanized cities (HUCs), and independent component cities (ICCs). The analysis was further enriched to include simulations on the impact of proposed lockdowns on the economic output, employment, and poverty. This way, the IATF was provided a balanced picture of the health and economic implications of the recommendations.



# Environment

## Best Practice

1 Million Trees for 1 Bataan | Province of Bataan, Philippines



The efforts of the national government in acknowledging and mitigating the impacts of climate change has been storied. Today, it continues and is complemented by the initiative of LGUs through different environmental programs and policies.

The *1 Million Trees for 1 Bataan (1M41B) challenge* of the Province of Bataan is a good example of the National Government and LGUs responding to the challenge of climate change by promoting a shared responsibility for the environment for every Bataño. It cultivates a sense of ownership and collective action where the environment and climate become an indivisible consideration for the way of life of the people.

The Province of Bataan anchors its motivation on its vision to be the preferred location for Eco-Industrial Investment leading to the highest Human Development Index in the Philippines. With this, the provincial government has put in place a



work plan for the realization of this vision. They have acknowledged that growth in the economy alone cannot be the sole basis for success and progress. Caring for and improving the environment is therefore considered to be a necessary step.

In line with this, 1M41B was conceptualized to empower environmental responsiveness through crowdsourcing to encourage everyone to take action. This is headed by the Provincial Government – Environment and Natural Resources Office (PG – ENRO) in partnership with the Public Information Office – Management Information System (PIO – MIS), Sangguniang Kabataan (SK), Iskolar ng Bataan, and the Department of Environment and Natural Resources (DENR).

Individuals or groups could join in the challenge. At least one tree seedling should be planted by an individual, while 100 tree seedlings must be planted by a group of at least 10 members. The planting sites are being monitored by the PG – ENRO, especially those that fall under the Community-Based Forest Management Agreement (CBFMA). Results of its tracking and monitoring are then uploaded to the Seedling Survival Monitoring Database (SSMD).

This project attained its target of having a million trees planted by October 2021. A total of 1,047,217 entries were recorded, where 330 individuals and 266 groups participated coming from 11 municipalities and one city of the province. A budget allocation of PHP 1,500,000 was utilized to achieve the challenge. The visual map of 17 detailed planting sites for 1M41B is presented on the next page. (*see Figure 7*)

The 1M41B contributes to the Enhanced National Greening Program of Department of Agriculture (DA), Department of Agrarian Reform (DAR), and the DENR in the rehabilitation of denuded forest lands. The benefits of planting a single tree go from simple aesthetic appreciation to the complex production of carbon dioxide and oxygen through transpiration which is essential to all living things. Taking care of the environment and the ecosystem is a shared responsibility. It cannot be done by a single agency or institution alone, hence convergence and synergies among government agencies, non-government organizations, and private individuals are important to achieve scale for maximum impact.

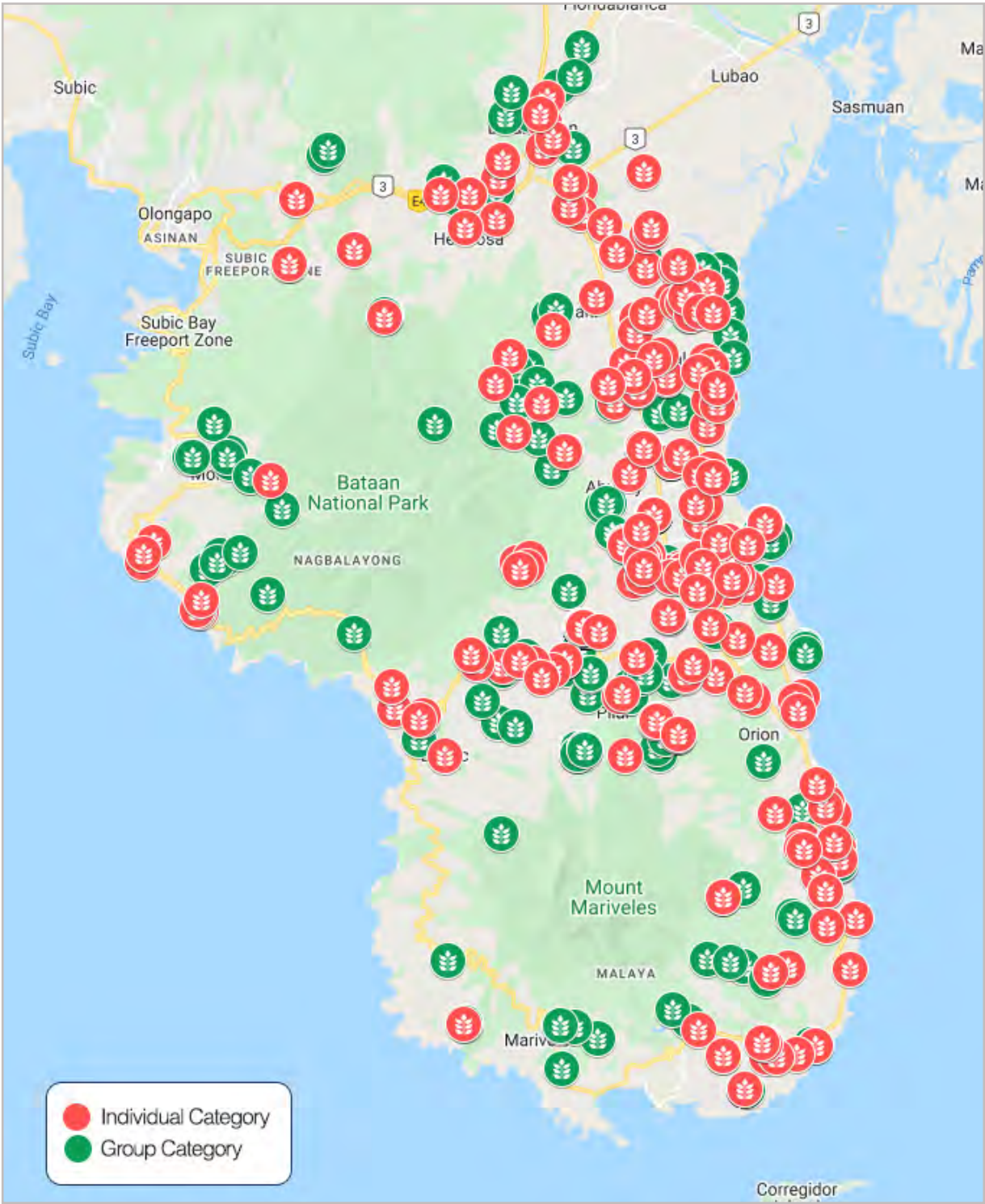


Figure 7. Map of 1M41B Planting Sites

## Progress on the goals

Table 7. Progress on Goal 14: Life Below Water


 Indicators	Baseline		Actual	
	Data	Year	Data	Year
<b>Goal 14: Life below Water</b>				
Coverage of protected areas in relation to marine areas				
Coverage of protected areas in relation to marine areas, (total, in million hectares)	1.41	2016	3.14	2020
Coverage of protected areas in relation to marine areas, NIPAS and Locally managed MPAs	0.65	2016	1.42	2020

Table 8. Progress on Goal 15: Life on Land

Indicators	Baseline	Actual	Indicators	Baseline
	Data	Year	Data	Year
<b>Goal 15: Life on Land</b>				
Proportion of important sites for terrestrial and freshwater biodiversity that are covered by protected areas				
Proportion of important sites with poor ecosystem for terrestrial and freshwater biodiversity that are covered by protected areas	0.0033	2019	0.0000	2021
Proportion of important sites with fair ecosystem for terrestrial and freshwater biodiversity that are covered by protected areas	0.1932	2019	0.0445	2021
Proportion of important sites with good ecosystem for terrestrial and freshwater biodiversity that are covered by protected areas	0.5445	2019	0.7553	2021
Proportion of important sites with excellent ecosystem for terrestrial and freshwater biodiversity that are covered by protected areas	0.2591	2019	0.2001	2021
Red List Index	0.48	2016	0.59	2019
Official development assistance and public expenditure on conservation and sustainable use of biodiversity and ecosystems (in million USD)	2,071.9	2016	2,290.3	2020

### 1. Life below water (SDG 14)

From 2016 to 2020, an increase in the coverage of protected areas in relation to marine areas with 1.41 and 3.14 million hectares in 2016 and 2020, respectively, was recorded (*see Table 7*).

Further, the National Integrated Protected Areas System (NIPAS) and the locally-managed marine protected areas (MPAs) also grew from 0.65 in 2016 to 1.42 percent in 2020. The declaration of the portion of the Philippine Rise as a Marine Resource Reserve by virtue of Presidential Proclamation No. 489 series of 2018 has contributed to the increase in the coverage of marine protected

areas.<sup>55</sup> Based on the Proclamation, the total area of Philippine Rise Marine Resource Reserve is 352,390 hectares with a defined strict protection zone of 49,684 hectares.

### 2. Life on land (SDG 15)

The country's forest cover has increased from 7.01 million hectares in 2010 to 7.18 million hectares in 2021. A decade of rehabilitation efforts and strengthening protection activities of existing and rehabilitated forests contributed to the increase. These forest areas have been placed under effective management to ensure their continued protection. As of 2021, there are 8.7 million hectares of

forestland under effective management arrangements.

Seventy-three terrestrial Protected Areas (PAs) covering an area of more than 1.6 million hectares have been established. The management of these PAs is continuously being monitored, with the goal of having most of these PAs classified in good or excellent condition. Presently, around 433,641 hectares of terrestrial PAs classified as either “fair” or “good” have improved to “excellent condition”. Likewise, around 84,771 hectares of PAs classified as “fair” have improved to either “good” or “excellent” condition (*see Table 8*).

Progress is also noted in the Red List index, which increased from 0.48 in 2016 to 0.59 in 2019. Moreover, the official development assistance and public expenditure on the conservation and sustainable use of biodiversity and ecosystems increased by USD 218.4 million from USD 2,071.9 million to USD 2,290.3 million, respectively (*see Table 8*).

Going forward, however, the challenge will be even more daunting with climate change, which is a ‘threat multiplier.’ Climate change can worsen some of humanity’s greatest challenges, including health, poverty and hunger, not to mention its impact on wildlife, flora, fauna and marine life. In this regard, addressing climate change through green recovery is integral to addressing the sustainable development challenges.

Since 2016, the percentage of LGUs with climate and disaster risk-informed plans have been increasing. Fifty-six percent of LGUs enhanced their Comprehensive

Land Use Plans (CLUPs) to be climate- and disaster-risk informed, 9.7 percent enhanced their Comprehensive Development Plan (CDP), 85 percent have Local Climate Change Action Plans (LCCAP), and 19 percent have Local Disaster Risk Reduction and Management Plans (LDRRMPs) as of 2021.

The proportion of local governments that adopt and implement local disaster risk reduction strategies increased by 3.52 percentage points from 2016 to 2018 on average. This is in line with the national disaster risk reduction strategy of the Philippines. Most of the regions either increased or retained their level of implementation of local disaster risk reduction strategies. In the Western Visayas region alone, a significant increase of 74.9 percent has been observed on the proportion of the total number of evacuated and relocated persons per 100,000 due to disasters.

### 3. Deepening commitments towards the goals

#### *Coastal and Marine Ecosystems Management Program (CMEMP)*

Aside from the additional areas considered as protected areas, the government has continuously implemented programs to conserve and sustainably use our coastal and marine resources. One of the notable national programs implemented by the government is the CMEMP of the DENR which was launched in 2016 through DENR Administrative Order No. 2016-26.<sup>57</sup> This program aims to manage and address the threats to coastal and marine degradation in order to achieve

and promote sustainability of ecosystem services, food security, and climate change resiliency.<sup>58</sup>

### *Fisheries Management Areas (FMAs)*

In addition, the Department of Agriculture - Bureau of Fisheries and Aquatic Resources (DA-BFAR) has established FMAs through Fisheries Administrative Order (FAO) No. 263 series of 2019.<sup>59</sup> This has identified 12 FMAs across the country which were established based on scientific assessments and information from the National Stock Assessment Program (NSAP) and public consultations.<sup>60</sup>

### *National Plan of Action for Marine Litter*

Based on a World Bank report, the Philippines generates around 2.7 million tons of plastic wastes each year where approximately 20 percent pollutes the oceans.<sup>61</sup> This affects not only coastal communities but the entire fishing, shipping, and maritime industries which are extremely vulnerable to the effects of marine debris.

The DENR formulated the National Plan of Action for the Prevention, Reduction and Management of Marine Litter (NPOA-ML)<sup>62</sup> which envisions to achieve zero waste in Philippine waters by 2040 through shared responsibility, accountability, and

participatory governance. To ensure this, programmatic actions or strategies have been identified, such as: (i) establishing science-based and evidence-based baseline information on marine litter; (ii) mainstreaming circular economy and sustainable consumption and production initiatives; (iii) enhancing recovery and recycling coverage and markets; and (iv) preventing leakage from collected or disposed wastes, among others.

### *Nationally Determined Contributions*

On 15 April 2021, the Philippines' first Nationally Determined Contribution (PH-NDC) was adopted, which articulates an ambitious target to avoid 75 percent of future greenhouse gas emissions from 2020-2030. Out of the total target, 72.29 percent are conditional, while the remaining 2.71 percent are unconditional (i.e., to be implemented using domestic resources). Under this framework, the Philippines shall undertake adaptation measures with mitigation co-benefits in different sectors such as agriculture, forestry, coastal and marine ecosystems and biodiversity, health, and human security to increase the country's resilience to impacts of climate change. The country is also in the process of determining and finalizing the priority list of policies and measures that will operationalize the NDC target.

### **An Ordinance on the Ban of Plastic<sup>63</sup>**

Over the years, the cognition of the problem of plastic became a concern in the Philippines. To address this, LGUs have been enacting and implementing ordinances that ban the use of plastic. The first municipality to enact such ordinance is the city of Los Baños. Metro Manila cities such as Muntinlupa, Las Piñas, Pasig, Quezon City, Pasay, Parañaque and Makati have also issued ordinances to regulate the use of plastic. In 2021, 121 LGUs urged a nationwide ban on single-use plastics supporting calls for strong implementation of Ecological Solid Waste Management Act.

### *Sustainable Finance (SF) Framework*

The Bangko Sentral ng Pilipinas (BSP) has issued Circular No. 1085 providing an SF Framework for the banking sector. It sets out the integration of sustainability principles in corporate governance, risk management frameworks, and other strategic objectives and operations of banks in the Philippines. The Sustainable Finance Framework has also integrated Sustainable Blue Economy Finance Principles in terms of asset categories in line with developing a sustainable blue economy.<sup>64</sup>

### *Sustainable Finance Roadmap and Guiding Principles*

In October 2021, the country launched the Philippine Sustainable Finance Roadmap and Guiding Principles. The Sustainable Finance Roadmap will help streamline green and climate finance in the financial sector. It covers climate finance flows, including green finance taxonomy, and processes for implementation, regulation, transparency, and institutional arrangements. The roadmap also covers blue bonds which are directed towards sustainable management of the coastal and marine sector.

On the other hand, the Sustainable Finance Guiding Principles has been developed to establish a common understanding among various stakeholders of the economic activities in the Philippines that can be considered as 'sustainable.' It is a principle-based guidance on identifying economic activities that contribute to supporting sustainable development, with a focus on addressing the impacts of climate change, and to encourage the flow of capital to these activities.

## **4. Harnessing innovation for the environment**

### *Waste recovery and sustainability strategies during pandemic*

An adverse effect of the COVID-19 pandemic is the increase in the volume of medical and household wastes such as personal protective equipment (PPE) (e.g., disposable masks, face shields). To address this concern, the production of eco-friendly PPEs was promoted and initiatives were pilot-tested by agencies. For instance, the Department of Science and Technology - Forest Products Research and Development Institute (DOST-FPRDI) fabricated prototypes of Lapnis-Framed Face Shields (LFFS) prior to its mass production.

Furthermore, DOST-FPRDI has also implemented the "Development of Bamboo-Abaca Hands-free Disinfectant Dispenser and Foot Bath Prototypes for COVID-19 Prevention". For the initial fabrication of prototypes, 20 poles of giant bamboos were collected, treated, and dried. Dispensers using press-pump bottles with footbath and the sponges included were fabricated using abaca materials. Prototype models were placed in various agencies and offices in Los Baños including the Department of Science and Technology - Philippine Council for Agriculture, Aquatic and Natural Resources Research and Development (DOST - PCAARRD), DOST CALABARZON, Los Baños Municipal Office, Municipal Health Office in Barangay Anos, vaccination hub in Barangay Batong Malake, Los Baños Doctors Hospital, Centro Mall, Diocesan Shrine of St. Therese of the Child Jesus, and the University of the Philippines Los Baños.

## Case Story: Boracay Rehabilitation<sup>65</sup>

In 2018, Boracay Island was placed under a state of calamity and temporary closure by virtue of Proclamation No. 475. The DENR led a carrying capacity study that identified Boracay Island's ecological thresholds/limitations and guided the formulation of the Boracay Action Plan. The government has also enforced laws and ordinances governing wastewater treatment, solid waste management, and easement areas to ensure that the reopening of the island to tourism activities will not compromise the state of its ecosystem.

Nine Boracay wetlands were identified for rehabilitation, five of which have been adopted by private companies, Energy Development Corp., Aboitiz Equity Ventures Inc., Boracay Tubi System Inc., J.G. Summit Olefins Corp., and San Miguel Corp. within a period of three to five years.

The success of the Boracay Island rehabilitation, particularly in terms of strict implementation of legal easement or no-build zone for establishments near the shoreline and the conduct of carrying capacity studies, is being replicated in other areas such as El Nido, Coron, Puerto Galera, Siargao, and Panglao, Bohol. Similarly, tourism infrastructure development plans are currently being developed in other areas to ensure that support infrastructure and tourism activities that will be undertaken in these areas are based on their respective carrying capacities and are within ecological limits.

Through practicing Sustainable Consumption and Production (SCP) in the daily lives and economic activities of every Filipino, attaining SDG 13 on Climate Action will be achieved. The Philippines will be more resilient and become adaptive to climate-related hazards and natural disasters. Climate change measures will also be integrated into national policies, strategies, and planning. At the same time, this will also increase and improve awareness on climate change for policy and decision-making processes, promoting mitigation, adaptation, impact reduction, and early warning.



### *Using Internet of Things in Monitoring*

The peatlands are also given priority in the Philippines. DENR and the PLDT Group collaborated to restore the Caimpugan Peatland in the Agusan Marsh Wildlife Sanctuary (AMWS). The Caimpugan Peatland located in Agusan del Sur, holds the only remaining intact peat swamp forest on record that is the largest of its kind in the Philippines. The project will be implemented until 2023 under Smart's Rainforest Connection and Connected Mangroves programs, which both utilize Internet of Things (IoT) solutions and artificial intelligence to protect natural resources.<sup>66</sup>

PLDT and Smart provided drone equipment, mobile phones, radio devices, and personal protective gear to upgrade the biodiversity, disaster risk reduction, and carbon sequestration patrolling and monitoring activities of the Bantay Danao volunteers that protect the AMWS.<sup>67</sup>

Also, in partnership with DENR, Huawei and a US-based NGO has implemented the Rainforest Connection tool which uses a solar-powered bioacoustics monitoring system deployed in rainforests. The innovation prevents illegal logging and poaching activities by utilizing mobile technology to detect and record forest sounds. DENR forest rangers receive real-time alerts of audio recordings of the sounds of chainsaws, trucks and other sounds of forest destruction.

### *Philippine Action Plan for Sustainable Consumption and Production (PAPS4SCP)*

Many SDGs are interlinked with SDG 12. Promoting and advancing responsible

consumption and production is necessary to protect and preserve the natural resources for the use of future generations and to ensure resiliency when faced with environmental shocks and disease outbreaks.

The PAP4SCP also ensures that these actions are aligned to achieve the overall SCP Vision for the Philippines: improvement of living conditions of current and future generations of Filipinos towards the country's long-term aspirations. These strategies are categorized into the following: (a) Policy and regulation; (b) Research and Development, Innovation, and Technology; (c) Infrastructure; and (d) Promotion and Education. Monitoring and Evaluation (M&E) mechanisms are placed to support and track the progress of the SCP implementation.

### *Urban Carrying Capacity Assessments (UCCA)*

Urban Carrying Capacity (UCC) is a conceptual foundation that guides local governments in planning and monitoring sustainable urban development. UCC intends to provide a harmonized analytical framework on UCCA, standard methodology and stepwise procedure for estimating UCC and guiding templates with specific parameters/measures in establishing UCC thresholds.

Urbanization brings economic opportunities to communities, but its rapid rate of growth gives rise to congestion and overconsumption. Limited natural resources are depleting and cannot keep up with the growing urbanization. The UCCA Manual compiles and integrates the lessons taken from similar assessments. This

manual will help policymakers to assess the carrying capacity of their locality, formulate sound policies and implement plans and programs to mitigate the negative effects of rapid urbanization and improve the quality of life of its constituents. The manual has already been pilot-tested and is being finalized. This will be subsequently rolled out to the LGUs of cities and highly-urbanized communities.

*Water Security in Cagayan River Basin: Assessment of Impact of Present and Future Climate to Water Resources and Demands for Agriculture, Domestic and Industry using the Water Evaluation and Planning (WEAP) Model*

Cagayan River Basin (CRB) is considered as a critical resource which benefits users in the region and surrounding areas. To achieve water security in the region, it is necessary to strengthen water assessment and integrated water resource planning. Thus, the need for proper management and maintenance in order to maximize its allocation within the community. The research will generate information using WEAP as an analytical modeling tool on water resources, estimate use and future demands, and establish indicators of water security index of the Magat sub-basin under present and future climate scenarios. The study is being finalized, to be turned over to the LGUs concerns. The intent, moving forward, is to replicate the methodology for other river basins in the country.

*Social Innovation for Environmental Protection*

With only PHP 10,000 (USD 200), Mark Sultan Gersava, a climate activist and farmer from Sultan Kudarat started selling retail bamboo products known as Bambuhay named after the bamboo and “buhay”—the Filipino word for “life.”<sup>68</sup>

Gersava established a straw facility in Carrangalan, Nueva Ecija, sourcing the naturally grown bamboo from the 100,000-hectare Talavera Watershed Forest Reserve and employing 12 people in production and 37 harvesters.

Since its conception, Bambuhay has made significant contributions to climate action. It has contributed to avoidance of 1,300 tons of plastic, thus keeping out 6,600 tons of CO<sub>2</sub> from the atmosphere.

*Accelerated and Sustainable Anti-Poverty Program (ASAPP)*

Another holistic program is the ASAPP that boosts the local coffee industry in Tuburan, Cebu. Government agencies led by the NEDA Regional Office VII, LGUs, and private enterprises collaborated to expand production and markets of coffee growers. The collaboration ensured the market and community readiness by providing technical assistance on coffee production, coffee handling practices, and post-harvest facilities, providing coffee seedlings and funds for fertilizers, as well as for post-harvest facilities, and coffee bean grinding/processing facilities. Currently, the Tuburan initiative supplies coffee to major hotels in Cebu.

### *Circularity in Plastics*

Green Antz Builders, Inc., a circular economy and innovation group which started in 2013, has provided solutions to transform various plastic wastes (e.g., Polyethylene terephthalate [PET] bottles, sachets, plastic containers and utensils, plastic packs) to other usable products such as ecobricks, ecopavers, ecocast. These plastic wastes are shredded into smaller pieces and mixed with cement and other construction materials to form these eco-products. Drop-off points are set up by the company all over Metro Manila and in Laguna where the plastic wastes are collected and hauled going to the Bulacan Plant for sorting and processing. Some of the notable partners of Green Antz Builders, Inc. include Nestlé, Coca-Cola, Unilever, Ayala Corporation, and Holcim Philippines.

## Endnotes

### HEALTH

<sup>1</sup> Philippine Statistics Authority (2020) Highlights of the April 2020 Labor Force Survey. Retrieved from: <https://psa.gov.ph/content/employment-situation-april-2020>

<sup>2</sup> Philippine Statistics Authority (2022). Highlights of the Preliminary Results of the 2021 Family Income and Expenditure Survey (FIES) Visit 1. Retrieved from: <https://psa.gov.ph/content/highlights-preliminary-results-2021-family-income-and-expenditure-survey-fies-visit-1>

<sup>3</sup> The Official Gazette (2020). Republic Act No. 11519 An Act Extending the Availability of Appropriations under Republic Act No. 11494, otherwise known as the “Bayanihan To Recover as One Act”. Retrieved from: <https://www.officialgazette.gov.ph/downloads/2020/12dec/20201229-RA-11519-RRD.pdf>

<sup>4</sup> Republic Act 11346 (2019) An Act Increasing the Excise Tax on Tobacco Products, Imposing Excise Tax on Heated Tobacco Products and Vapor Products, Increasing the Penalties for Violations of Provisions on Articles Subject to Excise Tax, and Earmarking Portion of the Total Excise Tax Collection from Sugar-sweetened Beverages, Alcohol, Tobacco, Heated Tobacco, and Vapor Products for Universal Health Care, Amending for this Purpose Sections 144, 145, 146, 147, 152, 164, 260, 262, 263, 265, 288, AND 289, Repealing Section 288(B) AND 288(C), and Creating New Sections 263-A, 265-B, and 288-A of the National Internal Revenue Code of 1997, as Amended by Republic Act No. 10963, and for Other Purposes.

<sup>5</sup> Philippine News Agency (2022) PRRD admin's pandemic response 'playbook' to guide next leaders. Retrieved from: <https://www.pna.gov.ph/articles/1172086>

<sup>6</sup> Department of Health (2022). Looking Back, Moving Forward: PDITR Accomplishments From COVID-19 to UHC

<sup>7</sup> Ateneo De Manila University (2022) FASSSTER recognized by DOH for its COVID-19 monitoring platform. Retrieved from: <https://www.ateneo.edu/news/2022/05/02/fassster-recognized-doh-its-covid-19-monitoring-platform>

<sup>8</sup> Bloom DE, Cadarette D. (2019). Infectious Disease Threats in the Twenty-First Century: Strengthening the Global Response.

<sup>9</sup> Department of Health (2020) Government launches public-private task force t3 (test, trace and treat) to significantly expand rt-pcr testing capacity. Retrieved from: <https://doh.gov.ph/doh-press-release/government-launches-public-private-task-force-T3>

<sup>10</sup> Department of Science and Technology – Philippine Council for Health Research and Development (n.d.) GenAmplify™ COVID-19 rT-PCR Detection Kit. Retrieved from: <https://www.pchrd.dost.gov.ph/technologies/genamplify-covid-19-rt-pcr-detection-kit/>

<sup>11</sup> RxBox (n.d.). RxBox, A Telehealth System. Retrieved from: <https://rxbox.chits.ph/>

### ECONOMIC

<sup>12</sup> Philippine Statistics Authority (2021). Philippine GDP posts -8.3 percent in the fourth quarter of 2020; -9.5 percent for full-year of 2020. Retrieved from: <https://psa.gov.ph/content/philippine-gdp-posts-83-percent-fourth-quarter-2020-95-percent-full-year-2020>

<sup>13</sup> Philippine Statistics Authority (2022) The Philippine Statistics Authority releases the Seasonally Adjusted National Accounts Publication covering the period Q1 2019 to Q1 2022. Retrieved from: <https://psa.gov.ph/foreign-investments/technical-notes>

- <sup>14</sup>. Philippine Statistics Authority (2022). PSA Releases Annual Revisions of the National Accounts of the Philippines. Retrieved from: <https://psa.gov.ph/content/psa-releases-annual-revisions-national-accounts-philippines-0>
- <sup>15</sup>. Philippine Statistics Authority (2020) Employment Situation in July 2020. Retrieved from: <https://psa.gov.ph/press-releases/id/163034>
- <sup>16</sup>. Department of Budget and Management (2022) DBCC Joint Statement for the 181st DBCC Meeting Print. Retrieved from: [https://www.dbm.gov.ph/index.php/secretary-s-corner/press-releases/list-of-press-releases/2218-dbcc-joint-statement-for-the-181st-dbcc-meeting#:~:text=The%20Philippine%20Statistics%20Authority%20\(PSA,of%20the%20fastest%2Dgrowing%20economies.](https://www.dbm.gov.ph/index.php/secretary-s-corner/press-releases/list-of-press-releases/2218-dbcc-joint-statement-for-the-181st-dbcc-meeting#:~:text=The%20Philippine%20Statistics%20Authority%20(PSA,of%20the%20fastest%2Dgrowing%20economies.)
- <sup>17</sup>. See Table 2 or Annex A. SDG 1
- <sup>18</sup>. Department of Finance (n.d.). Comprehensive Tax Reform Program. Retrieved from: <https://taxreform.dof.gov.ph/>
- <sup>19</sup>. Department of Finance (n.d.). Package 1: Train. Retrieved from: <https://taxreform.dof.gov.ph/tax-reform-packages/p1-train/>
- <sup>20</sup>. Department of Finance (n.d.). Package 2: Corporate Recovery and Tax Incentives for Enterprises (CREATE) Act. Retrieved from: <https://taxreform.dof.gov.ph/tax-reform-packages/p2-corporate-recovery-and-tax-incentives-for-enterprises-act/>
- <sup>21</sup>. Department of Finance (n.d.). Package 2+: Sin Taxes. Retrieved from: <https://taxreform.dof.gov.ph/tax-reform-packages/package-2plus-sin-taxes/>
- <sup>21.a</sup> Increasing sin taxes will save lives: Department of Health Website. INCREASING SIN TAXES WILL SAVE LIVES | Department of Health website. (n.d.). Retrieved June 17, 2022, from <https://doh.gov.ph/node/16806#:~:text=%E2%80%9CSin%20tax%20saves%20lives%2C%20promotes,upholding%20this%20cause%20with%20us.>
- <sup>22</sup>. Ateneo De Manila University (2022) FASSSTER recognized by DOH for its COVID-19 monitoring platform. Retrieved from: <https://www.ateneo.edu/news/2022/05/02/fassster-recognized-doh-its-covid-19-monitoring-platform>
- <sup>23</sup>. Department of Tourism (2020) DOT, TPB launch official Philippine travel app. Retrieved from: [https://beta.tourism.gov.ph/news\\_and\\_updates/dot-tpb-launch-official-philippine-travel-app/](https://beta.tourism.gov.ph/news_and_updates/dot-tpb-launch-official-philippine-travel-app/)
- <sup>24</sup>. Department of Tourism (2020) Puyat launches Baguio's VIS.I.T.A. platform. Retrieved from: [http://www.tourism.gov.ph/news\\_features/BaguiosVISITApatform.aspx#:~:text=Dubbed%20as%20the%20Baguio%20Visitor,travel%20advisories%20and%20tourism%20information.](http://www.tourism.gov.ph/news_features/BaguiosVISITApatform.aspx#:~:text=Dubbed%20as%20the%20Baguio%20Visitor,travel%20advisories%20and%20tourism%20information.)
- <sup>25</sup>. Department of Science and Technology (2021) DOST develops s-pass for easy coordination in areas with different travel restrictions. Retrieved from: <https://www.dost.gov.ph/knowledge-resources/news/72-2021-news/2168-dost-develops-s-pass-for-easy-coordination-in-areas-with-different-travel-restrictions.html>
- <sup>26</sup>. Wright, C. (2020) The Philippines: COVID-19 helps a digital revolution. Asia Money. <https://www.asiamoney.com/article/27hz7xvjloida73rldfcw/southeast-asia/the-philippines-covid-19-helps-a-digital-revolution>
- <sup>27</sup>. Lee C. Chipongian (2022) PH's first digital banks to operate soon. Retrieved from: <https://mb.com.ph/2022/01/16/phs-first-digital-banks-to-operate-soon/>
- <sup>28</sup>. Philippine Statistics Authority (2022) PSA pushes for an inclusive PhilSys; continues to prioritize IP registration. Retrieved from: <https://psa.gov.ph/content/psa-pushes-inclusive-philsys-continues-prioritize-ip-registration>
- <sup>29</sup>. TESDA online program Mobile Training Laboratory Program. Retrieved from <https://www.tesda.gov.ph/News/Details/17676>
- <sup>30</sup>. Department of Labor and Employment (n.d.) About TUPAD. Retrieved from: <https://www.dole.gov.ph/tupad-contents/>
- <sup>31</sup>. Department of Labor and Employment (2020) Philippine Labor, The Official Newsletter of the Department of Labor and Employment. Vol. XXVIII No.5.

## SOCIAL

- <sup>32</sup>. Department of Education (2020). Guidelines on the Engagement of Services of Learning Support Aides to Reinforce the Implementation of the Basic Education Learning Continuity Plan in Time of COVID-19 pandemic. Retrieved from: [https://www.deped.gov.ph/wp-content/uploads/2020/10/DO\\_s2020\\_032-1-1.pdf](https://www.deped.gov.ph/wp-content/uploads/2020/10/DO_s2020_032-1-1.pdf)
- <sup>33</sup>. Technical Education and Skills Development Authority (n.d.) TESDA Launches Mobile App featuring TESDA Online Programs. Retrieved from: <https://www.tesdaguides.com/tesda-launches-mobile-app-featuring-tesda-online-programs/>
- <sup>34</sup>. National Economic and Development Authority (2022) Factors Affecting Learning Outcomes of Filipino Students. Unpublished study.
- <sup>35</sup>. Department of Information and Communications Technology (2017) National Broadband Plan. Retrieved from: <https://dict.gov.ph/wp-content/uploads/2017/09/2017.08.09-National-Broadband-Plan.pdf>
- <sup>36</sup>. Department of Education (2020) Towards a Working DepEd Commons Part I: Roadmap. Retrieved from: <https://commons.deped.gov.ph/dep-ed-commons-roadmap.pdf>

<sup>37.</sup> Department of Education (2020) DepEd commends Manila in laptop, gadget distribution for distance learning. Retrieved from: <https://www.deped.gov.ph/2020/08/28/deped-commends-manila-in-laptop-gadget-distribution-for-distance-learning/>

<sup>38.</sup> Quezon City Council (2020) Ordinance No. SP-2954, S-2020. An Ordinance Providing Free Use of Tablet to All Secondary Grade 7 to Grade 12 Public School Students of Quezon City in Preparation for Blended Learning for the School Year 2020-2021. Retrieved from: <https://quezoncity.gov.ph/wp-content/uploads/2020/11/2954.pdf>

<sup>39.</sup> Department of Education (n.d.) ALS 2.0. Retrieved from: <https://www.deped.gov.ph/about-als/>; Department of Education (n.d.) About Alternative Learning System. Retrieved from: <https://www.deped.gov.ph/k-to-12/inclusive-education/about-alternative-learning-system/>

<sup>40.</sup> See Table 6 or Annex A. SDG 5

<sup>41.</sup> See Table 6 or Annex A. SDG 5

<sup>42.</sup> See Table 6 or Annex A. SDG 5

<sup>43.</sup> Philippine Commission on Women (n.d.) Gender and Development Budget. Retrieved from: <https://pcw.gov.ph/gad-budget-report/>

<sup>44.</sup> Department of the Interior and Local Government (2021) DILG: E911 hotline now caters to VAWC calls. Retrieved from: <https://www.dilg.gov.ph/news/DILG-E911-hotline-now-caters-to-VAWC-calls/NC-2021-1221>

<sup>45.</sup> E-Report sa Gender Ombud (n.d.) E-Report sa Gender Ombud. Commission on Human Rights' Monitoring and Response to Gender-Based Violence During Enhanced Community Quarantine in the Philippines. Retrieved from: <https://www.gbvcovid.report/landing/home>

<sup>46.</sup> Anti-Red Tape Authority (n.d.) The Ease of Doing Business Law. Retrieved from: <https://arta.gov.ph/about/the-ease-of-doing-business-law/#:~:text=Republic%20Act%2011032%20or%20the,and%20procedures%20of%20government%20services.>

<sup>47.</sup> Department of the Interior and Local Government (2021) 2021 Seal of Good Local Governance: Pagkilala sa katapatan at kahusayan ng pamahalaang local. Retrieved from: [https://dilg.gov.ph/PDF\\_File/issuances/memo\\_circulars/dilg-memocircular-202138\\_124de7730d.pdf](https://dilg.gov.ph/PDF_File/issuances/memo_circulars/dilg-memocircular-202138_124de7730d.pdf)

<sup>48.</sup> Philippine Statistics Authority (2022) PSA pushes for an inclusive PhilSys; continues to prioritize IP registration. Retrieved from: <https://psa.gov.ph/content/psa-pushes-inclusive-philsys-continues-prioritize-ip-registration>

<sup>49.</sup> Department of Health (2020) Recommendations relative to the management of the Coronavirus Disease 2019 (COVID-19) situation. Retrieved from: <https://doh.gov.ph/sites/default/files/health-update/IATF-Resolution-No.-25.pdf>

<sup>50.</sup> National Plan Against COVID-19 Phase IV

<sup>51.</sup> National Economic and Development Authority (2020) Technical Working Group on Anticipatory and Forward Planning. Retrieved from: <https://neda.gov.ph/iatf-twg-afp/>

<sup>52.</sup> National Economic Development Authority (2020). We Recover As One (WRAO). Retrieved from: <https://neda.gov.ph/we-recover-as-one/>

<sup>53.</sup> Inter-Agency Task Force for the Management of Emerging Infectious Diseases (2020) Resolution No. 66. Retrieved from: <https://doh.gov.ph/sites/default/files/health-update/IATFResolution66.pdf>

## ENVIRONMENT

<sup>54.</sup> See Table 7 or Annex A. SDG 14

<sup>55.</sup> The Official Gazette. 2018. Declaring a Portion of the Philippine Rise Situated Within the Exclusive Economic Zone of the Philippine Sea, North Eastern Coast of Luzon Island as Marine Resource Reserve Pursuant to Republic Act No. 7586, or the National Integrated Protected Areas System Act of 1992, to be known as the Philippine Rise Marine Resource Reserve. Retrieved from: <https://www.officialgazette.gov.ph/downloads/2018/05may/20180515-PROC-489-RRD.pdf>

<sup>56.</sup> See Table 8 or Annex A. SDG 15

<sup>57.</sup> Department of Environment and Natural Resources (2016). Guidelines for the Implementation of the Coastal and Marine Ecosystems Management Program (CMEMP). Retrieved from: <https://www.informea.org/sites/default/files/legislation/DENR%20Administrative%20Order%2026%202016%20%28Guidelines%20for%20the%20Implementation%20Coastal%20and%20Marine%20Ecosystems%20Management%20Program%20%28CMEMP%29%29.pdf>

<sup>58.</sup> This project has the following specific components: (a) establishment and strengthening of marine protected area networks; (b) provision biodiversity-friendly social enterprise development; (c) conduct of capacity building on coastal and marine management; (d) provision of technical assistance for stakeholders on sustainable financing and/or alternative livelihood; (e) development of knowledge management platform; (f) promoting public awareness through social marketing and mobilization; and (g) conduct of periodic assessment/monitoring and evaluation of the program.

<sup>59.</sup> Department of Agriculture - Bureau of Fisheries and Aquatic Resources (2019). Establishment of Fisheries

Management Areas (FMA) for the Conservation and Management of Fisheries in Philippine Waters. Retrieved from: <https://www.bfar.da.gov.ph/wp-content/uploads/2021/04/FAO-No.-263-s.-2019.pdf>

<sup>60.</sup> The FMAs will each have a multisectoral Management Board to formulate their respective rules, regulations, policies, and programs, including those related to harvest control rules and reference points.

<sup>61.</sup> The World Bank (2021). Market Study for Philippines: Plastics Circularity Opportunities and Barriers. Retrieved from: <https://www.worldbank.org/en/country/philippines/publication/market-study-for-philippines-plastics-circularity-opportunities-and-barriers-report-landing-page>

<sup>62.</sup> Adopted through DENR Memorandum Circular No. 2021-10 signed on 5 August 2021.

<sup>63.</sup> Oceana (2021) 121 LGUs urge nationwide ban on single-use plastics supporting calls for strong implementation of Ecological Solid Waste Management Act. Retrieved from: <https://ph.oceana.org/press-releases/121-lgus-urge-nationwide-ban-on-single-use-plastics-supporting-calls-for-strong-implementation-of-ecological-solid-waste-management-act/>

<sup>64.</sup> Department of Finance (2021). Sustainable Finance Framework. Retrieved from: <https://www.dof.gov.ph/download/sustainable-financeframework/?wpdmdl=30994&refresh=61ebce366b3d61642843702>

<sup>65.</sup> Official Gazette (2018). Proclamation No. 475 Declaring a State of Calamity in the Barangays of Balabag, Manoc-Manoc and Yapak (Island of Boracay) in the Municipality of Malay, Aklan, and Temporary Closure of the Island as a Tourist Destination. Retrieved from: <https://www.officialgazette.gov.ph/downloads/2018/04apr/20180426-PROC-475-RRD.pdf>

<sup>66.</sup> Department of Environment and Natural Resources (2020). DENR Seals Landmark Partnership with PLDT-Smart for Peatlands Conservation. Retrieved from: <https://www.denr.gov.ph/index.php/news-events/press-releases/1704-denr>

<sup>67.</sup> Philippine Long Distance Telephone Company (2021). Communication on Progress. Retrieved from: <https://www.denr.gov.ph/index.php/news-events/press-releases/1704-denr-seals-landmark-partnership-with-pldt-smart-for-peat-lands>

<sup>68.</sup> Debuque, T. (2021) A social enterprise scales the heights of the bamboo tree. Retrieved from: <https://philippines.un.org/en/165944-social-enterprise-scales-heights-bamboo-tree>



Chapter IV:

# Means of Implementation

## IV. Means of Implementation

Reeling from the impact of COVID-19, the focus on Goal 17 on partnerships and means of implementation became more important. Much needed resources were used to supplement the health interventions while international cooperation was further leveraged to allow for more strategic financing of the country's development priorities and the Sustainable Development Goals (SDG).

Effective public financial management is a key priority for SDG implementation in the Philippines. Policies and programs have been launched to better steer domestic resource flows towards attaining the SDGs. The Philippines also enacted tax reforms to make the tax system fairer and more efficient. The Comprehensive Tax Reform Program (CTRP) and Sin Tax empowers Micro, Small, and Medium Enterprises (MSMEs) and individuals while broadening the tax base and imposing taxes on tobacco products, sugary drinks, and environmentally harmful industries such as mining and coal production.<sup>1</sup>

Leveraging Foreign Direct Investments (FDI), Official Development Assistance (ODA), and overseas remittances have also been prioritized as crucial drivers for growth and for sustainable development.

Since 2010, the government spending as a whole has also been increasing. By 2019, this has reached PHP 3.8 trillion and by 2020 this increased to PHP 4.3 trillion.<sup>2</sup> By 2020, the recorded share of government expenditure as a percentage of GDP has grown to 23.6 percent.<sup>3</sup> This is supported by a further focus on domestic resources as the primary source of financing for the country such as government revenue, domestic borrowing, and public-private partnerships (*see Figure 8*).

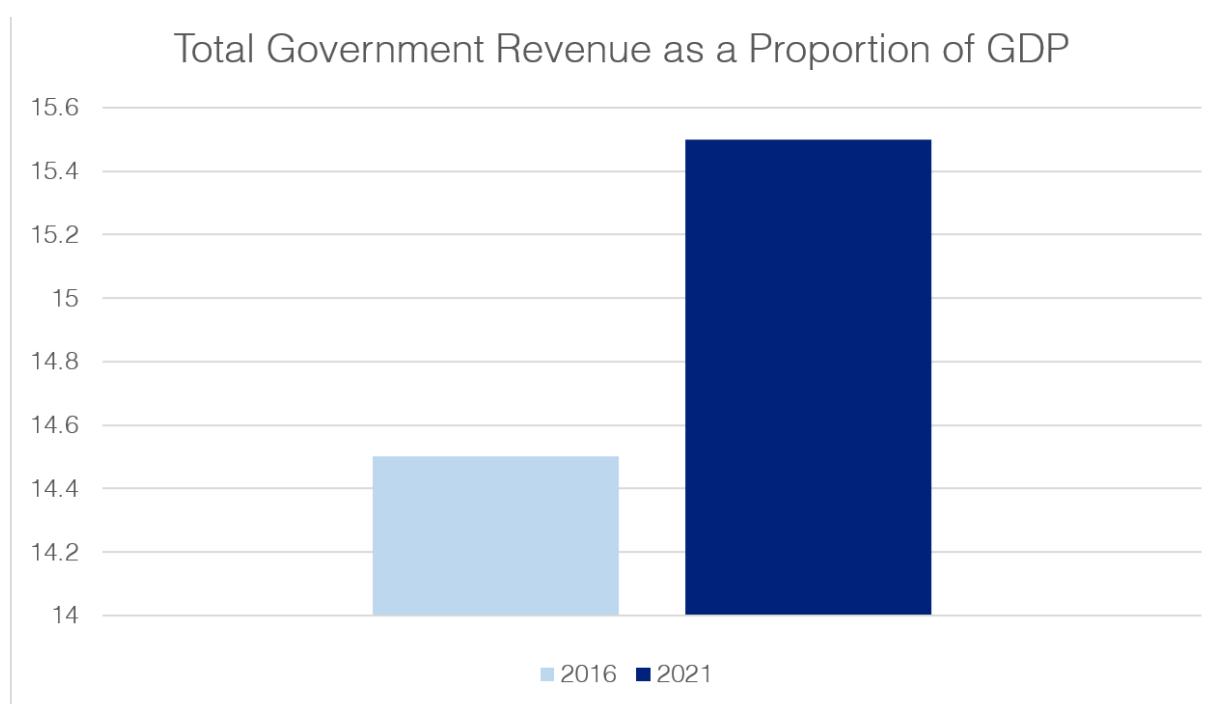


Figure 8. Total government revenue as a proportion of GDP

## A. Effective Public Financial Management

Drawing from its experience with the Millennium Development Goals (MDGs), the Philippines realized that the successful national implementation of the SDGs that is evidence-based and results-driven requires a financial plan.

Since 2016, strategies and legislation have been enacted to enhance and drive the mobilization of resources for the SDGs. This has been primarily done by using a sustainable development lens through the PDP to ensure that many of the government policies, activities, and programs have been developed organically with the needs of the country in mind. To finance this endeavor, the Philippines has maintained efficient and sound fiscal policies. This has been the government's primary tool in ensuring developmental projects are maximized and impactful.

As with the rest of the world, the Philippines is adversely affected by the crippling socioeconomic and financial impact of COVID-19. Up until the pandemic, the country had made significant and consistent gains in reinforcing its fiscal position. The Philippines is cognizant that sustainable fiscal management needs to go hand-in-hand with efforts to revitalize the economy and ensure long-term growth. A broad-based, deep, and encompassing financial system is also critical for accelerating the implementation of the SDGs towards 2030, especially through inclusive businesses and social enterprises.

Boosting domestic capital markets and the continued leveraging of foreign direct investments have therefore been

the bulk of the Philippine strategy to sustaining growth in the country and in financing initiatives for the SDGs.

## B. Overseas remittances

Remittances from overseas Filipinos continue to be a driving force in the Philippine economy accounting for 8.3 percent of the country's GDP in 2020.<sup>5</sup> The inflow of remittances has continued to increase since 2010 and was only disrupted because of market closures during the COVID-19 pandemic.

The value of remittances and the role of Overseas Filipinos go beyond simply increasing revenue in the country. Although a significant portion of remittances are spent on household consumption, the value of investments is essential for driving further growth in the country and is a large source of financing for the SDGs. Enjoining Overseas Filipinos to make them more productive and active partners in attaining the SDGs has therefore been a focus of the Philippine government.<sup>6</sup>

To drive further investments, instruments have been developed to facilitate ease of doing business and a reduction in transaction costs have been front and center. The Overseas Filipinos Bank continues to promote savings and quality investment of remittances. Diaspora bonds, remittance bonds, and provident fund provide Overseas Filipinos with different options for further investment in the country. To facilitate ease in doing business, the BaLinkBayan.gov.ph portal provides Overseas Filipinos with a one-stop shop portal for diaspora engagements. This also links them to various partners and government services that allow for business, investment, and volunteer opportunities.

## C. Official Development Assistance (ODA)

The ODA in the country is deliberately aligned with the country's PDP. This allowed for better interlinkages of the contributions of the ODA projects since the SDGs are enshrined in the PDP's framework.<sup>7</sup>

ODA continues to be a vital component in development and in SDG financing for the Philippines. It also became an important source of funds for the COVID-19 response. In 2020, the ODA Portfolio of the country amounted to USD30.69 billion which is a 47 percent increase from its 2019 figure.<sup>8</sup> (see Figure 9)

According to the Philippines' CY 2020 ODA Portfolio Review, 122 programs and projects, financed by 62 loans and 60 grants, supported the achievement of the 17 SDGs (see Figure 10). The top

three SDGs supported by ODA loans and grants were SDG 9 (Industry, Innovation and Infrastructure), SDG 1 (No Poverty), and SDG 4 (Quality Education), with 51, 27, and 26 ODA programs and projects, respectively.

## D. Results-based Budgeting System and Expenditure Tagging

Under a well-functioning medium-term and annual budgeting framework and process, the government was better able to trace programs, activities, and projects (PAPs) to higher-level development outcomes. As a result, budgetary allocations are directed with ease towards desired targets. This promotes a financing and implementation practice that is informed by a performance-based budgeting system for more effective mobilization of revenues and resources.

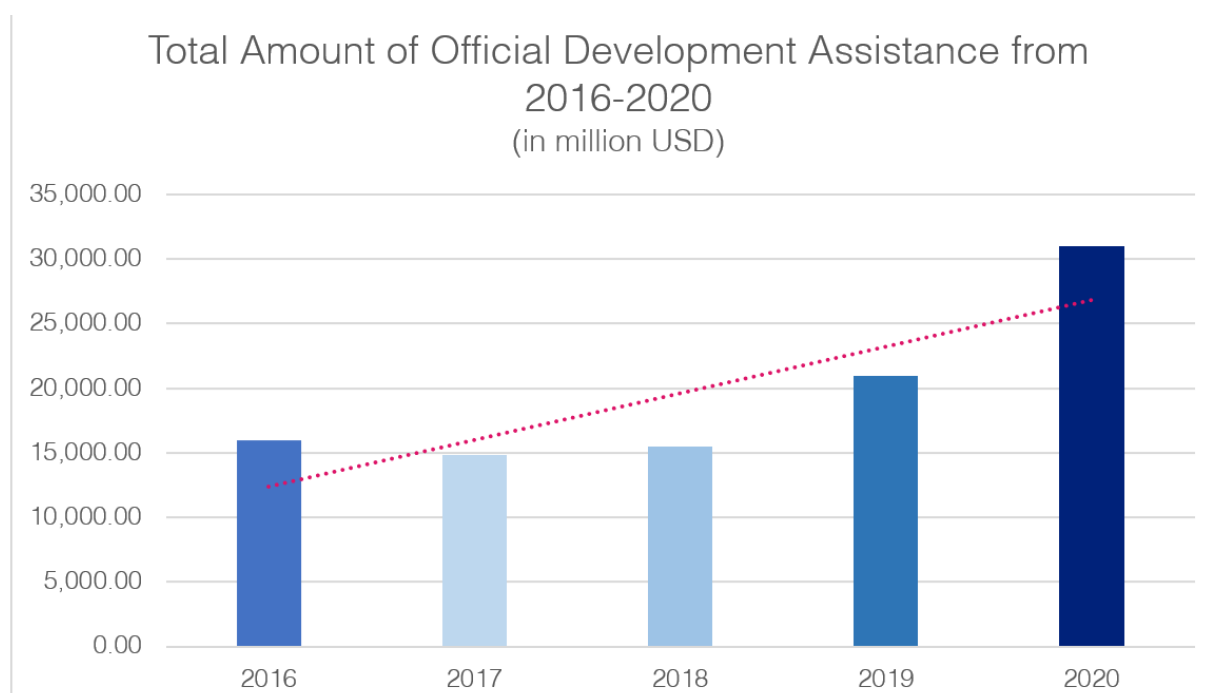


Figure 9. Total amount of Official Development Assistance from 2016-2020 (in million USD)

### *Climate Change Expenditure Tagging (CCET)*

Considering the extreme vulnerability of the Philippines to the impacts of climate change, the government developed a dedicated tracking and tagging system to improve climate resiliency in the country.

The CCET is the country's first budget tagging platform that was institutionalized in the government's budgeting and planning processes. It provides timely analytics on resource allocation as well as comprehensive data on climate change spending. This serves as a useful tool in planning, decision-making, and investment.<sup>9</sup>

While the CCET platform is focused on a more targeted approach towards climate change, it can be leveraged as a model not only for monitoring and evaluation, but also in identifying

financing opportunities to accelerate the least and most underfunded thematic areas, and development interventions to address financing gaps. It is therefore considered as the take-off point for the future SDG Budget Tagging program which aims to do the same as CCET but across all the SDGs.

### *ODA-SDG Monitoring*

Realizing the value of existing mechanisms for monitoring and evaluation as a tool to improve project planning and investment programming, yearly monitoring of ODA that is linked to the SDGs was institutionalized. This is to ensure full implementation of all audit recommendations to improve the financial and operational efficiency of programs and projects. In particular, this looks into proper project implementation, management, and sustainability. This puts emphasis on developing strategies

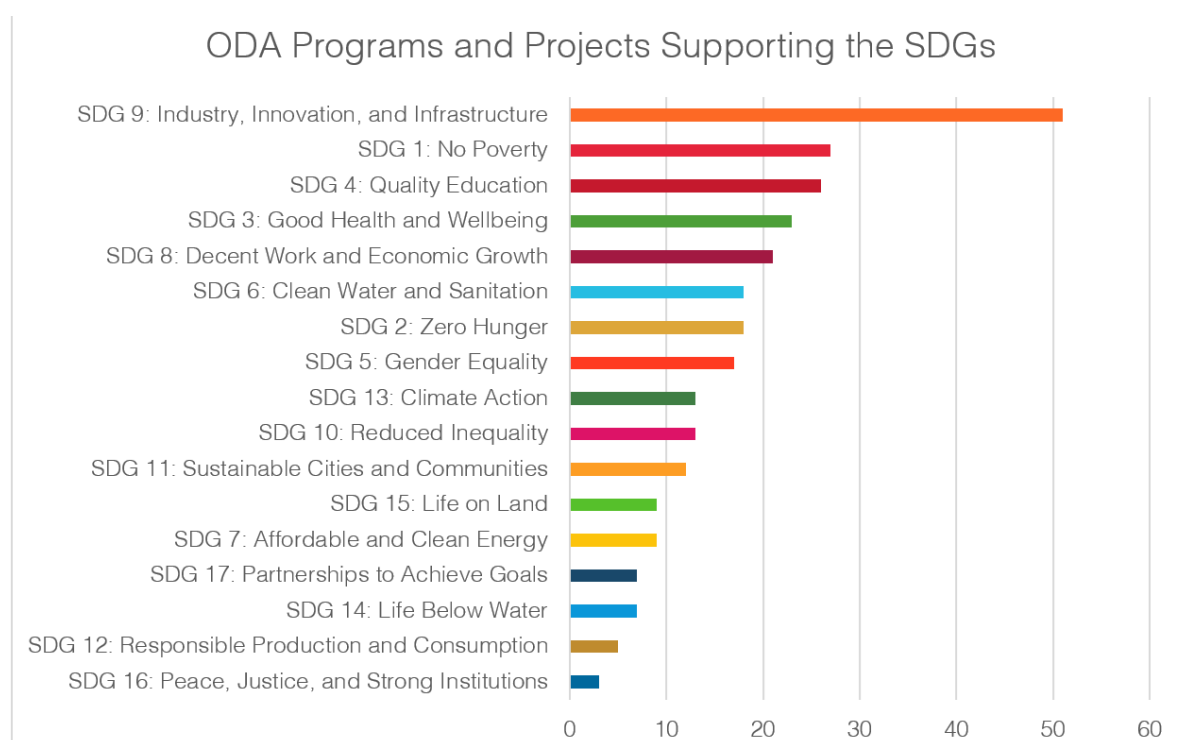


Figure 10. ODA Programs and Projects Supporting the SDGs

and proper mechanisms that will detect any deviations in the project output, ensure that timelines and budgets are followed, and verify that activities/indicators included in the work plan are realistic and achievable.

## E. Partnerships

Partnerships is one of the key thrusts of the 2030 Agenda. Bearing this in mind, the Philippines invested heavily in forging and enabling more strategic and mutually beneficial partnerships that complement the implementation of the SDGs in the country.

### *Partnerships during COVID-19*

The importance of partnerships was magnified at the height of the COVID-19 pandemic. The first trilateral vaccine financing facility in Asia by the Asian Development Bank (ADB), the World Bank, and the Asian Infrastructure Investment Bank (AIIB), greatly assisted the Philippines' vaccination efforts. The World Health Organization (WHO) has likewise provided support particularly through technical expertise to build up national and local level responses for expansion of diagnostics capacity, early contact tracing and management, expansion of healthcare pathways, and strengthening of surveillance systems and risk communication. This, together with the COVID-19 Vaccines Global Access (COVAX), has shown how global partnerships and joint efforts work in the face of crisis.

By 2022, the government has also raised a total of USD 22.55 billion in budgetary support financing from the ADB, World Bank, AIIB, Agence Française de Développement (AFD), Japan International Cooperation Agency

(JICA), Korean Export-Import Bank-Economic Development Cooperation Fund (KEXIM-EDCF), and foreign currency denominated global bonds.<sup>10</sup> In addition, grant and loan financing amounting to a total of USD 3.25 billion has been contracted in support of various projects to be implemented by agencies involved in COVID-19 response.

In the true essence of partnerships, the Philippines also substantially benefited from non-state actors that provided access to knowledge-sharing services and technological expertise at the height of the pandemic. Data from the Oxford Institute, Google, and other non-government organizations alike were used extensively by the Philippine government in the country's strategic planning. Through their platforms, readily available databases, and innovative tools, they provided the country invaluable support that allowed the government to learn about the best practices of other countries around the world and adapt applicable measures to the realities of the Philippines.

### *Climate resilience and Disaster Risk reduction*

**Disaster Resilience:** With the Philippines situated at the center of a typhoon belt and along major tectonic plates, natural calamities such as floods, landslides, droughts, earthquakes, and other climate change-related impacts are very evident. Forming part of the efforts to address these recurring calamities, the country has shifted from disaster response to disaster risk reduction in government policies and programs, particularly in the establishment and implementation of early warning systems, hazard mapping, and disaster preparedness

initiatives. The same has been reflected in the country's National Disaster Risk Reduction and Management Plan (NDRRMP) which centered its priorities on disaster prevention and mitigation, preparedness and response, and rehabilitation and recovery.

Recognizing the significance of cross-stakeholder initiatives in improving resilience, the Philippines urged local governments to join the *Making Resilient Cities 2030* (MCR2030) initiative. MCR2030 is a global partnership of experts in urban resilience, disaster risk reduction, climate change, and the SDGs. This became an avenue for sharing knowledge and experiences, establishing mutually reinforcing city-to-city learning networks and building partnerships among advocates of local resilience. With a network of 442 cities worldwide, MCR2030 has proven to be a rich resource for localities as the platform helped in organizing and structuring documentation of disaster risk reduction management initiatives for tracking progress in improving disaster resilience over time and for identifying priorities for investment and actions.

**Climate Agreement:** Partnerships between and among governments, the private sector, and multilateral institutions are essential to ensure the attainment of the SDGs as well as the Paris Climate Agreement targets. The challenges, pre- and post-COVID-19 pandemic, a catalytic instrument that would ensure progress towards the milestones is done through enhanced leadership and accountability supported by monitoring, evaluation, and review of climate change policies and activities. Cross-sectoral collaborations are at the center of molding the global climate agenda.

When partnerships are forged on a global scale, progress expands outward, with greater impact for everyone.

### *Other strategic partnerships*

It has to be underscored that strategic partnerships in the form of providing grants, loans, concessional financing, climate-resilient investments, and even technical support, and capacity-building must be sustained by the international community especially to developing countries. If there is anything the Philippine COVID-19 vaccine experience has shown, it is the concerted effort coupled with responsible and effective governance is vital in achieving sustainability and ensuring that no one is left behind.

With this rationale, the Philippines continues to forge and strengthen partnerships in various forms towards our shared goals in the interest of mutual learning, sharing of best practices, and identifying synergies where countries and stakeholders can learn from and support one another.

**Continued Commitment to Effective Development Cooperation and Development Effectiveness:** The Philippines sits as a steering committee member of the Global Partnership for Effective Development Cooperation (GPEDC). As a member of the steering committee, the Philippines improves the management, provision, and conduct of development cooperation in the form of technical assistance and ODA. In 2021, the Philippines contributed to the revisions of the GPEDC monitoring framework specifically on how the monitoring results can be institutionalized at the country-level. The monitoring exercise is a tool of

the GPEDC to measure the effectiveness of partnerships and to recommend ways to improve these. It also informs SDG indicator 17.16 on global partnerships for sustainable development.<sup>11</sup>

**Finding Synergies through Regional Efforts for the SDGs:** The Philippines is proactive in the ASEAN in promoting transformational change driven by the complementing principles behind the SDGs and the ASEAN Community Vision 2025. In particular, there is a lot to be gained by aligning national priorities of the different ASEAN member states with the SDGs. During the 2021 ASEAN Ministerial Dialogue on Accelerating Actions to Achieve the Sustainable Development Goals, the Philippines emphasized that much more can be achieved in the areas of poverty eradication, infrastructure and connectivity, sustainable management of natural resources, sustainable consumption and production, resilience, and capacity building.

**Building Partnerships through South-South and Triangular Cooperation (SSC and TrC):** The continued advancement of SSC and TrC will help the development of countries in the south and achieve the 2030 Agenda, as a whole. SSC, for instance, was vital in enabling developing countries to obtain necessary medications, vaccines, and medical supplies from their southern partners during the pandemic.

For its part, the Philippines shares its know-how and best practices in the fields of agriculture, disaster risk reduction, and science and technology as well as its experiences in climate change, MSMEs, and COVID-19 resilience. Taking off from the recommendation of the Centre of Excellence against Hunger

of the World Food Programme (WFP), as supported by the United Nations Office for South-South Cooperation, the creation of Centers of Excellence for all the SDGs can be considered. The Centers of Excellence should have inventories of programs, activities, and projects that have contributed to the country's positive outcomes in relation to the SDGs. Through this inventory, potential beneficiaries of SSC can seek assistance in replicating these initiatives through SSC or TrC.

## Endnotes

<sup>1</sup> Department of Finance (n.d.). Package 2: Corporate Recovery and Tax Incentives for Enterprises (CREATE) Act. Retrieved from: <https://taxreform.dof.gov.ph/tax-reform-packages/p2-corporate-recovery-and-tax-incentives-for-enterprises-act/>

<sup>2</sup> Department of Budget and Management (2021) PRRD signs the P4.506 Trillion National Budget for FY 2021. Retrieved from: <https://www.dbm.gov.ph/index.php/secretary-s-corner/press-releases/list-of-press-releases/1778-prrd-signs-the-p4-506-trillion-national-budget-for-fy-2021>

<sup>3</sup> See Annex A. Goal 17

<sup>4</sup> Senate of the Philippines (2022). Update on the Flagship Projects of the Build, Build, Build Program. Retrieved from: [https://legacy.senate.gov.ph/publications/SEPO/SEPO\\_AAG%20on%20Infrastructure%20Flagship%20Projects\\_22Feb2022.pdf](https://legacy.senate.gov.ph/publications/SEPO/SEPO_AAG%20on%20Infrastructure%20Flagship%20Projects_22Feb2022.pdf)

<sup>5</sup> Department of Foreign Affairs (2017). PH STRESSES IMPORTANCE OF REMITTANCES FOR ACHIEVING SUSTAINABLE DEVELOPMENT GOALS. Retrieved from: <https://dfa.gov.ph/dfa-news/news-from-our-foreign-service-postsupdate/13508-ph-stresses-importance-of-remittances-for-achieving-sustainable-development-goals>

<sup>6</sup> 2019 Voluntary National Review of the Philippines

<sup>7</sup> National Economic Development Authority (2021). ODA Portfolio Review 2020. Retrieved from: <https://neda.gov.ph/oda-portfolio-review-2020/>

<sup>8</sup> National Economic Development Authority (2021). ODA Portfolio Review 2020. Retrieved from: <https://neda.gov.ph/oda-portfolio-review-2020/>

<sup>9</sup> Climate Change Commission (n.d.). Climate Change Expenditure Tagging. Retrieved from: <https://climate.gov.ph/files/CCET%20LGU%20Final.pdf>

<sup>10</sup> Department of Finance (2021). DOF secures US\$17-B external financing in 2020 for budgetary support, key projects. Retrieved from: <https://www.dof.gov.ph/dof-secures-us17-b-external-financing-in-2020-for-budgetary-support-key-projects/>

<sup>11</sup> Global Partnership for Effective Development Co-operation (n.d.) Global Partnership Monitoring Methodology. Retrieved from: <https://www.effectivecooperation.org/landing-page/gpedc-monitoring-methodology>



Chapter V:

# SDG Monitoring



## V. SDG Monitoring

In its second VNR in 2019, the country was already utilizing 155 national indicators for its SDG monitoring. One hundred two (102) of these are based on the global indicators, supported by 28 supplementary and 25 proxy indicators. This was a complex and Whole-of-Nation process that involved multiple government agencies together with various stakeholders from the private sector to civil society.<sup>1</sup>

The SDG Watch is the main tool being used to assess the progress of the SDGs in the country. Since its inception, it has been continually improved to ensure the accuracy and validity of the data. By the end of year 2022, the SDG Watch is set to undergo another revision as the Philippines is currently updating its indicator framework to improve how it measures the SDGs in the context of reaching the 2030 Agenda and the *AmBisyon Natin 2040*.

In keeping with the national efforts to realize true ownership of the SDGs and national development priorities at the local level, the Community-Based Monitoring System (CBMS) is being rolled out. The CBMS is a technology-based system of collecting, processing, and validating necessary disaggregated data. The CBMS differs from other systems where there is a larger participation by local governments while data collection is done door-to-door ensuring the highest levels of inclusivity. The system aims to provide robust and more accurate data for use in planning, implementation and monitoring purposes at all levels of governance. This ambitious undertaking is strategically planned to not only provide the government with more reliable information for decision-making but also to empower communities that take part in the process.<sup>2</sup>

### A. The foundation for the Philippine SDG monitoring framework

Recognizing the importance of monitoring in the achievement of the SDGs, and with the United Nations Statistical Commission (UNSC) adopting the global SDG indicator framework developed by the Inter-agency Expert Group on SDG Indicators (IAEG-SDG), the Philippine Statistics Authority (PSA), in collaboration with the National Economic and Development Authority (NEDA) conducted several consultative and technical workshops in as early as 2015.

To better facilitate this process, the PSA Board approved and adopted



the National Data Flow and Reporting Mechanism of the Philippine SDG indicators through Resolution No. 11 series of 2019. This consists of three process flowcharts namely: (1) National SDG Indicators Monitoring; (2) Methodological Developments on the SDG indicators; and (3) Responding to SDGi Related Questionnaires/Survey.<sup>3</sup>

## B. The SDG Watch: Sustaining monitoring in spite of the COVID-19 pandemic

The SDG Watch was also developed as a monitoring tool and dissemination mechanism that contains information on the baseline data, latest data, target data, pace of progress and source data for each of the Philippine SDG indicators. This also facilitates the Philippines' SDG reporting and is the primary tool that informs the Philippines' VNRs.<sup>4</sup>

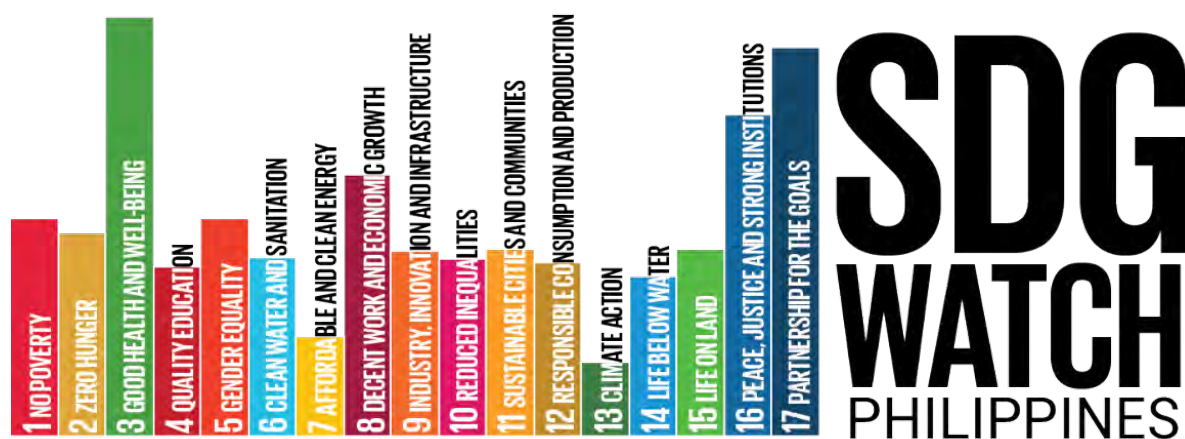
Even during the COVID-19 pandemic, the Philippines ensured that the data collection for the SDGs continued. Exploring the use of Computer-Aided Web Interviews (CAWI), which lessened the exposure of trained interviewers and respondents, the PSA was able to collect the data without sacrificing accuracy.

## C. SDG adoption and implementation at the local level through a Whole-of-Nation approach using the CBMS

As the mantra of SDGs is to *Leave No One Behind*, the PSA regional offices started monitoring the SDG indicators at the regional and local level as well. With the approval and adoption of the Core Regional SDG indicators (CoRe-SDGs), through PSA Board Resolution No.12, series of 2019, 13 out of 17 regions have been monitoring the CoRe-SDGs through their SDG Watch as of April 2022.<sup>5</sup>

Meanwhile, the Philippine Statistical Research and Training Institute (PSRTI) is now on its SDG Seminar Series 3: Statistical Data Management and Analysis for Evidence-Based Decision Making to capacitate the LGUs around the Philippines in making use of the SDG data at their level as part of the training component of their SDG project.<sup>6</sup>

Furthermore, to capture a more granular geographic disaggregation, some questions that will capture SDG indicators were included in the CBMS. CBMS will allow the generation of SDG indicators down to the lower level of geographic disaggregation, such as the barangay level.



At its core, the CBMS was developed to be the fullest expression of the Philippines' localization efforts.<sup>7</sup> Legislation through Republic Act 11315 and the local budget memorandum conceptualized the CBMS in every local government in the country. With this legal grounding, the CBMS is expected:

- To generate updated and disaggregated data necessary for targeting beneficiaries;
- To conduct more comprehensive poverty analysis and needs prioritization; and
- To provide information that will enable a system of public spending that warrants government allocation on areas and populace that are most wanting.

In 2021, the pilot for 9 municipalities were conducted and the evaluation of data is on-going. For this year, PSA is still enhancing the questionnaire in preparation for its implementation in 5th and 6th class municipalities. The conduct of the CBMS for 331 cities and municipalities is funded through the PSA. Meanwhile, 289 cities and municipalities, including Quezon City and Muntinlupa City, signified interest to conduct CBMS using their own resources.

In measuring the economic performance of the provinces in the country, PSA has started piloting the Provincial Product Accounts (PPA). This is a mechanism to compile the GDP using the production function approach at the provincial level. It follows the same framework as the internationally recognized System of

National Accounts used in the regional and national compilation of GDP. The compilation started in 2021 with all the provinces and highly urbanized cities in three pilot regions: MIMAROPA, Central Visayas and Northern Mindanao. This will be expanded to six additional regions in 2022: CAR, CALABARZON, Western Visayas, Eastern Visayas, Davao Region, and SOCCSKSARGEN. The vision is that by 2025, the PPA will be institutionalized in all provinces and highly urbanized cities of the 17 regions in the Philippines.

#### **D. Continuing effort to enhance and innovate the monitoring of the SDGs**

The Philippine Statistical System (PSS) in 2021 began its comprehensive review of the Philippine SDG indicator framework approved in 2017. This effort was initiated to ensure continuous policy relevance, enhancement of the statistical quality of the indicator set, and to garner a more accurate measurement stand of the country in achieving the 2030 agenda.

In 2022, PSA partnered with the Office of the United Nations High Commissioner for Human Rights in addressing data gaps on SDG indicators 16.1.2 and 16.10.1. This initiative resulted in crafting a memorandum of understanding between the Commission on Human Rights (CHR) and the PSA to strengthen the data collection, disaggregation, dissemination and analysis of Human Rights Indicator and the 2030 Agenda for Sustainable Development. Furthermore, this initiative would be an initial engagement for the possible development of indicators under Goal

16. In addition, PSA is set to start with a UN-Habitat Pilot Project on the Application of the Degree of Urbanization (DEGURBA) Approach to produce data for SDG indicators 11.3.1, 11.2.1 and 11.7.1 to capacitate PSA technical staff on the generation of the said indicators.

In addition, the PSS is also exploring the use of non-traditional data sources such as citizen-generated data (CGD), which refers to the data produced by civil society organizations (CSOs) and non-governmental organizations (NGOs) in the Philippines sourced from citizens as respondents primarily for non-statistical purposes. The PSS is also looking into big data to supplement the data demand needed for monitoring the SDG indicators that are available, cost-efficient and can be used as input for generation of lower geographic disaggregation.

## Endnotes

<sup>1</sup> Philippine Statistics Authority (2017) List of Philippine SDG indicators for initial monitoring - The Philippine SDGs. Retrieved from: <https://psa.gov.ph/content/list-philippine-sdg-indicators-initial-monitoring-philippine-sdgs>

<sup>2</sup> Philippine Statistics Authority (2022). Community-Based Monitoring System (CBMS). Retrieved from: <https://psa.gov.ph/cbms>

<sup>3</sup> Philippine Statistics Authority (2019) PSA Board Reso 11, S 2019. Retrieved from: <https://psa.gov.ph/system/files/PSA%20BOARD%20RESO%2011%2C%20S%202019.pdf>

<sup>4</sup> Philippine Statistics Authority (2022). SDG Watch. Retrieved from: <https://psa.gov.ph/sdg>

<sup>5</sup> Philippine Statistics Authority (2018) Sustainable Development Goals. Where are we now? 1st Data Festival. Retrieved from: <https://psa.gov.ph/sites/default/files/attachments/PS2%20-%20SDG%20-%20ANS%20Wilma%20A.%20Guillen.pdf>

<sup>6</sup> Philippine Statistical Research and Training Institute (2022) PSRTI CONDUCTS THIRD LEG OF SDG SEMINAR 3 FOR REGION 8 PROVINCES, MARCH 14-17, 2022. Retrieved from: <https://psrti.gov.ph/home/psrti-conducts-third-leg-of-sdg-seminar-3-for-region-8-provinces-march-14-17-2022/>

<sup>7</sup> Philippine Statistics Authority (2022). Community-Based Monitoring System (CBMS). Retrieved from: <https://psa.gov.ph/cbms>

<sup>8</sup> Philippine Statistics Authority (2021). Provincial Product Accounts. Retrieved from: [https://psa.gov.ph/sites/default/files/kmcd/Brochure\\_PPA\\_ed\\_01-Dec\\_ONS-signed.pdf](https://psa.gov.ph/sites/default/files/kmcd/Brochure_PPA_ed_01-Dec_ONS-signed.pdf)



Chapter VI:

# Ways Forward and Conclusion



## VI. Ways forward and Conclusion

### A. Tapping innovation to achieve the SDGs

Innovation is a necessary component of national development and sustainable growth. Its value has been repeatedly emphasized throughout the plans of the Philippines to push the 2030 Agenda forward.

Innovation is understood as the development of new or improved products, processes, or services which are then transferred across markets. The Philippine Innovation Act illustrates the importance being given to innovation as a key enabler for most of the goals, not just Goal 9. Innovation is a key growth driver that can also solve the bottlenecks that exist in the SDG implementation of the country.

In 2019, the Philippine Innovation Act (RA 11293) was passed which mandated the creation of the National Innovation Council (NIC), cementing the role of collaboration and innovation in the future of the country.<sup>1</sup>

The NIC is chaired by the President of the Philippines, with the Secretary of the NEDA as the vice-chairperson. They are joined by 14 Department Secretaries, two agency heads, and seven executive members from the private sector. This council will spur coherence in government and reduce fragmentation for a more fit-for-purpose innovation governance which is essential in the successful implementation and monitoring of the SDGs.

Through this mandate, an innovation

agenda, to be contained in the National Innovation Agenda and Strategy Document (NIASD) will set long-term national strategies, priorities, and goals on innovation.

The innovation act is an essential cog in the machine that is set to propel the Philippines moving forward. Although it is only beginning to take root in the awareness of the public and the practices of government agencies, it is seen to eventually have a multiplier effect on existing and new instruments and mechanisms, which can fill the remaining gaps from now to 2030 and 2040.

### B. Fortifying existing SDG implementation strategies

By early 2022, with the number of daily new cases of COVID-19 in a continued decline and the roll out of vaccines well underway, the Philippines has shifted from a crisis mitigation posture to one of sustained recovery and resilience.

This section discusses the way forward to formulating the Philippine Acceleration Roadmap. Necessary ingredients will be discussed such as aligning SDG implementation with national recovery plans as well as focus areas needed to accelerate growth from innovation to futures thinking and scenario planning.

To align all economic recovery programs, the Philippine put into action Executive Order 166 (EO 166) which sets a Ten-Point Policy Agenda on Economic Recovery.<sup>2</sup> Up to this point, the country has been successfully implementing risk

management strategies that balance the objectives of reopening the economy and ensuring health and safety.

Through this directive, the country is able to reopen the economy, accelerate vaccine rollout, and strengthen health infrastructure. Overall, EO 166 sets the direction to accelerate and sustain social and economic recovery, and address possible long-term ramifications of the pandemic on consumption, investment, productivity, and general wellness of the public.

To heal and to build resiliency by administering such important reforms are important if we are to build better forward. However, this must be complemented by work on key areas where progress is lagging and instruments are working and providing significant gains.

### *Needs Assessment*

The necessary first step to recovery and progress is to assess where we are and how we can get to where we want to go. A robust needs assessment is therefore a key part of this first step of the Philippine SDG acceleration roadmap and will highlight where we should be allocating precious resources and what needs further technical skills and capacity building. Such an assessment will direct how we get from the first step of the acceleration roadmap to the next. This will harmonize the existing mechanisms for SDG implementation and instruments and identify how and where these should be directed.

### *Resource Mobilization*

Developing a financing plan has been one of the biggest learnings of the Philippines from the MDGs. Resource mobilization has, therefore, been a prime focus of the country in realizing the SDGs. Initial efforts have been made, including the Sin Tax Law and the SDG Budget Tagging.

Moving forward, a program convergence budgeting framework for the SDGs will be developed.

### *Localization*

The localization of the SDGs is seen as a vital prerequisite to achieving the sustainable development agenda. The Philippines has made strides in localizing the SDGs. Through the Mandanas-Garcia ruling, the country has begun devolving the functions of the national government to allow for more political leadership and direction that emanates from the local level. This progress must be sustained by providing the local governments and the subnational level with the tools to be able to own the SDGs more genuinely.

The SDGs are seen to be too technical at the local level. A consideration for the national government is to translate the SDGs from its technical form to a version that is more accessible for local governments and their local realities. The translation of the SDGs into local dialects will also make great strides in popularizing it at the local level. Political direction, capacity building, and technical support are also key areas the national government is investing on to further localize the SDGs.<sup>3</sup>

### *Stakeholder Engagement*

A communications plan or campaign will be undertaken to increase awareness of the SDGs and the country's long-term vision. This will include a marketing strategy, Information, Education, and Communication (IEC) materials, Social and Behavior Change Communication (SBCC), to technical toolkits for programming business plans to incorporate the SDGs and for their business vision and mission to be aligned with the *Ambisyon Natin 2040*.

The new Stakeholders' Chamber is part and parcel of Sub-Committee on the SDGs structure of the government. This institutionalized space is a venue for members of the private sector, academic institutions, civil society, and other sectors to collaborate. This institutionalized space will make it easier for stakeholders to work with government counterparts in all aspects of SDG implementation.

### *Monitoring*

Further refinement of the monitoring system for the SDGs is a priority. Although advanced, improvements to the country's SDG monitoring system can be made such as with the inclusion of a mapping of private and public initiatives for the SDGs. Improved coherence through the CBMS at the subnational level will also be a prime focus for the government. With more robust and reliable data, progress on the implementation of the SDGs can be better monitored and adequately addressed.

Acknowledging the value of stakeholders, the government through the PSA may also be involved in the conceptualization and planning phases of stakeholder research

and reports to allow comparative data and cohesive integration of findings that can supplement the national monitoring and data collection processes.

### *Digital Transformation*

New challenges require different kinds of transformation and integrated thinking. Hence, new and innovative approaches are significant in implementing and monitoring the goals.

With the wide array of stakeholders, industries, and sectors, the challenge is on how to implement and monitor the SDGs efficiently and inclusively. The use of the internet has tremendously increased in the Philippines, from 23 million in 2010, it has tripled to 73 million in 2020. On average, every Filipino spends nearly 10 hours a day on the internet according to the World Bank. This trend will stir both government and businesses to further amplify the benefits of technology and digitalization in delivering their services to the people.

In addition, this method could help in harnessing technological capabilities at a local level and foster innovation and experimentation on new and unexpected forms of collaborative application.

### C. Unlocking our innate Whole-of-Nation potential

As part of the continuing efforts of the Philippines to localize the SDGs, there has been a significant interest among subnational and local levels of government to have the capacity to identify their targets for 2030 and how they can get there.

With the guidance of existing tools and formulas provided by the United Nations Economic and Social Commission for Asia and the Pacific (UN ESCAP) and the Philippine Institute for Development Studies (PIDS), NEDA has developed a Progress Tracking and Planning Toolkit to aid sub-national and local governments. This tool shifts the focus from simply setting ambitious targets to identifying gaps that require attention or intervention, particularly sectors, age groups, and areas that are being left behind. This will facilitate a process of identifying additional PAPs or courses of action to address the identified gaps.

The toolkit has been piloted in the City of Naga and in Region V (subnational government unit). The finalized version will be subsequently rolled out in all 15 regional offices of the country.

The toolkit will go hand in hand with more robust data through the SDG Watch and CBMS. This will help develop more responsive PAPs leading to progress on the SDGs at the sub-national and local levels. This toolkit together with improved monitoring may also be used to spur further support for Voluntary Subnational and Voluntary Local Reviews (VSRs and VLRs). The Philippines currently has two localized voluntary reviews for the SDGs.

## ***Voluntary Subnational Review (VSR) and Voluntary Local Review (VLR)***

The league of cities, league of municipalities, and league of provinces conducted a wide-ranging VSR that looks into specific goals. Cities focus on sustainable cities and communities (Goal 11), municipalities which are smaller in scope are focused on industry, innovation, and infrastructure (Goal 9), while provinces have a particular focus on life below water (Goal 14), considering that the Philippines is an archipelago. The VSR has also identified quality education (Goal 4) and gender equality (Goal 5) as cross-cutting themes across all three groups.

Naga City, a city in Camarines Sur, is an industrialized center in the largest island of the Philippines. The city has been conducting its VLR since 2021 and was motivated by the need to accelerate progress in the city.

Both the VSR and VLR features in the country's 2022 VNR as a unique experience on SDG localization. Their examples are beginning to become blueprints for implementation of more VSR and VLRs in the country. The national government is now in discussion with select subnational and local governments on how to best conduct SDG reviews.

### **Voluntary Subnational Review (VSR)**

The League of Cities of the Philippines (LCP), as the official organization of all cities in the Philippines, in collaboration with the League of Municipalities of the Philippines (LMP) and the League of Provinces of the Philippines (LPP), expressed their commitment to the 2030 Agenda for Sustainable Development. Based on its 7-point agenda covering 2019-2022, the LCP's mission is to bring together Philippine cities and capacitate chief executives towards good local governance and sustainable development. The agenda made particular emphasis on localizing and mainstreaming the SDGs in cities. To support this, programs, activities, and projects (PAPs) were set in place. These include awareness-raising activities for local chief executives, development of mechanisms to support cities in SDG mainstreaming, and establishment of programs to capacitate cities in the conduct of Voluntary Local Reviews (VLRs).

LCP's flagship initiative, the City Database Project, was taken as a strategic entry point in collating and illustrating case studies of local best practices on SDG implementation of cities and identifying policies that can further contribute in localization. As an initial output, the LCP developed a report illustrating how cities are faring in the attainment of the SDGs. It showed that the priority SDGs of cities were translated into various PAPs and legislations, with the presumption that the

goals, with their targets, are not as new to cities as these may have already been part of their responsibilities to deliver basic services and facilities to their constituents.

Despite the familiarity with the goals, financial resource limitation is often reported as the challenge cities face in the implementation of the SDGs. However, LCP's strong partnership with development organizations has enabled cities to further enhance efforts and strategies to address local urban development challenges. With the support provided, several cities are able to demonstrate and level up their strategies and interventions with adaptability, resilience, and sustainability elements. Crucial to this is how support through partnerships has deepened the ownership of cities in integrating the SDGs. This has allowed them to craft development plans and urban designs which are vital in guiding local chief executives and the local council in taking lead in raising awareness, implementing nature-based interventions, and formulating policies in support of the SDGs.

### **Voluntary Local Review**

#### **Naga City, Camarines Sur, Philippines**

Naga City, with the support of its local leaders, was recognized as an SDG champion. Following their adoption of the 2030 Agenda for Sustainable Development, the city government takes pride in being at the forefront of localizing the SDGs to guide its governance processes and developmental aspirations.

The city's ownership of the 2030 Agenda was further amplified through the institutionalization of the People's Budget Ordinance of Naga City. The ordinance is envisioned to strengthen transparency and people's participation in governance through inclusive processes and procedures in the preparation and approval of annual budgets and other appropriation ordinances. This is to ensure that public expenditure truly responds to the needs and aspirations of the people.

Naga City's VLR directs its thrust in (i) providing enabling environments to listen to people's needs and reflect them into local policymaking, planning and budgeting; (ii) promoting self-diagnostics on the state of local development and identifying pathways for better localization of the SDGs; (iii) institutionalizing data-driven processes as reference for local action; and (iv) sharing of experience in localizing and measuring the progress of SDGs in the city as contribution to the global conversation on sustainable development. Further to their commitment in pursuing the SDGs, Naga City has made strides as they finalized their 30-year Sustainable Urban Development Plan (SUDP). This forms part of Naga's continued efforts to localize the *Ambisyon Natin 2040*,

encapsulating the collective vision and aspiration of inclusive and integrated development in the Philippines.

#### **D. Strategic Foresight Planning**

NEDA adopts Strategic Foresight Planning into the policy planning and decision-making processes of the government. The COVID-19 pandemic, however, emphasized the need to have this competency developed in all planning units of the country.

The scientific community has contributed to this endeavor with their *Pagtanaw 2050* (Looking Ahead, 2050). *Pagtanaw 2050* is a foresight document produced by the Department of Science and Technology - National Academy of Science and Technology (DOST-NAST). This document aims to guide Filipinos and policymakers through a compendium of science, technology, and innovation megatrends, global and national societal goals, transdisciplinary, and interdisciplinary operational areas, and current and emerging technologies relevant to the nation's development that is firmly grounded in the Filipino people's aspirations.

In addition, a committee in congress named the Committee on Sustainable Development Goals, Innovation, and Futures Thinking leads the work in gaining traction for this instrument. The committee is also poised to secure the needed time and resources to be able to assess current policies using this instrument with future generations in mind.

NEDA has been cascading the tool of Futures Thinking and Scenario Planning. Initially done to frame the challenge of innovation and the SDG acceleration roadmap, the next step is to include the subnational units of NEDA and other government agencies.

The model is also still being further refined. At the moment, NEDA is clustering the Futures Thinking and Scenario Planning into five areas: Framing the Challenge, Determining the Driving Forces, Formulating Scenario Frameworks, Identifying Implications and Options, and Identifying Indicators and Signposts. (see Figure 11)

The universal application of this tool will benefit government and multistakeholder conversations to better enrich plans and strategies to achieve the SDGs by 2030 and the *AmBisyon Natin* by 2040.

In sum, we are resolved to recover what we have gained before in terms of the 2030 Agenda and the *AmBisyon Natin 2040*. But we do realize that the time lost due to COVID-19 will never be regained; hence, we need to catch up. For the Philippines, we have begun by rekindling government and stakeholder commitments towards the goals. We have identified the many innovations that came out during the COVID-19 pandemic, which can be continued going forward. We also intend

# Futures Thinking and Scenario Planning

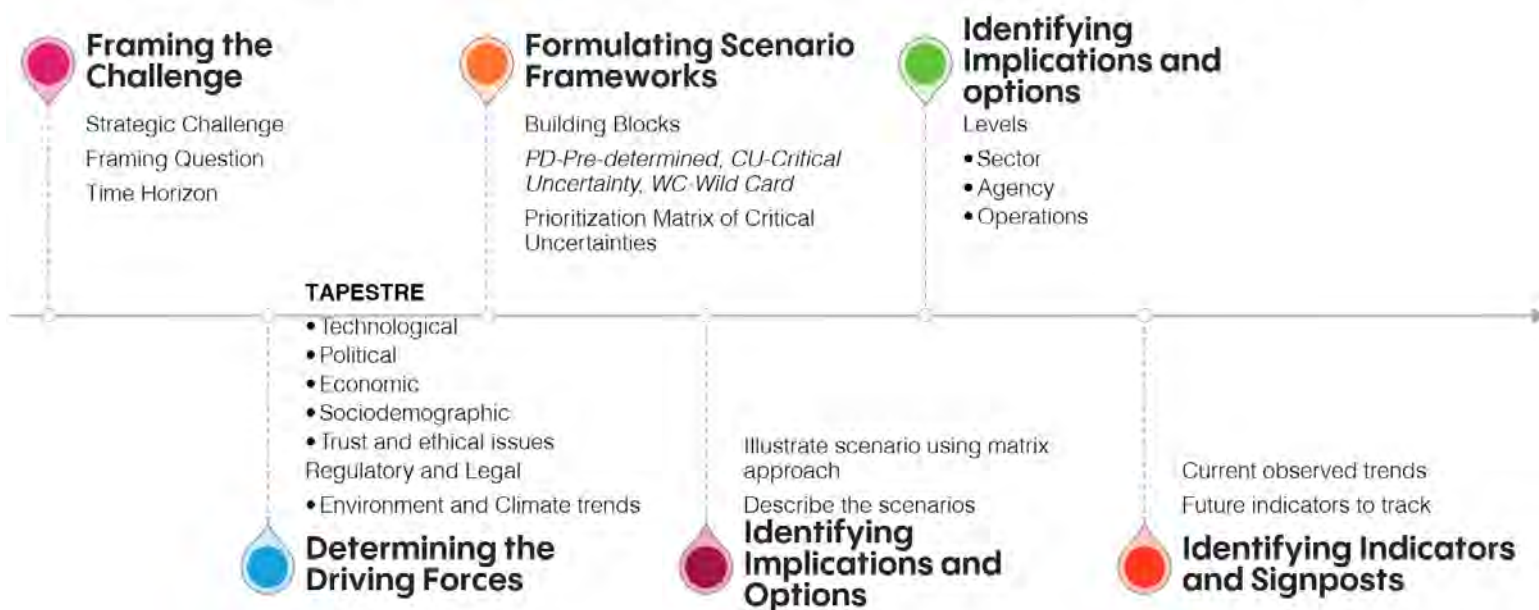


Figure 11. Futures Thinking and Scenario Planning Strategy

to enrich the strategies we have identified before and have begun to implement: resource mobilization, localization, stakeholder engagements, and monitoring. To these we add: needs assessment and digital transformation. We have also forged stronger partnership with the private sector, civil society, academic institutions, and the international community, beginning with addressing a common problem– COVID-19. Now, we need to demonstrate the same partnership and zeal working towards a common goal– inclusive and sustainable development.

## Endnotes

<sup>1</sup>. The Official Gazette (2019). Republic Act No. 11293 An Act Adopting Innovation as Vital Component of the Country's Development Policies to Drive Inclusive Development, Promote the Growth and National Competitiveness of Micro, Small and Medium Enterprises, Appropriations

<sup>2</sup>. The Official Gazette (2022). Executive Order No. 166, s. 2022. Retrieved from: <https://www.officialgazette.gov.ph/2022/03/21/executive-order-no-166-s-2022/>

<sup>3</sup>. United Nations Sustainable Development Goals Action Campaign (n.d.) Translation of SDGs into local languages. Retrieved from: <https://www2.sdgaactioncampaign.org/sdg-action-awards-2018-finalists/translation-sdgs-local-languages/>

# Acknowledgements

The Philippines has been widening its aperture to include all organizations working towards the Sustainable Development Goals. Our Whole-of-Nation approach puts a premium on partnerships to test-bed new ideas, champion innovations, and ultimately, develop better solutions. Galvanizing these is imperative if we are to become resilient, sustainable, and equitable to attain the post-COVID-19 world we want, with no one left behind.

The Philippines is reporting its VNR for the third time. It presents the country's recovery and response strategy, including innovations, to address the adverse impacts of COVID-19 and move forward to achieve the 2030 Agenda and our *AmBisyon Natin* 2040.

This VNR would not have been possible without the concerted efforts of our partners from the private sector, civil society, academic institutions, and international organizations:

## **Subcommittee on SDGs, Technical Working Groups member agencies:**

- Climate Change Commission (CCC)
- Commission on Higher Education (CHED)
- Commission on Population and Development (POPCOM)
- Department of Agrarian Reform (DAR)
- Department of Agriculture (DA)
- Department of Budget and Management (DBM)
- Department of Education (DepEd)
- Department of Energy (DOE)
- Department of Environment and Natural Resources (DENR)
- Department of Finance (DOF)
- Department of Foreign Affairs (DFA)
- Department of Human Settlements and Urban Development (DHSUD)
- Department of Information and Communications Technology (DICT)
- Department of the Interior and Local Government (DILG)
- Department of Health (DOH)
- Department of Labor and Employment (DOLE)
- Department of Science and Technology (DOST)
- Department of Social Welfare and Development (DSWD)
- Department of Trade and Industry (DTI)
- Department of Transportation (DOTr)
- Early Childhood Care and Development Council (ECCD)
- House of Representatives (HoR)
- Office of the Cabinet Secretary (CabSec)
- Office of Civil Defense (OCD)
- Office of the Deputy Executive Secretary for General Administration (OES-ODESGA)
- Philippine Commission on Women (PCW)
- Philippine Institute for Development Studies (PIDS)
- Philippine National Volunteer Service Coordinating Agency (PNVSCA)
- Philippine Statistical Research and Training Institute (PSRTI)
- Philippine Statistics Authority (PSA)
- Senate of the Philippines - Office of Sen. Pia Cayetano (OSPC)
- National Nutrition Council (NNC)
- Technical Education and Skills Development Authority (TESDA)
- Council for the Welfare of Children (CWC)

## **Stakeholders' Chamber Members**


- 2030 Youth Force in the Philippines
- Aboitiz Equity Ventures, Inc. (AEV)
- Asian NGO Coalition for Agrarian Reform and Rural Development (ANGOC)
- ASKI Group of Companies, Inc.
- Ayala Corporation
- Blas F. Ople Policy Center and Training
- Business for Sustainable Development (BSD)
- Center for Migrant Advocacy (CMA) Philippines
- Centre for Neighbourhood Studies (CeNS)
- Civil Society Network for Education Reforms (E-Net Philippines)
- Coolaire Consolidated Inc.
- European Chamber of Commerce of the Philippines (ECCP)
- Evident Integrated Marketing and PR
- First Philippine Holdings (FPH) Corporation
- France Volontaires
- Girl Scouts of the Philippines (GSP)
- Global Reporting Initiative (GRI)
- GreenSpace
- Halal International Chamber of Commerce and Industries of the Philippines, Inc. (HICCIP)
- International Care Ministries (ICM) Foundation, Inc.
- International Council on Monuments and Sites (ICOMOS)
- Jollibee Group Foundation (JGF)
- Makati Business Club (MBC)
- Maranao People Development Center (MARADECA), Inc.
- Maynilad Water Services, Inc.
- National Youth Volunteers Coalition (NYVC)
- Philippine Business for Education (PBEd)
- Philippine Business for Social Progress (PBSP)
- Philippine Chamber of Commerce and Industry (PCCI)
- Philippine Partnership for the Development of Human Resources in Rural Areas (PhilDHRRA)
- Philippine Rural Reconstruction Movement (PRRM)
- Philippines Partnership for Sustainable Agriculture (PPSA)
- PLDT & Smart Communications
- Project Smile
- Rublou Group of Companies
- Save The Children PH
- SyCip Gorres Velayo & Company (SGV & Co)
- SmartCT
- Social Watch Philippines (SWP)
- Sunlight Foods Corp
- SUSTAINARUMBLE!
- The Moropreneur Inc. (TMI)

## **Other partners**

- City of Naga
- League of Cities of the Philippines
- Province of Bataan
- Province of Isabela
- United Nations Development Programme (UNDP) Philippines
- United Nations International Children's Emergency Fund (UNICEF)
- United Nations Resident Coordinator Office (UNRCO)


# ***Annexes***

# Annex A. SDG Watch



REPUBLIC OF THE PHILIPPINES


PHILIPPINE STATISTICS AUTHORITY



Based on submissions as of 04 April 2022

1

POVERTY



GOAL 1. ERADICATE EXTREME POVERTY AND HUNGER

Goals/Targets/Indicators	Baseline	Latest	Target <sup>6/</sup>	Data Source Agency
Target 1.1 By 2030, eradicate extreme poverty for all people everywhere, currently measured as people living on less than \$1.25 a day				
1.1.1 Proportion of population below the international poverty line, by sex, age, employment status and geographical location (urban/rural)	6.1 2015	2.7 2018	5.4 2030	World Development Indicators Database, World Bank
Proportion of employed population aged 15 years old and over living below the international poverty line of US\$1.90 per day <sup>1/</sup>	5.5 <sup>*</sup> 2015	2.8 2021	≈0 2030	ILO, UNSD SDG Global Database
Female employed population <sup>1/</sup>	4.5 <sup>*</sup> 2015	1.6 <sup>*</sup> 2019	≈0 2030	ILO, UNSD SDG Global Database
Male employed population <sup>1/</sup>	6.1 <sup>*</sup> 2015	2.2 <sup>*</sup> 2019	≈0 2030	ILO, UNSD SDG Global Database
Proportion of employed population aged 15 to 24 years old living below the international poverty line of US\$1.90 per day <sup>1/</sup>	6.8 <sup>*</sup> 2015	2.6 <sup>*</sup> 2019	≈0 2030	ILO, UNSD SDG Global Database
Female employed population <sup>1/</sup>	4.9 <sup>*</sup> 2015	1.7 <sup>*</sup> 2019	≈0 2030	ILO, UNSD SDG Global Database
Male employed population <sup>1/</sup>	8.0 <sup>*</sup> 2015	3.1 <sup>*</sup> 2019	≈0 2030	ILO, UNSD SDG Global Database
Proportion of employed population aged 25 years old and over living below the international poverty line of US\$1.90 per day <sup>1/</sup>	5.2 <sup>*</sup> 2015	1.9 <sup>*</sup> 2019	≈0 2030	ILO, UNSD SDG Global Database
Female employed population <sup>1/</sup>	4.5 <sup>*</sup> 2015	1.6 <sup>*</sup> 2019	≈0 2030	ILO, UNSD SDG Global Database
Male employed population <sup>1/</sup>	5.7 <sup>*</sup> 2015	2.1 <sup>*</sup> 2019	≈0 2030	ILO, UNSD SDG Global Database
Target 1.2 By 2030, reduce at least by half the proportion of men, women and children of all ages living in poverty in all its dimensions according to national definitions				
1.2.1.a Proportion of population living below the national poverty line, by sex and age <sup>2/</sup>	23.5 2015	16.7 2018	10.8 2030	Official Poverty Statistics, PSA
1.2.1.1 Proportion of population living below the national poverty line, by sex <sup>2/</sup>				
Female population	23.9 2015	16.6 2018	11.3 2030	Official Poverty Statistics among Basic Sectors, PSA
Male population <sup>2/</sup>	24.5 2015	16.8 2018	11.6 2030	Merged LFS-FIES, PSA
1.2.1.2 Proportion of population living below the national poverty line, by age group <sup>2/</sup>				
Children	33.5 2015	23.9 2018	15.7 2030	Official Poverty Statistics among Basic Sectors, PSA
Youth	20.5 2015	14.7 2018	9.7 2030	Official Poverty Statistics among Basic Sectors, PSA
Senior citizen	14.4 2015	9.1 2018	6.6 2030	Official Poverty Statistics among Basic Sectors, PSA
1.2.1.3 Proportion of population living below the national poverty line, by employment status <sup>2/</sup>				
Employed population	19.3 2015	12.2 2018	9.0 2030	Official Poverty Statistics among Basic Sectors, PSA
Unemployed population	17.5 2015	12.0 2018	8.2 2030	Official Poverty Statistics among Basic Sectors, PSA
1.2.1.4 Proportion of population living below the national poverty line, by geographical location <sup>2/</sup>				
Population residing in urban areas	13.2 2015	9.3 2018	5.8 2030	Official Poverty Statistics among Basic Sectors, PSA
Population residing in rural areas	34.0 2015	24.5 2018	15.3 2030	Official Poverty Statistics among Basic Sectors, PSA
1.2.1.5 Proportion of population aged 15 years old and above living below the national poverty line with disability	14.7 2018	14.7 2018		Official Poverty Statistics among Basic Sectors, PSA
1.2.1.b Proportion of population living below the national poverty line, by sex and age, first semester <sup>2/</sup>	21.1 2018	23.7 2021		Official Poverty Statistics, PSA
Target 1.4 By 2030, ensure that all men and women, in particular the poor and the vulnerable, have equal rights to economic resources, as well as access to basic services, ownership and control over land and other forms of property, inheritance, natural resources, appropriate new technology and financial services, including microfinance				
1.4.1p1 Percentage of women ages 15-49 with a live birth in the five years preceding the survey who received antenatal care, delivery assistance, or postnatal care from health personnel for the most recent birth				
1.4.1p1.1 Percentage of women ages 15-49 who received antenatal care from skilled health personnel for the most recent birth	93.8 2017	93.8 2017	≈100 2030	NDHS, PSA

Goals/Targets/Indicators		Baseline	Latest	Target <sup>8/</sup>	Data Source Agency
1.4.1p1.2	Percentage of women ages 15-49 with a live birth delivery who were assisted by skilled health personnel	84.4 2017	84.4 2017	≈100 2030	NDHS, PSA
1.4.1p1.3	Percentage of women ages 15-49 with a postnatal check-up in the first two days after birth	86.1 2017	86.1 2017	≈100 2030	NDHS, PSA
1.4.1p2	Percentage of all women and currently married women ages 15-49 who have ever used any contraceptive methods				
	All women	49.1 2017	49.1 2017	≈100 2030	NDHS, PSA
	Currently Married Women	74.1 2017	74.1 2017	≈100 2030	NDHS, PSA
1.4.1p3	Percentage of population that visited a health facility or sought advice or treatment in the 30 days preceeding the survey	7.6 2017	7.6 2017		NDHS, PSA
1.4.1p4	Net Enrolment Rate in kindergarten <sup>4/</sup> Indicator is also found in SDG 4.2.2	66.0 2016	66.1 2020	≈100 2030	EBEIS, DepEd
1.4.1p5	Net Enrolment Rate in elementary <sup>4/</sup> Indicator is also found in SDG 4.3.s1	96.2 2016	89.1 2020	≈100 2030	EBEIS, DepEd
1.4.1p6	Net Enrolment Rate in secondary education <sup>4/</sup> Indicator is also found in SDG 4.3.s2				
	Junior High School	74.2 2016	81.5 2020	≈100 2030	EBEIS, DepEd
	Senior High School <sup>5/</sup>	37.4 2016	49.5 2020	≈100 2030	EBEIS, DepEd
1.4.1p7	Proportion of families with access to improved water supply	83.2 2016	87.7 2020	≈100 2030	APIS, PSA
1.4.1p8	Proportion of population living in households with access to sanitary facility	91.9 2016	95.3 2020	≈100 2030	APIS, PSA
1.4.1p9	Proportion of families with owned or owner-like possession of housing units	61.0 2016	59.8 2020	≈100 2030	APIS, PSA
1.4.2p1	Proportion of families with access to secure tenure	97.0 2016	96.9 2020	≈100 2030	APIS, PSA
Target 1.5	By 2030, build the resilience of the poor and those in vulnerable situations and reduce their exposure and vulnerability to climate-related extreme events and other economic, social and environmental shocks and disasters				
1.5.1	Number of deaths, missing persons and directly affected persons attributed to disasters per 100,000 population <sup>8/</sup> Indicator is also found in SDG 11.5.1 and 13.1.1				
1.5.1.1	Number of deaths attributed to disasters per 100,000 population	0.34 <sup>7</sup> 2016	0.89 <sup>8</sup> 2021	0.00 2030	NDRRMC, OCD
1.5.1.2	Number of missing persons attributed to disasters per 100,000 population	0.05 <sup>7</sup> 2016	0.12 <sup>8</sup> 2021	0.00 2030	NDRRMC, OCD
1.5.1.3	Number of directly affected persons attributed to disasters per 100,000 population	13,779.4 <sup>7</sup> 2016	18,456.8 <sup>8</sup> 2021	Decreasing 2030	NDRRMC, OCD
1.5.3	Country that adopts and implement national disaster risk reduction strategies in line with the Sendai Framework for Disaster Risk Reduction 2015-2030 <sup>*</sup> Indicator is also found in SDG 11.b.1 and 13.1.2	1.0 2016	1.0 2022		Sendai Framework for Disaster Risk Reduction official reports/documents, NDRRMC
1.5.4	Proportion of local governments that adopt and implement local disaster risk reduction strategies in line with national disaster risk reduction strategies Indicator is also found in SDG 11.b.2 and 13.1.3				
	National Capital Region (NCR)	52.9 2016	100.0 2021	100.0 2030	NDRRMC, OCD
	Cordillera Administrative Region (CAR)	94.0 2016	61.5 2021	100.0 2030	NDRRMC, OCD
	Region I	44.8 2016	76.7 2021	100.0 2030	NDRRMC, OCD
	Region II	100.0 2016	55.1 2021	100.0 2030	NDRRMC, OCD
	Region III	59.0 2016	100.0 2021	100.0 2030	NDRRMC, OCD
	Region IV-A	99.8 2016	74.8 2021	100.0 2030	NDRRMC, OCD
	MIMAROPA	82.0 2016	100.0 2021	100.0 2030	NDRRMC, OCD
	Region V	91.0 2016	56.7 2021	100.0 2030	NDRRMC, OCD
	Region VI	25.1 2016	100.0 2021	100.0 2030	NDRRMC, OCD

Goals/Targets/Indicators	Baseline	Latest	Target <sup>8/</sup>	Data Source Agency
Region VII	100.0 2016	100.0 2021	100.0 2030	NDRRMC, OCD
Region VIII	100.0 2016	83.9 2021	100.0 2030	NDRRMC, OCD
Region IX	100.0 2016	96.0 2021	100.0 2030	NDRRMC, OCD
Region X	100.0 2016	96.9 2021	100.0 2030	NDRRMC, OCD
Region XI	100.0 2016	100.0 2021	100.0 2030	NDRRMC, OCD
Region XII	100.0 2016	100.0 2021	100.0 2030	NDRRMC, OCD
Caraga	74.4 2016	93.6 2021	100.0 2030	NDRRMC, OCD
Bangsamoro Autonomous Region in Muslim Mindanao (BARMM)	12.5 2016	13.0 2021	100.0 2030	NDRRMC, OCD
target 1.a Ensure significant mobilization of resources from a variety of sources, including through enhanced development cooperation, in order to provide adequate and predictable means for developing countries, in particular least developed countries, to implement programmes and policies to end poverty in all its dimensions				
1.a.1.p1	Proportion of national budget for direct poverty reduction program to the national budget <sup>7/</sup>	2.9 2016	2.1 2022	People's Budget 2017, DBM DSWD
1.a.2	Proportion of total government spending on essential services			
	Obligation	38.1 2016	29.5 2020	Statement of Appropriations, Allotments, Obligations, Disbursements and Balances. DBM
	Disbursement	40.7 2016	31.8 2020	Statement of Appropriations, Allotments, Obligations, Disbursements and Balances. DBM
1.a.3	Sum of total grants and non-debt-creating inflows directly allocated to poverty reduction programmes as a proportion of GDP			
The SDG Watch is prepared by the Philippine Statistics Authority as the official repository of SDG indicators in the Philippines per PSA Board Resolution No. 09 Series of 2017. For more information on the indicators, visit the website at <a href="http://psa.gov.ph/sdg">http://psa.gov.ph/sdg</a> .				

#### NOTES:

- \* 1 if the country satisfies the requirement of the indicator, 0 otherwise
- r Revised data
- p Preliminary data
- 1/ Updates/revisions were based on the ILO statistics database in March 2022. Further, this is based on the ILO model-based estimates
- 2/ Revised/updated based on the following: a) rebasing of the Consumer Price Index (CPI) market basket of prices from 2006 to 2012; b) adoption of the 2015 Census of Population (PopCen) results for the weights in the merged FIES-LFS; c) updated urban-rural classification; and d) the availability of the final 2018 Family Income and Expenditure Survey (FIES).
- 3/ Special computation made by the PSA Technical Staff using the Merged Family Income and Expenditure Survey-Labor Force Survey (FIES-LFS) and the Official Poverty Thresholds.
- 4/ Updates were based on submission of DepEd in March 2022.
- 5/ Estimation of this sub-indicator only started in SY 2016-2017
- 6/ Data includes natural and human-induced disaster.
- 7/ This is limited to Conditional Cash Transfer budget only and does not refer to the expenditure.
- 8/ Based on the preliminary 2030 nationally determined numerical targets for the SDGs through the conducted consultation and validation workshops with both government and non-government stakeholders of NEDA, in partnership with PIDS.

#### ACRONYMS:

APIS	Annual Poverty Indicators Survey
DBM	Department of Budget and Management
DepEd	Department of Education
DSWD	Department of Social Welfare and Development
EBEIS	Enhanced Basic Education Information System
FIES	Family Income and Expenditure Survey
ILO	International Labour Organization
LDRRM	Local Disaster Risk Reduction and Management
LFS	Labor Force Survey
NDHS	National Demographic and Health Survey
NDRRMC	National Disaster and Risk Reduction Management Council
OCD	Office of the Civil Defense
PSA	Philippine Statistics Authority
UNSD	United Nations Statistics Division

*CM*

Digitally signed by Mapa  
Claire Dennis Sison  
Date: 2022.04.21 12:41:51  
+08'00'



## GOAL 2. END HUNGER, ACHIEVE FOOD SECURITY AND IMPROVED NUTRITION AND PROMOTE SUSTAINABLE AGRICULTURE

Goals/Targets/Indicators	Baseline	Latest	Target <sup>1/</sup>	Data Source Agency
<b>Target 2.1</b> By 2030, end hunger and ensure access by all people, in particular the poor and people in vulnerable situations, including infants, to safe, nutritious and sufficient food all year round				
<b>2.1.1-p1</b> Proportion of households meeting 100% recommended energy intake	31.7 2013	24.2 2018	45.5 2030	Updating of Nutritional Status of Filipino Children and Other Population Groups, PDRI, FNRI-DOST
<b>Target 2.2</b> By 2030, end all forms of malnutrition, including achieving, by 2025, the internationally agreed targets on stunting and wasting in children under 5 years of age, and address the nutritional needs of adolescent girls, pregnant and lactating women and older persons				
<b>2.2.1</b> Prevalence of stunting (height for age <-2 standard deviation from the median of the World Health Organization (WHO) Child Growth Standards) among children under 5 years of age	33.4 2015	28.8 2019	24.9 2030	National Nutrition Survey, FNRI-DOST
<b>2.2.2</b> Prevalence of malnutrition (weight for height >+2 or <-2 standard deviation from the median of the WHO Child Growth Standards) among children under 5 years of age, by type (wasting and overweight)				
<b>2.2.2.1</b> Prevalence of malnutrition for children under 5 years <-2 SD from the median of the WHO CGS (wasting)	7.1 2015	5.8 2019	3.7 2030	National Nutrition Survey, FNRI-DOST
<b>2.2.2.2</b> Prevalence of malnutrition for children under 5 years <+2 SD from the median of the WHO CGS (overweight)	3.9 2015	2.9 2019	No increase 2030	National Nutrition Survey, FNRI-DOST
<b>2.2.s1</b> Prevalence of micronutrient deficiencies (Vit A, Iron)				
<b>2.2.s1.1</b> Vitamin A Deficient				
6 months to 5 years old	20.4 2013	14.0 2019	0.0 2030	National Nutrition Survey, FNRI-DOST
Pregnant	9.0 2013	2.8 2019	0.0 2030	National Nutrition Survey, FNRI-DOST
Lactating	5.0 2013	2.2 2019	0.0 2030	National Nutrition Survey, FNRI-DOST
60 years old and up	3.0 2013	0.9 2019	0.0 2030	National Nutrition Survey, FNRI-DOST
<b>2.2.s1.2</b> Anemia				
6 months to 5 years old	13.8 2013	12.5 2019	0.0 2030	National Nutrition Survey, FNRI-DOST
Pregnant	24.6 2013	19.9 2019	0.0 2030	National Nutrition Survey, FNRI-DOST
Lactating	16.7 2013	11.6 2019	0.0 2030	National Nutrition Survey, FNRI-DOST
60 years old and up	20.8 2013	16.9 2019	0.0 2030	National Nutrition Survey, FNRI-DOST
<b>2.2.s2</b> Prevalence of exclusively breastfed children 0 to 5 months old	48.8 2015	57.9 2019	100.0 2030	National Nutrition Survey, FNRI-DOST


The SDG Watch is compiled by the Philippine Statistics Authority  
as the official repository of statistical data for the Philippines per PSA Board Resolution No. 09 series of 2017  
For detailed information on the data sources, please refer to the PSA website at <http://psa.gov.ph/sdg>.

### NOTES:

1/ Based on the preliminary 2030 nationally determined numerical targets for the SDGs through the conducted consultation and validation workshops with both government and non-government stakeholders of NEDA, in partnership with PIDS.

### ACRONYMS:

**FNRI-DOST** Food and Nutrition Research Institute, Department of Science and Technology  
**PDRI** Philippine Dietary Reference Intakes



Digitally signed by Mapa  
Claire Dennis Sison  
Date: 2022.04.21  
12:41:31 +08'00'



## GOAL 3. ENSURE HEALTHY LIVES AND PROMOTE WELL-BEING FOR ALL AT ALL AGES

Goals/Targets/Indicators	Baseline	Latest	Target <sup>2/</sup>	Data Source Agency
<b>target 3.1</b> By 2030, reduce the global maternal mortality ratio to less than 70 per 100,000 live births				
3.1.2 Proportion of births attended by skilled health personnel	84.4 2017	84.4 2017	100.0 2030	NDHS, PSA
3.1.s1 Proportion of births delivered in a health facility	77.7 2017	77.7 2017		NDHS, PSA
<b>target 3.2</b> By 2030, end preventable deaths of newborns and children under 5 years of age, with all countries aiming to reduce neonatal mortality to at least as low as 12 per 1,000 live births and under-5 mortality to at least as low as 25 per 1,000 live births				
3.2.1 Under-five mortality rate (per 1,000 live births)	27.0 2017	27.0 2017	20.7 2030	NDHS, PSA
3.2.2 Neonatal mortality rate (per 1,000 live births)	14.0 2017	14.0 2017	6.5 2030	NDHS, PSA
3.2.s1 Infant Mortality Rate (per 1,000 live births)	21.0 2017	21.0 2017	9.8 2030	NDHS, PSA
<b>target 3.3</b> By 2030, end the epidemics of AIDS, tuberculosis, malaria and neglected tropical diseases and combat hepatitis, water-borne diseases and other communicable diseases				
3.3.1.p1 Number of new HIV infections (newly diagnosed cases/year)	9,238 2016	12,341 2021	≈0 2030	HARP, DOH
3.3.2 Tuberculosis incidence per 100,000 population	434.0 2016	434.0 2016	≈0 2030	National TB Prevalence Survey, DOH
3.3.3 Malaria incidence per 1,000 population	0.1 2016	0.1 2019	≈0 2030	Program Data, DOH
<b>target 3.4</b> By 2030, reduce by one third premature mortality from non-communicable diseases through prevention and treatment and promote mental health and well-being				
3.4.1 Mortality rate attributed to cardiovascular disease, cancer, diabetes or chronic respiratory disease	4.6 2016	4.6 2020		Vital Statistics Report, PSA
3.4.1.1 Mortality rate attributed to cardiovascular disease	2.7 2016	2.8 2020	1.80 2030	Vital Statistics Report, PSA
3.4.1.2 Mortality rate attributed to cancer	1.1 2016	1.0 2020	0.67 2030	Vital Statistics Report, PSA
3.4.1.3 Mortality rate attributed to diabetes	0.6 2016	0.6 2020	0.40 2030	Vital Statistics Report, PSA
3.4.1.4 Mortality rate attributed to chronic respiratory disease	0.3 2016	0.2 2020	0.20 2030	Vital Statistics Report, PSA
<b>target 3.5</b> Strengthen the prevention and treatment of substance abuse, including narcotic drug abuse and harmful use of alcohol				
3.5.1.p1 Percentage of drug abuse cases or drug users who completed treatment	79.5 2016	83.0 2020		Program Data, DOH
3.5.2 Harmful use of alcohol, defined according to the national context as alcohol per capita consumption (aged 15 years and older) within a calendar year in litres of pure alcohol	54.5 2018	54.5 2018		National Nutrition Survey, FNRI-DOST
<b>target 3.6</b> By 2020, halve the number of global deaths and injuries from road traffic accidents				
3.6.1 Death rate due to road traffic injuries per 100,000 population	10.9 2016	8.0 2020	0.1 2030	Vital Statistics Report, PSA
<b>target 3.7</b> By 2030, ensure universal access to sexual and reproductive health-care services, including for family planning, information and education, and the integration of reproductive health into national strategies and programmes				
3.7.1 Proportion of women (currently married) of reproductive age (aged 15-49 years) who have their need for family planning satisfied [provided] with modern methods	56.9 2017	56.9 2017	≈100 2030	NDHS, PSA
3.7.2 Adolescent (aged 15-19 years) birth rate per 1,000 women in that age group	47.0 2017	47.0 2017	30.3 2030	NDHS, PSA
3.7.s1 Contraceptive Prevalence Rate	54.3 2017	54.3 2017	100.0 2030	NDHS, PSA
<b>target 3.8</b> Achieve universal health coverage, including financial risk protection, access to quality essential health-care services and access to safe, effective, quality and affordable essential medicines and vaccines for all				
3.8.2 Number of people covered by health insurance or a public health system per 1,000 population <sup>1/</sup>	909.0 2016	980.2 2018	≈1000 2030	Admin Data, PhilHealth
3.8.s1 Percentage of population covered by the social health insurance <sup>1/</sup>	91.0 2016	98.0 2018	≈100 2030	Admin Data, PhilHealth
3.8.s2 Out-of-pocket health spending as percentage of total health expenditure	45.0 2016	39.9 2020	43.5 2030	Philippine National Health Accounts, PSA
<b>target 3.9</b> By 2030, substantially reduce the number of deaths and illnesses from hazardous chemicals and air, water and soil pollution and contamination				
3.9.3 Mortality rate attributed to unintentional poisoning per 100,000 population	0.1 2016	0.1 2020	0.0 2030	Vital Statistics Report, PSA

Goals/Targets/Indicators	Baseline	Latest	Target <sup>2/</sup>	Data Source Agency
<b>target 3.a</b> Strengthen the implementation of the World Health Organization Framework Convention on Tobacco Control in all countries, as appropriate				
<b>3.a.1</b> Age-standardized prevalence of current tobacco use among persons aged 15 years and older	23.8 2015	23.8 2015	15.3 2030	Global Adult Tobacco Survey
<b>3.a.s1</b> Prevalence of current tobacco use				
Prevalence of current tobacco use of 10-19.9 years old	5.5 2015	3.4 2019		Updating of Nutritional Status of Filipino Children and Other Population Groups, NNS, FNRI-DOST
Prevalence of current tobacco use of 20 years old and over	23.3 2015	19.9 2019		Updating of Nutritional Status of Filipino Children and Other Population Groups, NNS, FNRI-DOST
<b>target 3.b</b> Support the research and development of vaccines and medicines for the communicable and non-communicable diseases that primarily affect developing countries; provide access to affordable essential medicines and vaccines, in accordance with the Doha Declaration on the TRIPS Agreement and Public Health, which affirms the right of developing countries to use to the full the provisions in the Agreement on Trade-Related Aspects of Intellectual Property Rights regarding flexibilities to protect public health, and, in particular, provide access to medicines for all				
<b>3.b.1.p1</b> Proportion of fully immunized children	48.4 2017	48.4 2017		NDHS, PSA
<b>3.b.3.p1</b> Percentage of public health facilities properly stocked with selected essential medicines	65.4 2016	56.0 2020		Drug Availability Survey, DOH
<p>The SDG Watch is managed by the Philippine Statistics Authority</p> <p>in the official repository of statistics in the Philippines per PSA Board Resolution No. 09 Series of 2017.</p> <p>More statistical information on the Philippines can be accessed at <a href="http://psa.gov.ph/sdg">http://psa.gov.ph/sdg</a>.</p>				

**NOTES:**

- 1/ Data includes the number of indigents from the DSWD Listahanan Database.
- 2/ Based on the preliminary 2030 nationally determined numerical targets for the SDGs through the conducted consultation and validation workshops with both government and non-government stakeholders of NEDA, in partnership with FIDS.

**ACRONYMS:**

<b>DOH</b>	Department of Health
<b>FNRI-DOST</b>	Food and Nutrition Research Institute, Department of Science and Technology
<b>HARP</b>	HIV/AIDS and Anti-Retroviral Therapy Registry (ART) of the Philippines
<b>NDHS</b>	National Demographic and Health Survey
<b>NNS</b>	National Nutrition Survey
<b>PSA</b>	Philippine Statistics Authority

*CDS*

Digitally signed by Mapa  
Claire Dennis Sioson  
Date: 2022.04.21  
12:41:15 +08'00'



## GOAL 4. ENSURE INCLUSIVE AND QUALITY EDUCATION FOR ALL AND PROMOTE LIFELONG LEARNING

Goals/Targets/Indicators	Baseline	Latest	Target <sup>5/</sup>	Data Source Agency
<b>target 4.1</b> By 2030, ensure that all girls and boys complete free, equitable and quality primary and secondary education leading to relevant and effective learning outcomes				
<b>4.1.1</b> Proportion of children and young people: (a) in grades 2/3; (b) at the end of primary; and (c) at the end of lower secondary achieving at least a minimum proficiency level in (i) reading and (ii) mathematics, by sex				
<b>4.1.1.1</b> Proportion of children in grades 2/3 achieving at least a minimum proficiency level in (i) reading and (ii) mathematics, by sex				
Reading, both sexes				
Mathematics, both sexes	37.1 2016	23.2 2017		NAT, DepEd
<b>4.1.1.2</b> Proportion of children at the end of primary achieving at least a minimum proficiency level in (i) reading and (ii) mathematics, by sex				
Reading, both sexes	40.4 2016	40.4 2016		NAT, DepEd
Mathematics, both sexes	34.8 2016	34.8 2016		NAT, DepEd
<b>4.1.1.3</b> Proportion of children at the end of lower secondary achieving at least a minimum proficiency level in (i) reading and (ii) mathematics, by sex				
Reading, both sexes	46.0 2016	46.0 2016		NAT, DepEd
Mathematics, both sexes	37.3 2016	37.3 2016		NAT, DepEd
<b>4.1.s1</b> Completion Rate <sup>1/</sup>				
<b>4.1.s1.1</b> Elementary	93.1 2016	82.5 2020	100.0 2030	EBEIS, DepEd
Female	95.5 2016	84.7 2020	100.0 2030	EBEIS, DepEd
Male	90.8 2016	80.5 2020	100.0 2030	EBEIS, DepEd
<b>4.1.s1.2</b> Secondary (Junior High School)	80.9 2016	82.1 2020	100.0 2030	EBEIS, DepEd
Female	85.6 2016	85.9 2020	100.0 2030	EBEIS, DepEd
Male	76.2 2016	78.4 2020	100.0 2030	EBEIS, DepEd
<b>4.1.s1.3</b> Secondary (Senior High School) <sup>2/</sup>	81.0 2018	69.3 2020	100.0 2030	EBEIS, DepEd
Female	84.8 2018	74.6 2020	100.0 2030	EBEIS, DepEd
Male	77.2 2018	64.2 2020	100.0 2030	EBEIS, DepEd
<b>4.1.s2</b> Cohort Survival Rate <sup>1/</sup>				
<b>4.1.s2.1</b> Elementary	93.8 2016	83.0 2020	100.0 2030	EBEIS, DepEd
Female	96.0 2016	85.0 2020	100.0 2030	EBEIS, DepEd
Male	91.8 2016	81.2 2020	100.0 2030	EBEIS, DepEd
<b>4.1.s2.2</b> Secondary (Junior High School)	83.1 2016	82.8 2020	100.0 2030	EBEIS, DepEd
Female	87.4 2016	86.5 2020	100.0 2030	EBEIS, DepEd
Male	78.7 2016	79.3 2020	100.0 2030	EBEIS, DepEd

Goals/Targets/Indicators		Baseline	Latest	Target <sup>5/</sup>	Data Source Agency
4.1.s2.3	Secondary (Senior High School) <sup>2/</sup>	82.6 2018	71.3 2020	100.0 2030	EBEIS, DepEd
	Female	86.2 2018	76.4 2020	100.0 2030	EBEIS, DepEd
	Male	78.9 2018	66.4 2020	100.0 2030	EBEIS, DepEd
4.1.s3	Dropout Rate or School Leavers Rate <sup>1/</sup>				
4.1.s3.1	Elementary	1.5 2016	3.8 2020	0.0 2030	EBEIS, DepEd
	Female	1.0 2016	3.3 2020	0.0 2030	EBEIS, DepEd
	Male	2.0 2016	4.2 2020	0.0 2030	EBEIS, DepEd
4.1.s3.2	Secondary (Junior High School)	6.2 2016	6.2 2020	0.0 2030	EBEIS, DepEd
	Female	4.4 2016	4.7 2020	0.0 2030	EBEIS, DepEd
	Male	7.9 2016	7.6 2020	0.0 2030	EBEIS, DepEd
4.1.s3.3	Secondary (Senior High School) <sup>2/</sup>	3.9 2018	6.6 2020	0.0 2030	EBEIS, DepEd
	Female	2.9 2018	5.3 2020	0.0 2030	EBEIS, DepEd
	Male	4.9 2018	8.0 2020	0.0 2030	EBEIS, DepEd
Target 4.2 By 2030, ensure that all girls and boys have access to quality early childhood development, care and pre-primary education so that they are ready for primary education					
4.2.2	Participation rate in organized learning (one year before the official primary entry age) <sup>1/</sup> Indicator is also found in SDG 1.4.1p4	66.0 2016	66.1 2020	100.0 2030	EBEIS, DepEd
	Girls	65.5 2016	67.5 2020	100.0 2030	EBEIS, DepEd
	Boys	66.4 2016	64.7 2020	100.0 2030	EBEIS, DepEd
Target 4.3 By 2030, ensure equal access for all women and men to affordable and quality technical, vocational and tertiary education, including university					
4.3.1	Participation rate of youth and adults in formal and non-formal education and training, by sex				
4.3.s1	Net Enrolment Rate in elementary education <sup>1/</sup> Indicator is also found in SDG 1.4.1p5	96.2 2016	89.1 2020		EBEIS, DepEd
	Female	96.1 2016	89.3 2020		EBEIS, DepEd
	Male	96.2 2016	88.9 2020		EBEIS, DepEd
4.3.s2	Net Enrolment Rate in secondary education <sup>1/</sup> Indicator is also found in SDG 1.4.1p6				
4.3.s2.1	Junior High School	74.2 2016	81.5 2020		EBEIS, DepEd
	Female	79.9 2016	85.5 2020		EBEIS, DepEd
	Male	68.8 2016	77.7 2020		EBEIS, DepEd
4.3.s2.2	Senior High School <sup>3/</sup>	37.4 2016	49.5 2020		EBEIS, DepEd
	Female	44.1 2016	57.4 2020		EBEIS, DepEd
	Male	31.0 2016	42.1 2020		EBEIS, DepEd
4.3.s3	Passing rate in licensure exam (HED)	37.6 2016	38.8 2019	Increasing 2030	PRC data, CHED
4.3.s4	Certification rate (TVET)	91.9 2016	92.0 2021	Increasing 2030	Admin Data, TESDA
Target 4.4 By 2030, substantially increase the number of youth and adults who have relevant skills, including technical and vocational skills, for employment, decent jobs and entrepreneurship					
4.4.1.p1	Proportion of population with exposure to internet <sup>4/</sup>	48.1 2013	75.4 2019	100.0 2030	FLEMMS, PSA
4.4.1.p1.1	Proportion of population with exposure to social interaction in the internet	43.8 2013	73.9 2019	100.0 2030	FLEMMS, PSA
4.4.1.p1.2	Proportion of population with exposure to research work/study in the internet	42.2 2013	63.6 2019	100.0 2030	FLEMMS, PSA

Goals/Targets/Indicators		Baseline	Latest	Target <sup>5/</sup>	Data Source Agency
target 4.5	By 2030, eliminate gender disparities in education and ensure equal access to all levels of education and vocational training for the vulnerable, including persons with disabilities, indigenous peoples and children in vulnerable situations.				
4.5.1	Parity indices (female/male, rural/urban, bottom/top wealth quintile and others such as disability status, indigenous peoples and conflict-affected, as data become available) for all education indicators on this list that can be disaggregated				
	Ratio of girls to boys in primary education <sup>2/</sup>	0.9 2016	0.9 2020	1.0 2030	EBEIS, DepEd
	Ratio of girls to boys in secondary education (JHS) <sup>1/</sup>	1.0 2016	1.0 2020	1.0 2030	EBEIS, DepEd
	Ratio of girls to boys in secondary education (SHS) <sup>1/</sup>	1.1 2016	1.1 2020	2030	EBEIS, DepEd
	Ratio of girls to boys in tertiary education	1.2 2016	1.3 2020	1.0 2030	CHECKS, CHED
target 4.6	By 2030, ensure that all youth and a substantial proportion of adults, both men and women, achieve literacy and numeracy				
4.6.1	Percentage of population in a given age group achieving at least a fixed level of proficiency in functional (a) literacy and (b) numeracy skills, by sex				
4.6.1.1	Percentage of population in a given age group achieving at least a fixed level of proficiency in functional literacy	90.3 2013	91.6 2019	100.0 2030	FLEMMS, PSA
	Female population	92.0 2013	92.9 2019	100.0 2030	FLEMMS, PSA
	Male population	88.7 2013	90.2 2019	100.0 2030	FLEMMS, PSA
4.6.1.2	Percentage of population in a given age group achieving at least a fixed level of proficiency in basic literacy skills	96.5 2013	96.5 2019	100.0 2030	FLEMMS, PSA
	Female population	97.0 2013	97.1 2019	100.0 2030	FLEMMS, PSA
	Male population	96.1 2013	95.9 2019	100.0 2030	FLEMMS, PSA
target 4.a	Build and upgrade education facilities that are child, disability and gender sensitive and provide safe, non-violent, inclusive and effective learning environments for all				
4.a.1	Proportion of schools with access to: (a) electricity; (b) the Internet for pedagogical purposes; (c) computers for pedagogical purposes; (d) adapted infrastructure and materials for students with disabilities; (e) basic drinking water; (f) single-sex basic sanitation facilities; and (g) basic handwashing facilities (as per the WASH indicator definitions) <sup>1/</sup>				
4.a.1.1	Proportion of schools with access to electricity				
	Elementary schools	88.7 2016	97.6 2020	100.0 2030	EBEIS, DepEd
	Secondary schools (Junior High School)	93.1 2016	98.7 2020	100.0 2030	EBEIS, DepEd
	Secondary schools (Senior High School)	88.9 2016	98.3 2020	100.0 2030	EBEIS, DepEd
4.a.1.2	Proportion of schools with access to the Internet for pedagogical purposes				
	Elementary schools	25.6 2016	54.0 2020	100.0 2030	EBEIS, DepEd
	Secondary schools (Junior High School)	34.0 2017	60.4 2020	100.0 2030	EBEIS, DepEd
	Secondary schools (Senior High School)	31.0 2017	63.0 2020	100.0 2030	EBEIS, DepEd
4.a.1.3	Proportion of schools with access to computers for pedagogical purposes				
	Elementary schools	78.5 2016	70.5 2020	100.0 2030	EBEIS, DepEd
	Secondary schools (Junior High School)	83.1 2016	79.9 2020	100.0 2030	EBEIS, DepEd
	Secondary schools (Senior High School)	23.6 2016	79.3 2020	100.0 2030	EBEIS, DepEd
4.a.1.4	Proportion of schools with access to single-sex basic sanitation facilities				
	Elementary schools	45.1 2016	60.4 2018	100.0 2030	EBEIS, DepEd
	Secondary schools	77.1 2016	77.1 2017	100.0 2030	EBEIS, DepEd
4.a.1.5	Proportion of schools with access to basic handwashing facilities (as per the WASH indicator definitions)				
	Elementary schools	61.0 2016	90.6 2020	100.0 2030	EBEIS, DepEd
	Secondary schools (Junior High School)	60.5 2016	89.3 2020	100.0 2030	EBEIS, DepEd

Goals/Targets/Indicators	Baseline	Latest	Target <sup>5/</sup>	Data Source Agency
Secondary schools (Senior High School)	65.3 2018	83.2 2020	100.0 2030	EBEIS, DepEd
target 4.c: By 2030, substantially increase the supply of qualified teachers, including through international cooperation for teacher training in developing countries, especially least developed countries and small island developing States				
4.c.s1 Faculty qualification (Hed)				
4.c.s1.1 Faculty qualification with MS/MA degree/s	40.4 2016	39.9 2020	Increasing 2030	Admin Data, CHED
4.c.s1.2 Faculty qualification with Ph.D. degree/s	13.3 2016	15.5 2020	Increasing 2030	Admin Data, CHED
4.c.s2 Number of TVET trainers trained	6,518 2016	7,746 2021	Increasing 2030	Admin Data, TESDA
(The SDG Watch is compiled by the Philippine Statistics Authority, or the official repository of SDG indicators in the Philippines per PSA Board Resolution No. 09 Series of 2017. More statistical information on the Philippine SDGs can be accessed at <a href="http://psa.gov.ph/sdg">http://psa.gov.ph/sdg</a> .)				

**NOTES:**

- 1/ Updates were based on the submission of DepEd in March 2022
- 2/ Estimation of this sub-indicator only started in SY 2018-2019
- 3/ Estimation of this sub-indicator only started in SY 2016-2017
- 4/ This covers population aged 10 to 64 years. The 2019 data excludes those who did not report their exposure to the internet in the estimation of the indicator.
- 5/ Based on the preliminary 2030 nationally determined numerical targets for the SDGs through the conducted consultation and validation workshops with both government and non-government stakeholders of NEDA, in partnership with PIDS.

**ACRONYMS:**

CHED	Commission on Higher Education
CHECKS	CHED Electronic Collection & Knowledge System
DepEd	Department of Education
EBEIS	Enhanced Basic Education Information System
FLEMMS	Functional Literacy, Education and Mass Media Survey
Hed	Higher Education
NAT	National Achievement Test
NEDA	National Economic and Development Authority
PIDS	Philippine Institute for Development Studies
PRC	Professional Regulation Commission
PSA	Philippine Statistics Authority
TESDA	Technical Education and Skills Development Authority
TVET	Technical-Vocational Education and Training
WASH	Water, Sanitation and Hygiene



Digitally signed by Mapa  
Claire Dennis Sioson  
Date: 2022.04.21  
12:40:53 +08'00'

Based on submissions as of 04 April 2022



## GOAL 5. ACHIEVE GENDER EQUALITY AND EMPOWER ALL WOMEN AND GIRLS

Goals/Targets/Indicators	Baseline	Latest	Target <sup>10/</sup>	Data Source Agency
<b>Target 5.1 End all forms of discrimination against all women and girls everywhere.</b>				
<b>5.1.1</b> Whether or not legal frameworks are in place to promote, enforce and monitor equality and non-discrimination on the basis of sex <sup>11/</sup>	1.0 2016	1.0 2022	1.0 2030	Administrative Data, PCW
<b>Target 5.2 Eliminate all forms of violence against all women and girls in the public and private spheres, including trafficking and sexual and other types of exploitation.</b>				
<b>5.2.1</b> Proportion of ever-partnered women and girls aged 15 years and older subjected to physical, sexual, or psychological violence by a current or former intimate partner in the previous 12 months	14.7 2017	14.7 2017	10.6 2030	NDHS, PSA
5.2.1.1 Proportion of ever-partnered women and girls aged 15 years and older subjected to physical violence by a current or former intimate partner in the previous 12 months	4.4 2017	4.4 2017	2.4 2030	NDHS, PSA
5.2.1.2 Proportion of ever-partnered women and girls aged 15 years and older subjected to sexual violence by a current or former intimate partner in the previous 12 months	2.2 2017	2.2 2017	1.0 2030	NDHS, PSA
5.2.1.3 Proportion of ever-partnered women and girls aged 15 years and older subjected to psychological violence by a current or former intimate partner in the previous 12 months	12.9 2017	12.9 2017	10.3 2030	NDHS, PSA
5.2.1.4 Proportion of ever-partnered women and girls aged 15 years and older subjected to physical or sexual violence by a current or former intimate partner in the previous 12 months	5.5 2017	5.5 2017		NDHS, PSA
<b>5.2.2</b> Proportion of women and girls aged 15 years and older subjected to sexual violence by persons other than an intimate partner in the previous 12 months, by age and place of occurrence	0.1 2017	0.1 2017		NDHS, PSA
<b>5.2.s1</b> Number of reported gender-based violence cases (includes e-VAW)	60,755 2016	25,654 2021		Administrative Data, PNP
<b>5.2.s2</b> Number of reported abuse cases among women and children				
5.2.s2.1 Number of reported abuse cases among women	32,552 2016	12,543 2021		Administrative Data, PNP
5.2.s2.2 Number of reported abuse cases among children	29,349 2016	16,966 2021		Administrative Data, PNP
<b>5.2.s3</b> Number of cases served by Department of Social Welfare and Development (DSWD) on violence against women and child abuse				
5.2.s3.1 Violence against women	1,046 2016	1,208 2021		Administrative Data, DSWD
5.2.s3.2 Violence against children	3,857 2016	1,668 2021		Administrative Data, DSWD
<b>Target 5.3 Eliminate all harmful practices, such as child, early and forced marriage and female genital mutilation</b>				
<b>5.3.1</b> Proportion of women aged 20-24 years who were married or in a union before age 15 and before age 18				
Married or in a union before age 15	2.2 2017	2.2 2017	≈0.0 2030	NDHS, PSA
Married or in a union before age 18	16.5 2017	16.5 2017	≈0.0 2030	NDHS, PSA
<b>Target 5.5 Ensure women's full and effective participation and equal opportunities for leadership at all levels of decision-making in political, economic and public life</b>				
<b>5.5.1</b> Proportion of seats held by women in (a) national parliaments and (b) local governments				
5.5.1.1 Proportion of seats held by women in national parliaments <sup>12/</sup>	28.7 2016	28.7 2019	≈50.0 2030	ERSD, COMELEC
5.5.1.2 Proportion of seats held by women in local governments	31.0 2016	29.1 2019	≈50.0 2030	ERSD, COMELEC
Provincial <sup>13/</sup>	19.7 2016	22.9 2019	≈50.0 2030	ERSD, COMELEC
City <sup>14/ 15/</sup>	22.4 2016	23.2 2019	≈50.0 2030	ERSD, COMELEC
Municipal <sup>16/ 17/</sup>	21.2 2016	22.8 2019	≈50.0 2030	ERSD, COMELEC
Barangay <sup>18/ 19/</sup>	29.3 2016	29.4 2019	≈50.0 2030	ERSD, COMELEC

Goals/Targets/Indicators		Baseline	Latest	Target <sup>10/</sup>	Data Source Agency
5.5.2	Proportion of women in managerial positions	46.6 2016	53.0 <sup>p</sup> 2020	≈50.0 2030	LFS, PSA
5.5.s1	Percentage of firms owned by women (through business permits and licences system)				
target 5.6					
Ensure universal access to sexual and reproductive health and reproductive rights as agreed in accordance with the Programme of Action of the International Conference on Population and Development and the Beijing Platform of Action and the outcome documents of their review conferences					
5.6.2	Number of countries with laws and regulations that guarantee full and equal access to women and men aged 15 years and older to sexual and reproductive health care, information and education <sup>9/</sup>				
5.6.2.1	Number of countries with laws and regulations that guarantee full and equal access to women and men aged 15 to less than 18 years to sexual and reproductive health care, information and education	0.0 2016	0.0 2020	1.0 2030	Administrative Data, DOH
5.6.2.2	Number of countries with laws and regulations that guarantee full and equal access to women and men aged 18 years and older to sexual and reproductive health care, information and education	1.0 2016	1.0 2020	1.0 2030	Administrative Data, DOH
target 5.a					
Undertake reforms to give women equal rights to economic resources, as well as access to ownership and control over land and other forms of property, financial services, inheritance and natural resources, in accordance with national law					
5.a.1.p1	Number agricultural and residential land free patents issued to women and men	70,255 2016	52,512 2019		LMB, DENR
5.a.1.p1.1	Number agricultural and residential land free patents issued to women	32,646 2016	25,581 2019		LMB, DENR
5.a.1.p1.2	Number agricultural and residential land free patents issued to men	37,609 2016	26,931 2019		LMB, DENR
5.a.1.p2	Number of holders of emancipation patents and certificates of land ownership, certificate of ancestral land titles (CALTs), certificate of ancestral domain titles (CADTs) by sex, stewardship				
5.a.1.p1.1	Number of holders of Emancipation Patents, Total	415,705 2015	516,843 2021		Administrative Data, DAR
	Female	57,424 2015	96,017 2021		Administrative Data, DAR
	Male	358,281 2015	420,826 2021		Administrative Data, DAR
5.a.1.p1.2	Number of holders of Certificates of Land Ownership, Total	1,996,454 2015	2,028,791 2021		Administrative Data, DAR
	Female	653,945 2015	630,369 2021		Administrative Data, DAR
	Male	1,342,509 2015	1,398,422 2021		Administrative Data, DAR
5.a.1.p3	Number of women beneficiaries with secured land tenure in Residential areas	20,637 2017	17,326 2019		Administrative Data, DENR
target 5.c					
Adopt and strengthen sound policies and antecedents legislation for the promotion of gender equality and the empowerment of all women and girls at all levels					
5.c.1	Proportion of countries with systems to track and make public allocations for gender equality and women's empowerment <sup>9/</sup>	1.0 2016	1.0 2022	1.0 2030	National GAD Budget Policy Implementation through GMMS, PCW

<sup>9/</sup> SDG Watch is managed by the Philippine Statistical Authority and the official repository of Philippines in the Sustainable Development Goals (SDG) Board Resolution No. 09 Series of 2017. More statistical information on the Philippines SDG can be accessed via <http://psa.gov.ph/sdg>.

#### NOTES:

- \* 1 if the country satisfies the requirement of the indicator, 0 otherwise
- p Preliminary data
- 1/ In terms of legal frameworks, the Philippines has the following relevant legislations: Republic Act 7192, Women In Development & National Building Act; Executive Order No. 273, Approving and Adopting the Philippine Plan for Gender-Responsive Development, 1995-2025; Republic Act 9710, An Act Providing for the Magna Carta of Women
- 2/ The national parliament is composed of the members of the Senate and the Congress as of 30 October 2019.
- 3/ This includes vice governor and provincial member as of 30 October 2019.
- 4/ This includes the city vice mayor and city councilors as of 30 October 2019.
- 5/ This includes the municipal vice mayor and municipal councilors as of 30 October 2019.
- 6/ This includes the barangay chairman, barangay kagawad, Sangguniang Kabataan chairman as of September 2018.
- 7/ Revision was based on recomputation of PSA technical staff in July 2021
- 8/ In terms of legal frameworks, the Philippines has the following relevant legislations: Per Republic Act 10354 known as the Responsible Parenthood and Reproductive Health Law, enacted on December 2012, the law does not provide for minors' full access to sexual and reproductive health care services without parent's consent because of the Family Code
- 9/ In terms of legal frameworks, the Philippines has the following relevant legislations: Republic Act 7192, Women In Development & Nation Building Act; Republic Act 9710, An Act Providing for the Magna Carta of Women; General Appropriations Act; Joint Circular 2012-01, Guidelines for the Preparation of Annual GAD Plans and Budgets and Accomplishment Reports to Implement the Magna Carta of Women; PCW-DILG-DBM-NEDA Joint Memorandum Circular No. 2016-01, Amendment to PCW-DILG-DBM-NEDA JMC 2013-01: Guidelines on the Localization of the Magna Carta of Women; PCW-DILG-DBM-NEDA Joint Memorandum Circular 2013-01, Guidelines on the Localization of the Magna Carta of Women; Joint Memorandum Circular no. 2014-01, Integration of Women, Peace and Security Programs, Activities and Projects in annual GAD Plans and Budgets and GAD Accomplishments Reports; Memorandum Circular No. 2015-04: Preparation and Online Submission of FY 2017 GAD Plans and Budgets and FY 2015 GAD Accomplishment Report and other Matters
- 10/ Based on the preliminary 2030 nationally determined numerical targets for the SDGs through the conducted consultation and validation workshops with both government and non-government stakeholders of NEDA, in partnership with PIDS.

#### ACRONYMS:

- COMELEC Commission on Elections
- DAR Department of Agrarian Reform
- DBM Department of Budget and Management



## GOAL 6. ENSURE AVAILABILITY AND SUSTAINABLE MANAGEMENT OF WATER AND SANITATION FOR ALL

Goals/Targets/Indicators	Baseline	Latest	Target <sup>4/</sup>	Data Source Agency
<b>target 6.3</b> By 2030, improve water quality by reducing pollution, eliminating dumping and minimizing release of hazardous chemicals and materials, halving the proportion of untreated wastewater and substantially increasing recycling and safe reuse globally				
<b>6.3.1.p1</b> Volume of wastewater treated (industries)				
<b>6.3.2.p1</b> Proportion of monitored bodies of water with good ambient water quality <sup>1/</sup>				
6.3.2.p1.1 Dissolved Oxygen (DO)	82.3 2016	86.0 2019	100.0 2030	National Water Quality Status Report, EMB DENR
6.3.2.p1.2 Biochemical Oxygen Demand (BOD)	79.5 2016	72.0 2019	100.0 2030	National Water Quality Status Report, EMB DENR
<b>target 6.4</b> By 2030, substantially increase water-use efficiency across all sectors and ensure sustainable withdrawals and supply of freshwater to address water scarcity and substantially reduce the number of people suffering from water scarcity				
<b>6.4.2</b> Level of water stress: freshwater withdrawal as a proportion of available freshwater resources				
<b>target 6.5</b> By 2030, implement integrated water resources management at all levels, including through transboundary cooperation as appropriate				
<b>6.5.1.p1</b> Percentage of implementation of programs and projects identified in the Integrated River Basin Master Plans (IRBMP)	26.1 2016	21.2 2019		Admin data, RBCO-DENR
6.5.1.p1.1 Percentage of major river basins with updated Integrated River Basin Master Plans (IRBMP)	83.3 2016	83.3 2020	85.0 2030	Admin data, RBCO-DENR
6.5.1.p1.2 Percentage of River Basins with established River Basin Organizations (RBO)	100.0 2016	72.4 2020	100.0 2030	Admin data, RBCO-DENR
<b>target 6.a</b> By 2030, expand international cooperation and capacity-building support to developing countries in water- and sanitation-related activities and programmes, including water harvesting, desalination, water efficiency, wastewater treatment, recycling and reuse technologies				
<b>6.a.1</b> Amount of water- and sanitation-related official development assistance that is part of a government-coordinated spending plan (in Million US Dollars)				
Amount of water- and sanitation-related official development assistance that is part of a government-coordinated spending plan particularly in LWUA <sup>2/</sup>	62.0 2016	62.0 2021		ADB WDDSP, LWUA
Amount of water- and sanitation-related official development assistance that is part of a government-coordinated spending plan particularly in MWSS <sup>3/</sup>	140.9 2016	250.8 2019		MWSS
<b>target 6.b</b> Support and strengthen the participation of local communities in improving water and sanitation management				
<b>6.b.1</b> Proportion of local administrative units with established and operational policies and procedures for participation of local communities in water and sanitation management				
<b>6.b.s1</b> Number of functional WASH councils/ committees in LGUs	1,185 2016	1,185 2016		Program and Project Monitoring System, DILG
<b>6.b.s2</b> Number of local WASH ordinances strengthening WASH governance in the communities	12.0 2017	20.0 2018		Program and Project Monitoring System, DILG
The SDG Watch is compiled by the Philippine Statistics Authority as the official repository of SDG indicators in the Philippines per PSA Board Resolution No. 09 Series of 2017. More statistical information on the Philippine SDGs can be accessed at <a href="http://psa.gov.ph/sdg">http://psa.gov.ph/sdg</a> .				

### NOTES:

- 1/ Updates were based on submission of EMB in April 2021  
 2/ Loan and Grant Agreement was signed in April 2016. However, there was no disbursement yet, except for commitment charges.  
 3/ The Landbank of the Philippines is the Borrower for the Sanitation Project of the Concessionaire  
 4/ Based on the preliminary 2030 nationally determined numerical targets for the SDGs through the conducted consultation and validation workshops with both government and non-government stakeholders of NEDA, in partnership with PIDS.

### ACRONYMS:

ADB	Asian Development Bank
DILG	Department of the Interior and Local Government
EMB-DENR	Environmental Management Bureau, Department of Environment and Natural Resources
LWUA	Local Water Utilities Administration
MWSS	Metropolitan Waterworks and Sewerage System
RBCO-DENR	River Basin Control Office, Department of Environment and Natural Resources
NEDA	National Economic and Development Authority
PIDS	Philippine Institute for Development Studies
WASH	Water, Sanitation and Hygiene
WDDSP	Water District Development Sector Project

*CDS*

Digitally signed by Mapa  
Claire Dennis Sioson  
Date: 2022.04.21  
12:40:19 +08'00'



REPUBLIC OF THE PHILIPPINES  
PHILIPPINE STATISTICS AUTHORITY

Based on submissions as of 04 April 2022



## GOAL 7. ENSURE ACCESS TO AFFORDABLE, RELIABLE, SUSTAINABLE AND MODERN ENERGY FOR ALL

Goals/Targets/Indicators	Baseline	Latest	Target <sup>3/</sup>	Data Source Agency
<b>Target 7.1</b> By 2030, ensure universal access to affordable, reliable and modern energy services				
<b>7.1.1</b> Proportion of population with access to electricity <sup>1/</sup>	90.7 2016	94.5 2020	100.0 2030	REAMD, EPIMB, DOE
<b>7.1.2</b> Proportion of population with primary reliance on clean fuels and technology				
<b>Target 7.2</b> By 2030, increase substantially the share of renewable energy in the global energy mix				
<b>7.2.1</b> Renewable energy share in the total final energy consumption <sup>2/</sup>	36.1 2016	34.2 2020		EPPB, DOE
<b>Target 7.3</b> By 2030, double the global rate of improvement in energy efficiency				
<b>7.3.1</b> Energy intensity measured in terms of primary energy and GDP (TOE/MPhp)	3.4 2016	3.2 2020		EPPB, DOE

SDG Watch is produced by the Philippine Statistics Authority  
in the spirit of transparency and accountability, with the approval of PSA Board Resolution No. 09 Series of 2017.  
More information is available on the Philippine Statistics Authority website at <https://psa.gov.ph/sdg>


### NOTES:

- 1/ This refers to the proportion of households with access to electricity. From 2017 to present, the TFEM of DOE used the number of total potential households from the 2015 Census of Population, while for the previous years, these are based on the 2010 Census of Population and Housing.
- 2/ The data is obtained based on the method of computation at the national level generated from the Energy Balance Table of the EPPB.
- 3/ Based on the preliminary 2030 nationally determined numerical targets for the SDGs through the conducted consultation and validation workshops with both government and non-government stakeholders of NEDA, in partnership with PIDS.

### ACRONYMS:

DOE	Department of Energy
EPIMB	Electric Power Industry Management Bureau
EPPB	Energy Policy and Planning Bureau
GDP	Gross Domestic Product
M Php	Million (Philippine) Pesos
NEDA	National Economic and Development Authority
PIDS	Philippine Institute for Development Studies
REAMD	Rural Electrification Administration Management Division
TFEM	Task Force E-Power Mo
TOE	Tonne of Oil Equivalent

Digitally signed by Mapa  
Claire Dennis Sison  
Date: 2022.04.21  
12:40:03 +08'00'

<div> <div>8</div> <div>DECENT WORK AND ECONOMIC GROWTH</div> <div>  </div> </div> <div> <b>GOAL 8. PROMOTE SUSTAINED, INCLUSIVE AND SUSTAINABLE ECONOMIC GROWTH, FULL AND PRODUCTIVE EMPLOYMENT AND DECENT WORK FOR ALL</b> </div>				
Goals/Targets/Indicators	Baseline	Latest	Target <sup>3/</sup>	Data Source Agency
<b>target 8.1</b> Sustain per capita economic growth in accordance with national circumstances and, in particular, at least 7 per cent gross domestic product growth per annum in the least developed countries				
8.1.1 Annual growth rate of real GDP per capita	5.4 2016	4.2 <sup>p</sup> 2021	6.0 2030	PSNA, PSA
<b>target 8.2</b> Achieve higher levels of economic productivity through diversification, technological upgrading and innovation, including through a focus on high-value added and labour-intensive sectors				
8.2.1 Annual growth rate of real GDP per employed person	8.7 2017	-2.1 <sup>p</sup> 2021		PSNA, PSA
<b>target 8.5</b> By 2030, achieve full and productive employment and decent work for all women and men, including for young people and persons with disabilities, and equal pay for work of equal value				
8.5.2 Unemployment rate <sup>1/</sup>	5.4 2016	10.3 <sup>p</sup> 2020	5.0 2030	LFS, PSA
Female	5.2 2016	9.7 <sup>p</sup> 2020		LFS, PSA
Male	5.6 2016	10.6 <sup>p</sup> 2020		LFS, PSA
<b>target 8.6</b> By 2020, substantially reduce the proportion of youth not in employment, education or training				
8.6.1 Proportion of youth (aged 15-24 years) not in education, employment or training	18.4 2019	18.4 2020	10.0 2030	LFS, PSA
<b>target 8.8</b> Protect labour rights and promote safe and secure working environments for all workers, including migrant workers, in particular women migrants, and those in precarious employment				
<b>8.8.1 Frequency rates of fatal and non-fatal occupational injuries</b>				
8.8.1.1 Frequency rates of fatal occupational injuries	0.03 2015	0.04 2017	0.0 2030	ISLE, PSA
8.8.1.2 Frequency rates of non-fatal occupational injuries	1.9 2015	1.7 2017	0.0 2030	ISLE, PSA
8.8.1.3 Incidence rate of Occupational Injuries, Fatalities per 100,000 employed persons	9.0 2015	9.6 2017	0.0 2030	ISLE, PSA
8.8.1.4 Incidence rate of Occupational Injuries, Non-Fatalities per 100,000 employed persons	465.0 2015	417.0 2017	0.0 2030	ISLE, PSA
<b>target 8.9</b> By 2030, devise and implement policies to promote sustainable tourism that creates jobs and promotes local culture and products				
<b>8.9.1.p1 Tourism direct GVA as a proportion of total GDP and in growth rate</b>				
8.9.1.p1.1 Share of Tourism GVA to GDP	10.4 2016	5.4 2020		PTSA, PSA
8.9.1.p1.2 Growth rate of Tourism GVA	14.2 2016	-61.2 2020		PTSA, PSA
8.9.2.p1 Proportion of employed in tourism out of total employed	12.8 2016	11.9 2020		PTSA, PSA
<b>target 8.10</b> Strengthen the capacity of domestic financial institutions to encourage and expand access to banking, insurance and financial services for all				
<b>8.10.1 (a) Number of commercial bank branches per 100,000 adults and (b) number of automated teller machines (ATMs) per 100,000 adults</b>				
8.10.1.1 Number of commercial bank branches per 100,000 adults <sup>2/</sup>	15.5 2016	17.1 2020	21.3 2030	Banking Statistics, BSP & Population Projections, PSA
8.10.1.2 Number of automated teller machines (ATMs) per 100,000 adults	26.6 2016	30.0 2020	111.1 2030	Banking Statistics, BSP & Population Projections, PSA
8.10.2 Proportion of adults (15 years and older) with an account at a bank or other or other financial institution or with a mobile-money-service provider	34.5 2017	34.5 2017	53.3 2030	World Bank Findex
The SDG Watch is compiled by the Philippine Statistics Authority as the official repository of SDG indicators in the Philippines per PSA Board Resolution No. 09 Series of 2017. More statistical information on the Philippine SDGs can be accessed at <a href="http://psa.gov.ph/sdg">http://psa.gov.ph/sdg</a> .				

**NOTES:**

p Preliminary data

1/ The 2020 data for female and male in the March 2021 SDG Watch were interchanged.

2/ Number of bank branches (domestic banking offices only) cover universal and commercial; thrift; and rural and cooperative banks.

3/ Based on the preliminary 2030 nationally determined numerical targets for the SDGs through the conducted consultation and validation workshops with both government and non-government stakeholders of NEDA, in partnership with PIDS.

**ACRONYMS:**

BSP Bangko Sentral ng Pilipinas

GDP Gross Domestic Product

Based on submissions as of 04 April 2022



## GOAL 9. BUILD RESILIENT INFRASTRUCTURE, PROMOTE INCLUSIVE AND SUSTAINABLE INDUSTRIALIZATION AND FOSTER INNOVATION

Goals/Targets/Indicators	Baseline	Latest	Target <sup>9/</sup>	Data Source Agency
<b>Target 9.1</b> Develop quality, reliable, sustainable and resilient infrastructure, including regional and transborder infrastructure, to support economic development and human well-being, with a focus on affordable and equitable access for all				
<b>9.1.2</b> Passenger and freight volumes, by mode of transport				
9.1.2.1 Passenger volume, Maritime Sector (in million) <sup>1/</sup>	89.1 2016	31.2 2020		Annual Report, PPA, CPA
9.1.2.2 Container volume, Maritime Sector (in million twenty foot equivalent unit) <sup>2/</sup>	7.4 2016	7.6 2020		Annual Report, PPA
9.1.2.3 Cargo volume, Maritime Sector (in million metric ton) <sup>3/</sup>	281.8 2016	283.1 2020		Annual Report, PPA, CPA
9.1.2.4 Passenger volume, Aviation Sector (in million) <sup>4/</sup>	71.7 2016	21.8 <sup>r</sup> 2020		Annual Report, CAAP, MIAA, MCIAA, CIAC
9.1.2.5 Cargo volume, Aviation Sector (in million metric ton) <sup>5/</sup>	1.0 2016	0.8 2020		Annual Report, CAAP, MIAA, MCIAA, CIAC
9.1.2.6 Passenger volume, Rail Sector (in million) <sup>6/</sup>	370.8 <sup>r</sup> 2016	104.0 2021		Annual Report, LRM, LRTA, PNR, MRT3
<b>Target 9.2</b> Promote inclusive and sustainable industrialization and, by 2030, significantly raise industry's share of employment and gross domestic product, in line with national circumstances, and double its share in least developed countries				
<b>9.2.1</b> Manufacturing value added as a proportion of GDP and per capita <sup>7/</sup>				
9.2.1.1 Manufacturing value added as a proportion of GDP	19.6 2016	17.7 <sup>p</sup> 2021		PSNA, PSA
9.2.1.2 Manufacturing value added per Capita	641.0 2016	683.3 <sup>p</sup> 2021		PSNA, PSA
<b>9.2.2</b> Manufacturing employment as a proportion of total employment	8.3 2016	8.1 <sup>p</sup> 2020		LFS, PSA
<b>Target 9.5</b> Enhance scientific research, upgrade the technological capabilities of industrial sectors in all countries, in particular developing countries, including, by 2030, encouraging innovation and substantially increasing the number of research and development workers per 1 million people and public and private research and development spending				
<b>9.5.1</b> Research and development expenditure as a proportion of GDP	0.2 2015	0.1 2019	1.0 2030	National Accounts, PSA Survey on Research and Development Expenditures and Human Resources, DOST
<b>Target 9.a</b> Facilitate sustainable and resilient infrastructure development in developing countries through enhanced financial, technological and technical support to African countries, least developed countries, landlocked developing countries and small island developing States				
<b>9.a.1</b> Total official international support (official development assistance plus other official flows) to infrastructure (in million USD) <sup>8/</sup>	7,385.5 2016	14,554.2 <sup>r</sup> 2020		ODA Portfolio, NEDA

The SDG Watch is compiled by the Philippine Statistics Authority  
 as the official repository of SDG indicators in the Philippines per PSA Board Resolution No. 09 Series of 2017.  
 For more information on the Philippine SDG Watch, please visit <http://psa.gov.ph/sdg>.

### NOTES:

- p Preliminary data  
 r Revised data  
 1/ The 2000 to 2015 data came from PPA only then starting 2016, it already included data from CPA.  
 2/ Data on maritime container volume includes domestic (inward and outward), foreign (import and export) and transshipment (import and export). Container volume from 2000 to 2015 data came from PPA only then starting 2016, it already included data from CPA. The data refers in million twenty foot equivalent unit and not in million metric ton.  
 3/ Data on maritime cargo volume includes domestic (inward and outward) and foreign (import and export). Cargo volume from 2000 to 2015 data came from PPA only then starting 2016, it already included data from CPA.  
 4/ Data on aviation passenger volume includes domestic and international passenger traffic. The 2001 to 2011 data came from CAAP, CIAC, and MCIAA only then starting 2012, it already included data from MIAA. Revision was based on the updated submission of DOT's attached agencies in February 2022.  
 5/ Data on aviation cargo volume includes domestic (inward and outward), foreign (import and export) and others. The 2001 to 2011 data came from CAAP, CIAC, and MCIAA only then starting 2012, it already included data from MIAA.  
 6/ Data on rail passenger volume includes data from LRT 1, LRT 2, MRT 3 and PNR. Revision was based on the updated submission of DOT's attached agencies in February 2022.  
 7/ Revision was based on the overall revision and rebasing of PSNA from base year 2000 to 2018.  
 8/ The data refers to the sum of the net commitment of active ODA loans (total loan amount in the loan agreement less all cancellations as of the reporting period) and grant amount of active ODA grants as of the reporting period that are tagged under the infrastructure sector. Moreover, ODA refers to assistance covered by RA 8182, loans by GOCCs/GFIs with sovereign guarantee from the Republic of the Philippines, and standalone grants reported by the development partners. Non-USD denominated loans and grants were converted using the last quarter BSP average exchange rate of the reporting year. Revision was based on the submission of NEDA as of February 2022.  
 9/ Based on the preliminary 2030 nationally determined numerical targets for the SDGs through the conducted consultation and validation workshops with both government and non-government stakeholders of the NEDA, in partnership with the PIDS.

### ACRONYMS:

- BSP Bangko Sentral ng Pilipinas  
 CAAP Civil Aviation Authority of the Philippines



## GOAL 10. REDUCE INEQUALITY WITHIN AND AMONG COUNTRIES

Goals/Targets/Indicators	Baseline	Latest	Target <sup>8/</sup>	Data Source Agency
<b>Target 10.1</b> By 2030, progressively achieve and sustain income growth of the bottom 40 per cent of the population at a rate higher than the national average				
<b>10.1.1</b> Growth rates of household income per capita among the bottom 40 per cent of the population and the total population <sup>1/</sup>				FIES, PSA
Among the bottom 40 percent of the population	7.4 2015	9.3 2018	Growth rate of income of bottom 40% > Growth rate of total population 2030	FIES, PSA
Among the total population	5.0 2015	6.5 2018	Growth rate of income of bottom 40% > Growth rate of total population 2030	FIES, PSA
<b>Target 10.2</b> By 2030, empower and promote the social, economic and political inclusion of all, irrespective of age, sex, disability, race, ethnicity, origin, religion or economic or other status				
<b>10.2.1</b> Proportion of people living below 50 per cent of median income, by age <sup>1/</sup>	17.6 2015	16.2 2018	10.5 2030	FIES, PSA
<b>Target 10.4</b> Adopt policies, especially fiscal, wage and social protection policies, and progressively achieve greater equality				
<b>10.4.1</b> Labour share of GDP, comprising wages and social protection transfers <sup>2/</sup>	35.7 2016	34.9 2020	Increasing 2030	Consolidated Accounts and Income and Outlay Accounts and National Accounts of the Philippines, PSA
<b>Target 10.5</b> Improve the regulation and monitoring of global financial markets and institutions and strengthen the implementation of such regulations				
<b>10.5.1 Financial Soundness Indicators</b>				
<b>10.5.1.1 Capital Adequacy</b>				
Regulatory capital to risk-weighted assets (consolidated) <sup>3/ 4/</sup>	16.1 2016	17.1 2020		Report on Philippine Financial System, BSP
Common Equity Tier 1 (CET1) ratio (consolidated) <sup>4/</sup>	14.2 2016	15.9 2020		Report on Philippine Financial System, BSP
Leverage ratio	9.8 2019	9.8 2019		Report on Philippine Financial System, BSP
<b>10.5.1.2 Asset Quality</b>				
NPL coverage ratio (Allowance for Credit Losses to NPL)	119.9 2016	93.0 2020		Banking Statistics - Asset Quality Indicators - Philippine Banking System, BSP
NPA Coverage Ratio	80.5 2016	78.5 2020		Banking Statistics - Asset Quality Indicators - Philippine Banking System, BSP
<b>10.5.1.3 Profitability</b>				
Return on Assets	1.2 2016	0.8 2020		Banking Statistics - Asset Quality Indicators - Philippine Banking System, BSP
Return on Equity	10.5 2016	6.5 2020		Banking Statistics - Asset Quality Indicators - Philippine Banking System, BSP
<b>10.5.1.4 Liquidity</b>				
Net stable funding ratio (consolidated)	130.0 2019	143.1 2020		Report on Philippine Financial System, BSP
Liquidity Coverage Ratio	150.7 2018	168.2 2019		Report on Philippine Financial System, BSP
<b>Target 10.6</b> Ensure enhanced representation and voice for developing countries in decision-making in global international economic and financial institutions in order to deliver more effective, credible, accountable and legitimate institutions				
<b>10.6.1</b> Proportion of members and voting rights of developing countries in international organizations * (Indicator is also found in SDG 16.8.1)				
<b>10.6.1.a</b> Proportion of membership of developing countries in international organizations (Indicator is also found in SDG 16.8.1)				
United Nations General Assembly	1 2016	1 2021	1 2030	UNIO, DFA

	United Nations Security Council	0 2016	0 2021	1 2030	UNIO, DFA
	United Nations Economic and Social Council <sup>5/</sup>	0 2016	0 2021	1 2030	UNIO, DFA
	International Monetary Fund	1 2016	1 2021	1 2030	UNIO, DFA
	International Bank for Reconstruction and Development	1 2016	1 2021	1 2030	UNIO, DFA
	International Finance Corporation	1 2016	1 2021	1 2030	UNIO, DFA
	Asian Development Bank	1 2016	1 2021	1 2030	UNIO, DFA
	World Trade Organization	1 2016	1 2021	1 2030	UNIO, DFA
10.6.1.b	Proportion of voting rights of developing countries in international organizations (Indicator is also found in SDG 16.8.1)				
	United Nations General Assembly	1 2016	1 2021	1 2030	UNIO, DFA
	United Nations Security Council	0 2016	0 2021	1 2030	UNIO, DFA
	United Nations Economic and Social Council <sup>5/</sup>	0 2016	0 2021	1 2030	UNIO, DFA
	International Monetary Fund	1 2016	1 2021	1 2030	UNIO, DFA
	International Bank for Reconstruction and Development	1 2016	1 2021	1 2030	UNIO, DFA
	International Finance Corporation	1 2016	1 2021	1 2030	UNIO, DFA
	Asian Development Bank	1 2016	1 2021	1 2030	UNIO, DFA
	World Trade Organization	1 2016	1 2021	1 2030	UNIO, DFA
target 10.a	Implement the principle of special and differential treatment for developing countries, in particular least developed countries, in accordance with World Trade Organization agreements				
10.a.1	Proportion of tariff lines applied to imports from least developed countries and developing countries with zero-tariff				
10.a.1.1	Proportion of tariff lines applied to imports from Cambodia under the ASEAN Trade in Goods Agreement (ATIGA) with zero Tariff Lines	98.8 2016	98.9 2020		AHTN, Tariff Commission
10.a.1.2	Proportion of tariff lines applied to imports from Lao PDR under the ASEAN Trade in Goods Agreement (ATIGA) with zero Tariff Lines	98.6 2016	98.9 2020		AHTN, Tariff Commission
10.a.1.3	Proportion of tariff lines applied to imports from Myanmar under the ASEAN Trade in Goods Agreement (ATIGA) with zero Tariff Lines	98.7 2016	98.9 2020		AHTN, Tariff Commission
10.a.1.4	Proportion of tariff lines applied to imports from Malaysia under the ASEAN Trade in Goods Agreement (ATIGA) with zero Tariff Lines	98.6 2016	98.9 2020		AHTN, Tariff Commission
10.a.1.5	Proportion of tariff lines applied to imports from Indonesia under the ASEAN Trade in Goods Agreement (ATIGA) with zero Tariff Lines	98.8 2016	98.8 2020		AHTN, Tariff Commission
10.a.1.6	Proportion of tariff lines applied to imports from Vietnam under the ASEAN Trade in Goods Agreement (ATIGA) with zero Tariff Lines	98.6 2016	98.8 2020		AHTN, Tariff Commission
10.a.1.7	Proportion of tariff lines applied to imports from China under the ASEAN-China Free Trade Area (ACFTA) with zero Tariff Lines	86.8 2016	82.2 2020		AHTN, Tariff Commission
10.a.1.8	Proportion of tariff lines applied to imports from India under the ASEAN-India Free Trade Area (AIFTA) with zero Tariff Lines	3.5 2016	70.2 2020		AHTN, Tariff Commission
target 10.b	Encourage official development assistance and financial flows, including foreign direct investment, to States where the need is greatest, in particular least developed countries, African countries, small island developing States and landlocked developing countries, in accordance with their national plans and programmes				
10.b.1	Total resource flows for development, by recipient and donor countries and type of flow (e.g. official development assistance, foreign direct investment and other flows)				
	Total actual disbursements from ODA and other flows during the reference year, in million USD <sup>6/</sup>	1,251.7 2016	14,573.1 2020		ODA Portfolio Review, NEDA
	Actual disbursements from ODA loans and grants during the reference year, in million USD <sup>6/</sup>	1,251.7 2016	14,573.1 2020		ODA Portfolio Review, NEDA
	Foreign direct investment (FDI), in million USD <sup>7/</sup>	8,280.0 2016	6,822.1 2020		Balance of Payments (BOP) statistics, BSP
<p>The <b>SDG Watch</b> is compiled by the <b>Philippine Statistics Authority</b> as the official repository of SDG indicators in the Philippines per <b>PSA Board Resolution No. 09 Series of 2017</b>. More statistical information on the Philippine SDGs can be accessed at <a href="http://psa.gov.ph/sdg">http://psa.gov.ph/sdg</a>.</p>					

**NOTES:**

- \* 1 If the country satisfies the requirement of the indicator, 0 otherwise
- r Revised data
- 1/ The data is a special computation made by the PSA Technical Staff using FIES.
- 2/ The PSA revised and rebased to 2018 the Philippine System of National Accounts (PSNA) in 2020. Also, in 2021, the PSA successfully revised the Consolidated Accounts and Income and Outlay Accounts (CAIO) with the three year series, 2018 to 2020. The longer series (CAIO) will be completed in June 2022 which will include years prior to 2018 down to 2000. Given this, there is a break in the series between 2017 and 2018.
- 3/ The 2020 data refers to the ratio of qualifying capital to total risk-weighted assets. Capital Adequacy Ratio data are for Universal and Commercial Banks and subsidiary banks and quasi-banks; excludes Stand-Alone Thrift, Rural and Cooperative Banks
- 4/ Data as of end of September 2016 and 2020, respectively.
- 5/ According to the 2020 report by United Nations Economic and Social Council (UNECOSOC), the term of the Philippines ended on 31 December 2020. The 2021 report of the UNECOSOC is not yet available and need to be revised following the release of the report.
- 6/ Actual disbursements refer to the cumulative actual loan and grant proceed expenditures or draw-downs as registered by the fund source as of the reporting period. This may not yet entail actual payment by the agency to providers of goods and services. The data were sourced from the development partners and/or the Bureau of Treasury.
- 7/ The BSP adopted the Balance of Payments, 6th edition (BPM6) compilation framework effective 22 March 2013 with the release of the full -year 2012 and revised 2011 BOP statistics.
- 8/ Based on the preliminary 2030 nationally determined numerical targets for the SDGs through the conducted consultation and validation workshops with both government and non-government stakeholders of the NEDA, in partnership with the PIDS.

**ACRONYMS:**

ADB	Asian Development Bank
ANTN	ASEAN Harmonized Tariff Nomenclature
ASEAN	Association of Southeast Asian Nations
BPM	Balance of Payments Manual
BSP	Bangko Sentral ng Pilipinas
CPH	Census of Population and Housing
DFA	Department of Foreign Affairs
FIES	Family Income and Expenditure Survey
GDP	Gross Domestic Product
IBRD	International Bank for Reconstruction and Development Management
IFC	International Finance Corporation
IMF	International Monetary Fund
NEDA	National Economic and Development Authority
NPA	Non-performing Asset
NPL	Non-performing Loan
ODA	Official Development Assistance
PDR	People's Democratic Republic
PIDS	Philippine Institute for Development Studies
PSA	Philippine Statistics Authority
UNIO	United Nations Other International Organizations
UNSD	United Nations Statistics Division
WTO	World Trade Organization



Digitally signed by Mapa  
Claire Dennis Sioson  
Date: 2022.04.21  
12:39:11 +08'00'



REPUBLIC OF THE PHILIPPINES  
PHILIPPINE STATISTICS AUTHORITY

Based on submissions as of 04 April 2022



## GOAL 11. MAKE CITIES AND HUMAN SETTLEMENTS INCLUSIVE, SAFE, RESILIENT AND SUSTAINABLE

Goals/Targets/Indicators		Baseline	Latest	Target <sup>3/</sup>	Data Source Agency
Target 11.1 By 2030, ensure access for all to adequate, safe and affordable housing and basic community and urban services					
11.1.1p1	Proportion of urban population who are informal settlers <sup>1/</sup>	3.2 2015	3.2 2015	<1 2030	Census of Population, PSA
Target 11.5 By 2030, significantly reduce the number of deaths and the number of people affected and substantially decrease the direct economic losses relative to global gross domestic product caused by disasters, including water-related disasters, with a focus on protecting the poor and people of vulnerable situations					
11.5.1	Number of deaths, missing persons and directly affected persons attributed to disasters per 100,000 population <sup>2/</sup>  Indicator is also found in SDG 1.5.1 and 13.1.1.				
11.5.1.1	Number of deaths attributed to disasters per 100,000 population	0.34 <sup>r</sup> 2016	0.89 <sup>p</sup> 2021	0.0 2030	NDRRMC, OCD
11.5.1.2	Number of missing persons attributed to disasters per 100,000 population	0.05 <sup>r</sup> 2016	0.12 <sup>p</sup> 2021	0.0 2030	
11.5.1.3	Number of directly affected persons attributed to disasters per 100,000 population	13,779.4 <sup>r</sup> 2016	18,456.8 <sup>p</sup> 2021	decreasing 2030	
Target 11.6 By 2030, reduce the adverse per capita environmental impact of cities, including by paying special attention to air quality and municipal and other waste management					
11.6.2p1	Percentage of highly urbanized and other major urban centers within ambient air quality guidelines value increased	47.0 2015	39.0 2019	100.0 2030	AQMS Database, EMB-DENR
Target 11.b By 2030, substantially increase the number of cities and human settlements adopting and implementing integrated policies and plans towards inclusive, resource efficiency, mitigation and adaptation to climate change, resilience to disasters, and disaster risk management, in line with the Sendai Framework for Disaster Risk Reduction 2015-2030, holistic disaster risk management at all levels					
11.b.1	Number of countries that adopt and implement national disaster risk reduction strategies in line with the Sendai Framework for Disaster Risk Reduction 2015-2030 <sup>*</sup>  Indicator is also found in SDG 1.5.3 and 13.1.2.	1.0 2016	1.0 2022	1.0 2030	Sendai Framework for Disaster Risk Reduction official reports/documents, NDRRMC
11.b.2	Proportion of local governments that adopt and implement local disaster risk reduction strategies in line with national disaster risk reduction strategies  Indicator is also found in SDG 1.5.4 and 13.1.3				
	National Capital Region (NCR)	52.9 2016	100.0 2021	100.0 2030	NDRRMC, OCD
	Cordillera Administrative Region (CAR)	94.0 2016	61.5 2021	100.0 2030	NDRRMC, OCD
	Region I	44.8 2016	76.7 2021	100.0 2030	NDRRMC, OCD
	Region II	100.0 2016	55.1 2021	100.0 2030	NDRRMC, OCD
	Region III	59.0 2016	100.0 2021	100.0 2030	NDRRMC, OCD
	Region IV-A	99.8 2016	74.8 2021	100.0 2030	NDRRMC, OCD
	MIMAROPA	82.0 2016	100.0 2021	100.0 2030	NDRRMC, OCD
	Region V	91.0 2016	56.7 2021	100.0 2030	NDRRMC, OCD
	Region VI	25.1 2016	100.0 2021	100.0 2030	NDRRMC, OCD
	Region VII	100.0 2016	100.0 2021	100.0 2030	NDRRMC, OCD
	Region VIII	100.0 2016	83.9 2021	100.0 2030	NDRRMC, OCD
	Region IX	100.0 2016	96.0 2021	100.0 2030	NDRRMC, OCD
	Region X	100.0 2016	96.9 2021	100.0 2030	NDRRMC, OCD
	Region XI	100.0 2016	100.0 2021	100.0 2030	NDRRMC, OCD
	Region XII	100.0 2016	100.0 2021	100.0 2030	NDRRMC, OCD
	Caraga	74.4 2016	93.6 2021	100.0 2030	NDRRMC, OCD
	BARMM	12.5 2016	13.0 2021	100.0 2030	NDRRMC, OCD

#### NOTES:



- \* 1 if the country satisfies the requirement of the indicator, 0 otherwise
- r Revised data
- p Preliminary data
- 1/ Special computation made by the PSA Technical Staff using the 2015 Census of Population.
- 2/ Data includes natural and human-induced disaster.
- 3/ Based on the preliminary 2030 nationally determined numerical targets for the SDGs through the conducted consultation and validation workshops with both government and non-government stakeholders of NEDA, in partnership with PIDS.

#### ACRONYMS:

AQMS	Air Quality Management Section
DENR	Department of Environment and Natural Resources
EMB	Environmental Management Bureau
LDRRM	Local Disaster Risk Reduction and Management
NDRRMC	National Disaster Risk Reduction and Management Council
NEDA	National Economic and Development Authority
OCD	Office of Civil Defense
PIDS	Philippine Institute for Development Studies
PSA	Philippine Statistics Authority

*COF*

Digitally signed by Mapa  
Claire Dennis Sioson  
Date: 2022.04.21  
12:38:58 +08'00'

<div>  <div> REPUBLIC OF THE PHILIPPINES  <b>PHILIPPINE STATISTICS AUTHORITY</b> </div> <div>  </div> </div>				
Based on submissions as of 04 April 2022				
<div>  <b>GOAL 12. ENSURE SUSTAINABLE CONSUMPTION AND PRODUCTION PATTERNS</b> </div>				
Goals/Targets/Indicators	Baseline	Latest	Target <sup>3/</sup>	Data Source Agency
<b>target 12.4</b> By 2020, achieve the environmentally sound management of chemicals and all wastes throughout their life cycle, in accordance with agreed international frameworks, and significantly reduce their release to air, water and soil in order to minimize their adverse impacts on human health and the environment.				
<b>12.4.2</b> Hazardous waste generated per capita and proportion of hazardous waste treated (industries) <sup>1/ 2/</sup>				
12.4.2.1 Hazardous waste generated by industries per capita	0.01 2016	0.04 2017		Administrative data, DENR-EMB Population Projections, PSA
12.4.2.2 Proportion of hazardous waste treated by industries	40.6 2016	29.0 2017		Administrative data, DENR-EMB
The <b>SDG Watch</b> is compiled by the <b>Philippine Statistics Authority</b> as the official repository of SDG indicators in the Philippines per <b>PSA Board Resolution No. 09 Series of 2017</b> . More statistical information on the Philippine SDGs can be accessed at <a href="http://psa.gov.ph/sdg/">http://psa.gov.ph/sdg/</a> .				

#### NOTES:

- 1/ Special computation made by the PSA Technical Staff using the Administrative data from DENR-EMB and the Population projections from the PSA
- 2/ Limited to hazardous waste generated by industries
- 3/ Based on the preliminary 2030 nationally determined numerical targets for the SDGs through the conducted consultation and validation workshops with both government and non-government stakeholders of NEDA, in partnership with PIDS.

#### ACRONYMS:

EMB	Environmental Management Bureau
DENR	Department of Environment and Natural Resources
NEDA	National Economic and Development Authority
PIDS	Philippine Institute for Development Studies

*COF*

Digitally signed by Mapa  
Claire Dennis Sioson  
Date: 2022.04.21  
12:38:46 +08'00'



## GOAL 13. TAKE URGENT ACTION TO COMBAT CLIMATE CHANGE AND ITS IMPACTS

Goals/Targets/Indicators	Baseline	Latest	Target <sup>3/</sup>	Data Source Agency
<b>Target 13.1</b> Strengthen resilience and adaptive capacity to climate-related hazards and natural disasters in all countries				
<b>13.1.1</b> Number of deaths, missing persons and directly affected persons attributed to disasters per 100,000 population <sup>1/</sup> Indicator is also found in SDG 1.5.1 and 11.5.1				
13.1.1.1 Number of deaths attributed to disasters per 100,000 population	0.34 <sup>1</sup> 2016	0.89 <sup>2</sup> 2021	0.0 2030	NDRRMC, OCD
13.1.1.2 Number of missing persons attributed to disasters per 100,000 population	0.05 <sup>1</sup> 2016	0.12 <sup>2</sup> 2021	0.0 2030	
13.1.1.3 Number of directly affected persons attributed to disasters per 100,000 population	13,779.4 <sup>1</sup> 2016	18,456.8 <sup>2</sup> 2021	decreasing 2030	
<b>13.1.2</b> Number of countries that adopt and implement national disaster risk reduction strategies in line with the Sendai Framework for Disaster Risk Reduction 2015-2030 <sup>2</sup> Indicator is also found in SDG 1.5.3 and 11.b.1	1.0 2016	1.0 2022	1.0 2030	Sendai Framework for Disaster Risk Reduction official reports/documents, NDRRMC
<b>13.1.3</b> Proportion of local governments that adopt and implement local disaster risk reduction strategies in line with national disaster risk reduction strategies Indicator is also found in SDG 1.5.4 and 11.b.2				
National Capital Region (NCR)	52.9 2016	100.0 2021	100.0 2030	NDRRMC, OCD
Cordillera Administrative Region (CAR)	94.0 2016	61.5 2021	100.0 2030	
Region I	44.8 2016	76.7 2021	100.0 2030	
Region II	100.0 2016	55.1 2021	100.0 2030	
Region III	59.0 2016	100.0 2021	100.0 2030	
Region IV-A	99.8 2016	74.8 2021	100.0 2030	
MIMAROPA	82.0 2016	100.0 2021	100.0 2030	
Region V	91.0 2016	56.7 2021	100.0 2030	
Region VI	25.1 2016	100.0 2021	100.0 2030	
Region VII	100.0 2016	100.0 2021	100.0 2030	
Region VIII	100.0 2016	83.9 2021	100.0 2030	
Region IX	100.0 2016	96.0 2021	100.0 2030	
Region X	100.0 2016	96.9 2021	100.0 2030	
Region XI	100.0 2016	100.0 2021	100.0 2030	
Region XII	100.0 2016	100.0 2021	100.0 2030	
Caraga	74.4 2016	93.6 2021	100.0 2030	
BARMM	12.5 2016	13.0 2021	100.0 2030	

Goals/Targets/Indicators	Baseline	Latest	Target <sup>3/</sup>	Data Source Agency
<b>target 13.2</b> Integrate climate change measures into national policies, strategies and planning				
<b>13.2.1</b> Number of countries that have communicated the establishment or operationalization of an integrated policy/strategy/plan which increases their ability to adapt to the adverse impacts of climate change, and foster climate resilience and low greenhouse gas emissions development in a manner that does not threaten food production (including a national adaptation plan, nationally determined contribution, national communication, biennial update report or other) <sup>1/</sup> *	<b>1.0</b> 2016	<b>1.0</b> 2020	<b>1.0</b> 2030	CCC; DENR-EMB and FMB and other related agencies
The SDG Watch is compiled by the Philippine Statistics Authority as the official repository of SDG indicators in the Philippines per PSA Board Resolution No. 09 Series of 2017. More statistical information on the Philippine SDGs can be accessed at <a href="http://psa.gov.ph/sdg">http://psa.gov.ph/sdg</a>				

#### NOTES:




- \* 1 if the country satisfies the requirement of the indicator, 0 otherwise  
r Revised data  
p Preliminary data  
1/ Data includes natural and human-induced disaster.  
2/ Executive Order 174 - Philippine Greenhouse Gas Inventory Management and Reporting System  
3/ Based on the preliminary 2030 nationally determined numerical targets for the SDGs through the conducted consultation and validation workshops with both government and non-government stakeholders of NEDA, in partnership with PIDS.

#### ACRONYMS:

CCC	Climate Change Commission
DENR	Department of Environment and Natural Resources
EMB	Environmental Management Bureau
FMB	Forest Management Bureau
LDRRM	Local Disaster Risk Reduction and Management
NDRRMC	National Disaster Risk Reduction and Management Council
NEDA	National Economic and Development Authority
OCD	Office of Civil Defense
PIDS	Philippine Institute for Development Studies

*CDS*

Digitally signed by Mapa  
Claire Dennis Sioson  
Date: 2022.04.21  
12:38:33 +08'00'

 REPUBLIC OF THE PHILIPPINES <b>PHILIPPINE STATISTICS AUTHORITY</b> 				
Based on submissions as of 04 April 2022				
<b>14</b> LIFE BELOW WATER  <b>GOAL 14: CONSERVE AND SUSTAINABLE USE THE OCEANS, SEAS AND MARINE RESOURCES FOR SUSTAINABLE DEVELOPMENT</b>				
Goals/Targets/Indicators	Baseline	Latest	Target <sup>2/</sup>	Data Source Agency
<b>target 14.5</b> By 2030, conserve at least 10 per cent of coastal and marine areas, consistent with national and international law and based on the best available scientific information				
<b>14.5.1</b> Coverage of protected areas in relation to marine areas				
14.5.1.1 Coverage of protected areas in relation to marine areas, (total, in million hectares)	<b>1.41</b> 2016	<b>3.14</b> 2020		BMB, DENR
14.5.1.2 Coverage of protected areas in relation to marine areas, NIPAS and Locally managed MPAs <sup>1/</sup>	<b>0.65</b> 2016	<b>1.42</b> 2020	<b>0.70</b> 2030	BMB, DENR
The SDG Watch is compiled by the Philippine Statistics Authority as the official repository of SDG indicators in the Philippines per PSA Board Resolution No. 09 Series of 2017. More statistical information on the Philippine SDGs can be accessed at <a href="http://psa.gov.ph/sdg">http://psa.gov.ph/sdg</a>				

#### NOTES:

- 1/ Proportion of NIPAS and locally managed MPAs to the total covered areas in relation to total Philippine waters.  
2/ Based on the preliminary 2030 nationally determined numerical targets for the SDGs through the conducted consultation and validation workshops with both government and non-government stakeholders of NEDA, in partnership with PIDS.

#### ACRONYMS:

BMB	Biodiversity Management Bureau
DENR	Department of Environment and Natural Resources
NEDA	National Economic and Development Authority
NIPAS	National Integrated Protected Areas System
MPA	Marine Protected Areas
PIDS	Philippine Institute for Development Studies

*CDS*

Digitally signed by Mapa  
Claire Dennis Sioson  
Date: 2022.04.21  
12:38:22 +08'00'



## GOAL 15. PROTECT, RESTORE AND PROMOTE SUSTAINABLE USE OF TERRESTRIAL ECOSYSTEMS, SUSTAINABLY MANAGE FORESTS, COMBAT DESERTIFICATION, AND HALT AND REVERSE LAND DEGRADATION AND HALT BIODIVERSITY LOSS

Goals/Targets/Indicators	Baseline	Latest	Target <sup>6/</sup>	Data Source Agency
<b>target 15.1</b> By 2020, ensure the conservation, restoration and sustainable use of terrestrial and inland freshwater ecosystems and their services, in particular forests, wetlands, mountains and drylands, in line with obligations under international agreements				
<b>15.1.1</b> Forest area as a proportion of total land area <sup>1/</sup>	23.4 2015	23.4 2015	28.5 2030	Forest Resources Assessment, NAMRIA, FMB
<b>15.1.2</b> Proportion of important sites for terrestrial and freshwater biodiversity that are covered by protected areas <sup>2/</sup>				
15.1.2.1 Proportion of important sites with poor ecosystem for terrestrial and freshwater biodiversity that are covered by protected areas	0.0033 2019	0.0000 2021		Terrestrial and freshwater biodiversity, BMB
15.1.2.2 Proportion of important sites with fair ecosystem for terrestrial and freshwater biodiversity that are covered by protected areas	0.1932 2019	0.0445 2021		Terrestrial and freshwater biodiversity, BMB
15.1.2.3 Proportion of important sites with good ecosystem for terrestrial and freshwater biodiversity that are covered by protected areas	0.5445 2019	0.7553 2021		Terrestrial and freshwater biodiversity, BMB
15.1.2.4 Proportion of important sites with excellent ecosystem for terrestrial and freshwater biodiversity that are covered by protected areas	0.2591 2019	0.2001 2021		Terrestrial and freshwater biodiversity, BMB
<b>target 15.2</b> By 2020, promote the implementation of sustainable management of all types of forests, halt deforestation, restore degraded forests and substantially increase afforestation and reforestation globally				
<b>15.2.1</b> Progress towards sustainable forest management				Administrative data, DENR
<b>target 15.3</b> By 2030, combat desertification, restore degraded land and soil, including land affected by desertification, drought and floods, and strive to achieve a land degradation-neutral world				
<b>15.3.1p1</b> Forest Cover Change (from close to open forest), in hectares	330,689.0 2015	330,689.0 2015		Administrative data, DENR
<b>target 15.5</b> Take urgent and significant action to reduce the degradation of natural habitats, halt the loss of biodiversity and, by 2020, protect and prevent the extinction of threatened species				
<b>15.5.1</b> Red List Index	0.48 <sup>3/</sup> 2016	0.59 <sup>4/</sup> 2019		DAO, BMB
<b>target 15.6</b> Promote fair and equitable sharing of the benefits arising from the utilization of genetic resources and promote appropriate access to such resources, as internationally agreed				
<b>15.6.1</b> Number of countries that have adopted legislative, administrative and policy frameworks to ensure fair and equitable sharing of benefits				
<b>target 15.7</b> Take urgent action to end poaching and trafficking of protected species of flora and fauna and address both demand and supply of illegal wildlife products				
<b>15.7.1</b> Proportion of traded wildlife that was poached or illicitly trafficked  Indicator is also found in SDG 15.c.1				
<b>target 15.9</b> By 2020, integrate ecosystem and biodiversity values into national and local planning, development processes, poverty reduction strategies and accounts				
<b>15.9.1</b> Progress towards national targets established in accordance with Aichi Biodiversity Target 2 of the Strategic Plan for Biodiversity 2011-2020				
<b>target 15.a</b> Mobilize and significantly increase financial resources from all sources to conserve and sustainably use biodiversity and ecosystems				
<b>15.a.1</b> Official development assistance and public expenditure on conservation and sustainable use of biodiversity and ecosystems (in million USD) <sup>5/</sup>  Indicator is also found in SDG 15.b.1	2,071.9 2016	2,290.3 <sup>†</sup> 2020		ODA Portfolio Review, NEDA
<b>target 15.b</b> Mobilize significant resources from all sources and at all levels to finance sustainable forest management and provide adequate incentives to developing countries to advance such management, including for conservation and reforestation				
<b>15.b.1</b> Official development assistance and public expenditure on conservation and sustainable use of biodiversity and ecosystems (in million USD) <sup>5/</sup>  Indicator is also found in SDG 15.a.1	2,071.9 2016	2,290.3 <sup>†</sup> 2020		ODA Portfolio Review, NEDA
<b>target 15.c</b> Enhance global support for efforts to combat poaching and trafficking of protected species, including by increasing the capacity of local communities to pursue sustainable livelihood opportunities				
<b>15.c.1</b> Proportion of traded wildlife that was poached or illicitly trafficked  Indicator is also found in SDG 15.7.1				

The SDG Watch is compiled by the Philippine Statistics Authority as the official repository of SDG indicators in the Philippines per PSA Board Resolution No. 09 Series of 2017. More statistical information on the Philippine SDGs can be accessed at <http://psa.gov.ph/sdg>.

**NOTES:**

- r Revised data
- 1/ Limited only to forest land.
- 2/ The estimates refer to the area of terrestrial protected areas including inland wetlands and caves under NIPAS effectively managed (in ha).
- 3/ This is based on DAO 2004-15, "Establishing the List of Terrestrial Threatened Species and their categories, and the List of other Wildlife Species", and DAO 2007-01, "Establishing the National List of Threatened Philippine Plants and their categories, and the List of other Wildlife Species".
- 4/ This is based on DAO 2017-11, "National List of Threatened Philippine Plants", and DAO 2019-09, "Updated National List of Threatened Philippine Fauna and Their Categories".
- 5/ The data for 2020 has been updated based on the CY 2020 ODA Review Report. Further, the data refers to the sum to the net commitment of active ODA loans (total loan amount in the loan agreement less all cancellations as of the reporting period) and grant amount of active ODA as of the reporting period that are tagged under the Agriculture, Agrarian Reform and Natural Resources sector.
- 6/ Based on the preliminary 2030 nationally determined numerical targets for the SDGs through the conducted consultation and validation workshops with both government and non-government stakeholders of NEDA, in partnership with PIDS.

**ACRONYMS:**

<b>BMB</b>	Biodiversity Management Bureau
<b>BSP</b>	Banko Sentral ng Pilipinas
<b>DAO</b>	DENR Administrative Order
<b>DENR</b>	Department of Environment and Natural Resources
<b>FMB</b>	Forest Management Bureau
<b>GFI</b>	Government Financial Institutions
<b>GOCC</b>	Government-Owned and Controlled Corporations
<b>NAMRIA</b>	National Mapping and Resource Information Authority
<b>NEDA</b>	National Economic and Development Authority
<b>NIPAS</b>	National Integrated Protected Areas System
<b>ODA</b>	Official Development Assistance
<b>PIDS</b>	Philippine Institute for Development Studies



Digitally signed by Mapa  
Claire Dennis Sioson  
Date: 2022.04.21  
12:38:11 +08'00'



## GOAL 16. PROMOTE PEACEFUL AND INCLUSIVE SOCIETIES FOR SUSTAINABLE DEVELOPMENT, PROVIDE ACCESS TO JUSTICE FOR ALL, AND BUILD EFFECTIVE, ACCOUNTABLE AND INCLUSIVE INSTITUTIONS AT ALL LEVELS

Goals/Targets/Indicators		Baseline	Latest	Target <sup>6/</sup>	Data Source Agency
<b>target 16.1</b> Significantly reduce all forms of violence and related death rates everywhere					
16.1.1	Number of victims of intentional homicide by sex and age (per 100,000 population) <sup>1/</sup>	12.1 2016	4.4 2021	Annual reduction of 5% in the proportion to population 2030	CIRAS, PNP
16.1.s1	Number of murder cases	12,417 2016	4,845 2021	Annual reduction of 5% in the proportion to population 2030	CIRAS, PNP
16.1.s2	Monthly average index crime rate	11.3 2016	2.8 2021	Annual reduction of 5% in the proportion to population 2030	PNP
<b>target 16.5</b> Substantially reduce corruption and bribery in all their forms					
16.5.1	Proportion of persons who had at least one contact with a public official and who paid a bribe to a public official, or were asked for a bribe by those public officials during the previous 12 months				
16.5.1p1	Percentage of families that were asked to give bribe or grease money by a government official with whom they transacted, by type of service	3.2 2016	3.1 2020	1.0 2030	National Household Survey on Experience with Corruption in the Philippines, Office of the Ombudsman
16.5.1p1.1	Availing of social services	3.0 2016	2.8 2020	1.0 2030	National Household Survey on Experience with Corruption in the Philippines, Office of the Ombudsman
16.5.1p1.2	Payment of taxes and duties	0.5 2016	1.0 2020	0.5 2030	National Household Survey on Experience with Corruption in the Philippines, Office of the Ombudsman
16.5.1p1.3	Access to justice	0.9 2016	2.2 2020	0.5 2030	National Household Survey on Experience with Corruption in the Philippines, Office of the Ombudsman
16.5.1p1.4	Securing registry documents and licenses	2.5 2016	1.4 2020	0.5 2030	National Household Survey on Experience with Corruption in the Philippines, Office of the Ombudsman
<b>target 16.6</b> Develop effective, accountable and transparent institutions at all levels					
16.6.1	Primary government expenditures as a proportion of original approved budget	91.5 2016	107.4 2020		BESF, DBM
	Economic Services	98.4 2016	94.0 2020		BESF, DBM
	Social Services	86.9 2016	117.3 2020		BESF, DBM
	Defense	87.1 2016	90.7 2020		BESF, DBM
	General Public Services	91.6 2016	113.1 2020		BESF, DBM
<b>target 16.7</b> Ensure responsive, inclusive, participatory and representative decision-making at all levels					
16.7.1	Proportions of positions (by sex, age, persons with disabilities and population groups) in public institutions (national and local legislatures, public service, and judiciary) compared to national distributions				
	National Government Agencies (NGAs) and State Universities and Colleges (SUCs)				
	Female	73.7 2018	73.5 2021		Government Manpower Information System, DBM
	Male	26.3 2018	26.5 2021		Government Manpower Information System, DBM
<b>target 16.8</b> Broaden and strengthen the participation of developing countries in the institutions of global governance					
16.8.1	Proportion of members and voting rights of developing countries in international organizations <sup>2</sup> (Indicator is also found in SDG 10.6.1)				
16.8.1.a	Proportion of membership of developing countries in international organizations (Indicator is also found in SDG 10.6.1.a)				

Goals/Targets/Indicators		Baseline	Latest	Target <sup>6/</sup>	Data Source Agency
	United Nations General Assembly	1.0 2016	1.0 2021	1.0 2030	UNIO, DFA
	United Nations Security Council	0.0 2016	0.0 2021	1.0 2030	UNIO, DFA
	United Nations Economic and Social Council <sup>2/</sup>	0.0 2016	0.0 2021	1.0 2030	UNIO, DFA
	International Monetary Fund	1.0 2016	1.0 2021	1.0 2030	UNIO, DFA
	International Bank for Reconstruction and Development	1.0 2016	1.0 2021	1.0 2030	UNIO, DFA
	International Finance Corporation	1.0 2016	1.0 2021	1.0 2030	UNIO, DFA
	Asian Development Bank	1.0 2016	1.0 2021	1.0 2030	UNIO, DFA
	World Trade Organisation	1.0 2016	1.0 2021	1.0 2030	UNIO, DFA
16.8.1.b	Proportion of voting rights of developing countries in international organizations (Indicator is also found in SDG 10.6.1.a)				
	United Nations General Assembly	1.0 2016	1.0 2021	1.0 2030	UNIO, DFA
	United Nations Security Council	0.0 2016	0.0 2021	1.0 2030	UNIO, DFA
	United Nations Economic and Social Council <sup>2/</sup>	0.0 2016	0.0 2021	1.0 2030	UNIO, DFA
	International Monetary Fund	1.0 2016	1.0 2021	1.0 2030	UNIO, DFA
	International Bank for Reconstruction and Development	1.0 2016	1.0 2021	1.0 2030	UNIO, DFA
	International Finance Corporation	1.0 2016	1.0 2021	1.0 2030	UNIO, DFA
	Asian Development Bank	1.0 2016	1.0 2021	1.0 2030	UNIO, DFA
	World Trade Organisation	1.0 2016	1.0 2021	1.0 2030	UNIO, DFA
<b>target 16.9 By 2030, provide legal identity for all, including birth registration</b>					
16.9.1	Proportion of children under 5 years of age whose births have been registered with a civil authority, by age <sup>3/</sup>	80.7 2016	75.0 2020	100.0 2030	Vital Statistics Reports, PSA 2010 Census-based Population Projections, PSA
<b>target 16.10 Ensure public access to information, and protect fundamental freedoms, in accordance with national legislation and international agreements</b>					
16.10.2	Number of countries that adopt and implement constitutional, statutory and/or policy guarantees for public access to information <sup>4/</sup> *	1.0 2016	1.0 2021	1.0 2030	eFOI, Department of Information and Communication Technology
<b>target 16.a Strengthen relevant national institutions, including through international cooperation, for building capacity at all levels, in particular in developing countries, for preventing violence and combatting terrorism and crime</b>					
16.a.1	Existence of independent national human rights institutions in compliance with the Paris Principles <sup>5/</sup> *	1.0 2016	1.0 2021	1.0 2030	CHR
The SDG Watch is compiled by the Philippine Statistics Authority as the official repository of SDG indicators in the Philippines per PSA Board Resolution No. 09 Series of 2017. More statistical information on the Philippine SDGs can be accessed at <a href="http://psa.gov.ph/sdg">http://psa.gov.ph/sdg</a> .					

#### NOTES:

- \* 1 If the country satisfies the requirement of the indicator, 0 otherwise
- 1/ Special computation made by the PSA Technical Staff using data from CIRAS, PNP and 2015 based population projection from PSA.
- 2/ According to the 2020 report by United Nations Economic and Social Council (UNECOSOC), the term of the Philippines ended on 31 December 2020. The 2021 report of the UNECOSOC is not yet available and need to be revised following the release of the report.
- 3/ The data refer to the registered live births for the reference year and the 4-year period preceding the reference year (i.e., 2020 data refers to the registered live births from 2016 to 2020).
- 4/ Executive Order No. 2 (EO 2) is the enabling order for FOI. EO 2 operationalizes in the Executive Branch the People's Constitutional right to information. EO 2 also provides the State policies to full public disclosure and transparency in the public service. EO 2 is an important enabling mechanism to promote transparency in the government's administrative process. Through FOI, citizens are empowered to make a formal request to get information held by the government, barring certain sensitive and important data related to the nation's security. FOI complements continuing proactive information disclosure efforts where agencies are duty-bound to publish information in the spirit of openness and transparency.
- 5/ The Philippines Constitution of 1987 (Article XIII, Section 17) created CHR of the Philippines as an independent office with a mandate to promote the protection, respect for and enhancement of human rights. The role and functions of the Commission are set out in Executive Order No. 163 (1987). In accordance with the Paris Principles and GANHRI statute, the CHR of the Philippines is accredited as fully compliant to the Paris Principles.
- 6/ Based on the preliminary 2030 nationally determined numerical targets for the SDGs through the conducted consultation and validation workshops with both government and non-government stakeholders of NEDA, in partnership with PIDS.

#### ACRONYMS

BESF	Budget of Expenditures and Sources of Financing
CHR	Commission on Human Rights
CIRAS	Crime Information Reporting and Analysis System
DBM	Department of Budget and Management
DFA	Department of Foreign Affairs
eFOI	Electronic Freedom of Information
FOI	Freedom of Information
GANHRI	Global Alliance of National Human Rights Institutions

Goals/Targets/Indicators	Baseline	Latest	Target <sup>9/</sup>	Data Source Agency
<b>17.19.2</b> Proportion of countries that (a) have conducted at least one population and housing census in the last 10 years; and (b) have achieved 100 per cent birth registration and 80 per cent death registration				
17.19.2.1 Proportion of countries that have conducted at least one population and housing census in the last 10 years <sup>7/</sup> **	1.0 2015	1.0 2020	1.0 2030	PSA
17.19.2.2 Proportion of countries that have achieved 100 per cent birth registration and 80 per cent death registration				PSA
Achieved 100 per cent birth registration	0.0 2015	0.0 2020	1.0 2030	PSA
Achieved 80 per cent death registration <sup>8/</sup>	0.0 2015	1.0 2020	1.0 2030	PSA
<p>The <b>SDG Watch</b> is compiled by the <b>Philippine Statistics Authority</b> as the official repository of SDG indicators in the Philippines, per <b>PSA Board Resolution No. 09 Series of 2017</b>. More statistical information on the Philippine SDGs can be accessed at: <a href="http://psa.gov.ph/sdg">http://psa.gov.ph/sdg</a>.</p>				

#### NOTES:

- \* 1 if the country satisfies the requirement of the indicator, 0 otherwise
- P Preliminary data.
- N/A Not Available
- 1/ Foreign direct investments (FDI) for 2019 only covers January to November 2019
- 2/ The 2020 ODA portfolio covered loans and grants that were signed or became effective, and supported programs and projects implemented/completed/had ODA financing closed within the period of 1 January 2020 to 31 December 2020.
- 3/ Updates were based on the same submission of NTC regulation Branch for the 2021 ITU Long Questionnaire
- 4/ This covers population aged 10 to 64 years. The 2019 data excludes those who did not report their exposure to the internet in the estimation of the indicator.
- 5/ The following are the supporting legislation and order for the indicator:
- Republic Act No. 10625, An Act Reorganizing the Philippine Statistical System, Repealing for the Purpose Executive Order Numbered One Hundred Twenty-One, Entitled "Reorganizing and Strengthening the Philippine Statistical System and for Other Purposes," otherwise known as the "Philippine Statistical Act of 2013"
- Executive Order No. 352, Designation of Statistical Activities That Will Generate Critical Data for Decision-Making of the Government and the Private Sector, stipulates the conduct of census on population and housing every 10 years and mid-decade census primarily to update the population count in all barangays nationwide.
- 6/ Republic Act (RA) No. 10625 or the Philippine Statistical Act of 2013 mandates the PSA to prepare, in consultation with the PSA Board, a Philippine Statistical Development Program (PSDP). The latest PSDP is the PSDP 2018-2023
- 7/ Executive Order No. 352, Designation of Statistical Activities That Will Generate Critical Data for Decision-Making of the Government and the Private Sector, stipulates the conduct of census on population and housing every 10 years and mid-decade census primarily to update the population count in all barangays nationwide.
- 8/ An interim methodology for the estimation of the maternal mortality ratio was approved by the TWG-MMRE, and part of this methodology is the use of the empirical completeness model to estimate the completeness of death registration for the adjustment of the number of maternal deaths.
- 9/ Based on the preliminary 2030 nationally determined numerical targets for the SDGs through the conducted consultation and validation workshops with both government and non-government stakeholders of the NEDA, in partnership with the PIDS.

#### ACRONYMS:

BESF	Budget of Expenditures and Sources of Financing
BOP	Balance of Payments
BSP	Bangko Sentral ng Pilipinas
CRESS	Country Report on Support to Statistics
DBM	Department of Budget and Management
FLEMMS	Functional Literacy, Education and Mass Media Survey
GAA	General Appropriations Act
ITU	International Telecommunication Union
NEDA	National Economic and Development Authority
NTC	National Telecommunications Commission
ODA	Official Development Assistance
PhP	Philippine Peso
PSA	Philippine Statistics Authority
PSDP	Philippine Statistical Development Program
PSNA	Philippine System of National Accounts
TWG-MMRE	Technical Working Group on Maternal Mortality Ratio Estimation
USD	United States Dollars

*CDS*

Digitally signed by Mapa  
Claire Dennis Sison  
Date: 2022.04.21  
12:37:44 +08'00'



## GOAL 17. STRENGTHEN THE MEANS OF IMPLEMENTATION AND REVITALIZE THE GLOBAL PARTNERSHIP FOR SUSTAINABLE DEVELOPMENT

Goals/Targets/Indicators	Baseline	Latest	Target <sup>9/</sup>	Data Source Agency
<b>target 17.1</b> Strengthen domestic resource mobilization, including through international support to developing countries, to improve domestic capacity for tax and other revenue collection				
17.1.1 Total government revenue as a proportion of GDP	14.5 2016	15.5 2021		PSNA, PSA
17.1.2 Proportion of domestic budget funded by domestic taxes	74.1 2016	54.6 2020		BESF for Tax Revenues, DBM GAA, DBM
<b>target 17.2</b> Developed countries to implement fully their official development assistance commitments, including the commitment by many developed countries to achieve the target of 0.7 per cent of ODA/GNI to developing countries and 0.15 to 0.20 per cent of ODA/GNI to least developed countries; ODA providers are encouraged to consider setting a target to provide at least 0.20 per cent of ODA/GNI to least developed countries				
17.2.1 Net official development assistance, total and to least developed countries, as a proportion of the Organization for Economic Cooperation and Development (OECD) Development Assistance Committee donors' gross national income (GNI)	N/A			
<b>target 17.3</b> Mobilize additional financial resources for developing countries from multiple sources				
17.3.1 Foreign direct investments (FDI), official development assistance and South-South Cooperation as a proportion of total domestic budget				
17.3.1.1 Foreign direct investments (FDI)	18.4 2016	11.5 <sup>1/</sup> 2019		BSP-BOP Statistics General Appropriations Act, DBM
17.3.1.2 Official Development Assistance	2.8 2016	37.1 <sup>2/</sup> 2020		ODA Portfolio Review, NEDA General Appropriations Act, DBM
17.3.2 Volume of remittances (in billion USD) as a proportion of total GDP	9.3 2016	8.9 2019		BOP, BSP National Accounts, PSA
<b>target 17.4</b> Assist developing countries in attaining long-term debt sustainability through coordinated policies aimed at fostering debt financing, debt relief and debt restructuring, as appropriate, and address the external debt of highly indebted poor countries to reduce debt distress				
17.4.1 Debt service as a proportion of exports of goods and services	9.7 2016	9.0 <sup>3/</sup> 2020		External Debt Ratios, BSP
<b>target 17.6</b> Enhance North-South, South-South and triangular regional and international cooperation on and access to science, technology and innovation and enhance knowledge sharing on mutually agreed terms, including through improved coordination among existing mechanisms, in particular at the United Nations level, and through a global technology facilitation mechanism				
17.6.2 Fixed Internet broadband subscriptions per 100 inhabitants <sup>3/</sup>	2.1 2016	7.9 2020		Administrative Data, NTC
<b>target 17.8</b> Fully operationalize the technology bank and science, technology and innovation capacity-building mechanism for least developed countries by 2017 and enhance the use of enabling technology, in particular information and communications technology				
17.8.1 Proportion of individuals using the Internet <sup>4/</sup>	48.1 2013	75.4 2019	100.0 2030	FLEMMS, PSA
17.8.1.1 Proportion of population with exposure to social interaction in the Internet	43.8 2013	73.9 2019	100.0 2030	FLEMMS, PSA
17.8.1.2 Proportion of population with exposure to research work/study in the Internet	42.2 2013	63.6 2019	100.0 2030	FLEMMS, PSA
<b>target 17.9</b> Enhance international support for implementing effective and targeted capacity-building in developing countries to support national plans to implement all the sustainable development goals, including through North-South, South-South and triangular cooperation				
17.9.1 Dollar value of financial and technical assistance (including through North-South, South-South and triangular cooperation) committed to developing countries	N/A			
<b>target 17.18</b> By 2020, enhance capacity-building support to developing countries, including for least developed countries and small island developing States, to increase significantly the availability of high-quality, timely and reliable data disaggregated by income, gender, age, race, ethnicity, migratory status, disability, geographic location and other characteristics relevant in national contexts				
17.18.2 Number of countries that have national statistical legislation that complies with the Fundamental Principles of Official Statistics <sup>5/ *</sup>	1.0 2016	1.0 2021	1.0 2030	PSA
17.18.3 Number of countries with a national statistical plan that is fully funded and under implementation, by source of funding <sup>6/ *</sup>	1.0 2016	1.0 2021	1.0 2030	PSDP, PSA
<b>target 17.19</b> By 2030, build on existing initiatives to develop measurements of progress on sustainable development that complement gross domestic product, and support statistical capacity-building in developing countries				
17.19.1 Dollar value of all resources made available to strengthen statistical capacity in developing countries (in million PhP)	2.1 2014	2.1 2014		CRESS, PSA

# Annex B. References

1. 2016 Voluntary National Review of the Philippines
2. 2019 Voluntary National Review of the Philippines
3. Adopted through DENR Memorandum Circular No. 2021-10 signed on 5 August 2021.
4. Anti-Red Tape Authority (n.d.) The Ease of Doing Business Law. Retrieved from: <https://arta.gov.ph/about/the-ease-of-doing-business-law/#:~:text=Republic%20Act%2011032%20or%20the,and%20procedures%20of%20government%20services.>
5. Association of Southeast Asian Nations (2021) Joint Statement of The ASEAN Ministerial Dialogue on Accelerating Actions to Achieve The Sustainable Development Goals. Retrieved from: <https://asean.org/joint-statement-of-the-asean-ministerial-dialogue-on-accelerating-actions-to-achieve-the-sustainable-development-goals/>;
6. National Economic and Development Authority (2022) NEDA chairs 9th Asia-Pacific Forum on Sustainable Development, Highlights role of regional cooperation in achieving the SDGs. Retrieved from: <https://neda.gov.ph/neda-chairs-9th-asia-pacific-forum-on-sustainable-development-highlights-role-of-regional-cooperation-in-achieving-the-sdgs/>
7. Ateneo De Manila University (2022) FASSSTER recognized by DOH for its COVID-19 monitoring platform. Retrieved from: <https://www.ateneo.edu/news/2022/05/02/fassster-recognized-doh-its-covid-19-monitoring-platform>
8. Bloom DE, Cadarette D. (2019). Infectious Disease Threats in the Twenty-First Century: Strengthening the Global Response.
9. Climate Change Commission (n.d.). Climate Change Expenditure Tagging. Retrieved from: <https://climate.gov.ph/files/CCET%20LGU%20Final.pdf>
10. Debuque, T. (2021) A social enterprise scales the heights of the bamboo tree. Retrieved from: <https://philippines.un.org/en/165944-social-enterprise-scales-heights-bamboo-tree>
11. Department of Agriculture - Bureau of Fisheries and Aquatic Resources (2019). Establishment of Fisheries Management Areas (FMA) for the Conservation and Management of Fisheries in Philippine Waters. Retrieved from: <https://www.bfar.da.gov.ph/wp-content/uploads/2021/04/FAO-No.-263-s.-2019.pdf>
12. Department of Budget and Management (2021) Local Budget Memorandum No.82. Indicative FY 2022 National Tax Allotment (NTA) Shares of Local Government Units (LGUs) and Guidelines on the Preparation of the FY 2022 Annual Budget of LGUs. Retrieved from: <https://www.dbm.gov.ph/wp-content/uploads/Issuances/2021/Local-Budget-Memorandum/LOCAL-BUDGET-MEMORANDUM-NO-82.pdf>
13. Department of Budget and Management (2021) PRRD signs the P4.506 Trillion National Budget for FY 2021. Retrieved from: <https://www.dbm.gov.ph/index.php/secretary-s-corner/press-releases/list-of-press-releases/1778-prrd-signs-the-p4-506-trillion-national-budget-for-fy-2022>

14. Department of Budget and Management (2022) DBCC Joint Statement for the 181st DBCC Meeting. Retrieved from: [https://www.dbm.gov.ph/index.php/secretary-s-corner/press-releases/list-of-press-releases/2218-dbcc-joint-statement-for-the-181st-dbcc-meeting#:~:text=The%20Philippine%20Statistics%20Authority%20\(PSA,of%20the%20fastest%2Dgrowing%20economies.](https://www.dbm.gov.ph/index.php/secretary-s-corner/press-releases/list-of-press-releases/2218-dbcc-joint-statement-for-the-181st-dbcc-meeting#:~:text=The%20Philippine%20Statistics%20Authority%20(PSA,of%20the%20fastest%2Dgrowing%20economies.)
15. Department of Education (2020) DepEd commends Manila in laptop, gadget distribution for distance learning. Retrieved from: <https://www.deped.gov.ph/2020/08/28/deped-commends-manila-in-laptop-gadget-distribution-for-distance-learning/>
16. Department of Education (2020) Towards a Working DepEd Commons Part I: Roadmap. Retrieved from: <https://commons.deped.gov.ph/deped-commons-roadmap.pdf>
17. Department of Education (2020). Guidelines on the Engagement of Services of Learning Support Aides to Reinforce the Implementation of the Basic Education Learning Continuity Plan in Time of COVID-19 pandemic. Retrieved from: [https://www.deped.gov.ph/wp-content/uploads/2020/10/DO\\_s2020\\_032-1-1.pdf](https://www.deped.gov.ph/wp-content/uploads/2020/10/DO_s2020_032-1-1.pdf)
18. Department of Education (n.d.) ALS 2.0. Retrieved from: <https://www.deped.gov.ph/about-als/>; Department of Education (n.d.) About Alternative Learning System. Retrieved from: <https://www.deped.gov.ph/k-to-12/inclusive-education/about-alternative-learning-system/>
19. Department of Environment and Natural Resources – Environmental Management Bureau (2020) EMB Memorandum Circular No. 2020-20. Provisional guidelines on the hazardous wastes management during the extended enhanced community quarantine period. Retrieved from: <https://emb.gov.ph/wp-content/uploads/2020/05/EMB-MC-2020-20.pdf>
20. Department of Environment and Natural Resources (2016). Guidelines for the Implementation of the Coastal and Marine Ecosystems Management Program (CMEMP). Retrieved from: <https://www.informea.org/sites/default/files/legislation/DENR%20Administrative%20Order%2026%202016%20%28Guidelines%20for%20the%20Implementation%20Coastal%20and%20Marine%20Ecosystems%20Management%20Programe%20%28CMEMP%29%29.pdf>
21. Department of Environment and Natural Resources (2020). DENR Seals Landmark Partnership with PLDT-Smart for Peatlands Conservation. Retrieved from: <https://www.denr.gov.ph/index.php/news-events/press-releases/1704-denr>
22. Department of Finance (2021). DOF secures US\$17-B external financing in 2020 for budgetary support, key projects. Retrieved from: <https://www.dof.gov.ph/dof-secures-us17-b-external-fi-nancing-in-2020-for-budgetary-support-key-projects/>
23. Department of Finance (2021). Sustainable Finance Framework. Retrieved from: <https://www.dof.gov.ph/download/sustainable-financeframework/?wpdmdl=30994&refresh=61ebce366b3d61642843702>
24. Department of Finance (n.d.). Comprehensive Tax Reform Program. Retrieved from: <https://taxreform.dof.gov.ph/>
25. Department of Finance (n.d.). Package 1: Train. Retrieved from: <https://taxreform.dof.gov.ph/tax-reform-packages/p1-train/>
26. Department of Finance (n.d.). Package 2: Corporate Recovery and Tax Incentives for Enterpris- es (CREATE) Act. Retrieved from: <https://taxreform.dof.gov.ph/tax-reform-packages/p2-corporate-recovery-and-tax-incentives-for-enterprises-act/>

27. Department of Finance (n.d.). Package 2: Corporate Recovery and Tax Incentives for Enterprises (CREATE) Act. Retrieved from: <https://taxreform.dof.gov.ph/tax-reform-packages/p2-corporate-recovery-and-tax-incentives-for-enterprises-act/>
28. Department of Finance (n.d.). Package 2+: Sin Taxes. Retrieved from: <https://taxreform.dof.gov.ph/tax-reform-packages/package-2plus-sin-taxes/>
29. Department of Foreign Affairs (2017). PH STRESSES IMPORTANCE OF REMITTANCES FOR ACHIEVING SUSTAINABLE DEVELOPMENT GOALS. Retrieved from: <https://dfa.gov.ph/dfa-news/news-from-our-foreign-service-postsupdate/13508-ph-stresses-importance-of-remittances-for-achieving-sustainable-development-goals>
30. Department of Health (2020) Government launches public-private task force t3 (test, trace and treat) to significantly expand rt-pcr testing capacity. Retrieved from: <https://doh.gov.ph/doh-press-release/government-launches-public-private-task-force-T3>
31. Department of Health (2020) Recommendations relative to the management of the Coronavirus Disease 2019 (COVID-19) situation. Retrieved from: <https://doh.gov.ph/sites/default/files/health-update/IATF-Resolution-No.-25.pdf>
32. Department of Health (2022). Looking Back, Moving Forward: PDITR Accomplishments From COVID-19 to UHC
33. Department of Information and Communications Technology (2017) National Broadband Plan. Retrieved from: <https://dict.gov.ph/wp-content/uploads/2017/09/2017.08.09-National-Broadband-Plan.pdf>
34. Department of Interior and Local Government-National Economic Development Authority (2018). Joint Memorandum Circular No. 01, series of 2018 Guidelines on the Localization of the Philippine Development Plan (PDP) 2017-2022 Result Matrices and the Sustainable Development Goals (SDGs). Retrieved from: [https://www.dilg.gov.ph/PDF\\_File/issuances/joint\\_circulars/dilg-jointcircular-20181127\\_45f559a61a.pdf](https://www.dilg.gov.ph/PDF_File/issuances/joint_circulars/dilg-jointcircular-20181127_45f559a61a.pdf)
35. Department of Labor and Employment (2020) Philippine Labor, The Official Newsletter of the Department of Labor and Employment. Vol. XXVIII No.5.
36. Department of Labor and Employment (n.d.) About TUPAD. Retrieved from: <https://www.dole.gov.ph/tupad-contents/>
37. Department of Science and Technology – Philippine Council for Health Research and Development (n.d.) GenAmplify™ COVID-19 rT-PCR Detection Kit. Retrieved from: <https://www.pchrd.dost.gov.ph/technologies/genamplify-covid-19-rt-pcr-detection-kit/>
38. Department of Science and Technology (2021) DOST develops s-pass for easy coordination in areas with different travel restrictions. Retrieved from: <https://www.dost.gov.ph/knowledge-resources/news/72-2021-news/2168-dost-develops-s-pass-for-easy-coordination-in-areas-with-different-travel-restrictions.html>
39. Department of the Interior and Local Government (2021) 2021 Seal of Good Local Governance: Pagkilala sa katapatan at kahusayan ng pamahalaang local. Retrieved from: [https://dilg.gov.ph/PDF\\_File/issuances/memo\\_circulars/dilg-memocircular-202138\\_124de7730d.pdf](https://dilg.gov.ph/PDF_File/issuances/memo_circulars/dilg-memocircular-202138_124de7730d.pdf)
40. Department of the Interior and Local Government (2021) DILG: E911 hotline now caters to VAWC calls. Retrieved from: <https://www.dilg.gov.ph/news/DILG-E911-hotline-now-caters-to>

41. Department of Tourism (2020) DOT, TPB launch official Philippine travel app. Retrieved from: [https://beta.tourism.gov.ph/news\\_and\\_updates/dot-tpb-launch-official-philippine-travel-app/](https://beta.tourism.gov.ph/news_and_updates/dot-tpb-launch-official-philippine-travel-app/)
42. Department of Tourism (2020) Puyat launches Baguio's VIS.I.T.A. platform. Retrieved from: [http://www.tourism.gov.ph/news\\_features/BaguiosVISITApatform.aspx#:~:text=Dubbed%20as%20the%20Baguio%20Visitor,travel%20advisories%20and%20tourism%20information.](http://www.tourism.gov.ph/news_features/BaguiosVISITApatform.aspx#:~:text=Dubbed%20as%20the%20Baguio%20Visitor,travel%20advisories%20and%20tourism%20information.)
43. E-Report sa Gender Ombud (n.d.) E-Report sa Gender Ombud. Commission on Human Rights' Monitoring and Response to Gender-Based Violence During Enhanced Community Quarantine in the Philippines. Retrieved from: <https://www.gbvcovid.report/landing/home>
44. Executive Order No. 138 s. 2021 (2021) Supreme Court Ruling on the Mandanas-Garcia Case.
45. Global Partnership for Effective Development Co-operation (n.d.) Global Partnership Monitoring Methodology. Retrieved from: <https://www.effectivecooperation.org/landing-page/gpedc-monitoring-methodology>
46. House Resolution No. 565 (2019) Resolution Adopting the Sustainable Development Goals (SDGs) as the Framework of Legislative Measures to be Crafted and Enacted in the Eighteenth Congress.
47. Inter-Agency Task Force for the Management of Emerging Infectious Diseases (2020) Resolution No. 66. Retrieved from: <https://doh.gov.ph/sites/default/files/health-update/IATFResolution66.pdf>
48. Lee C. Chipongian (2022) PH's first digital banks to operate soon. Retrieved from: <https://mb.com.ph/2022/01/16/phs-first-digital-banks-to-operate-soon/>
49. National Economic and Development Authority (2020) Technical Working Group on Anticipatory and Forward Planning. Retrieved from: <https://neda.gov.ph/iatf-twg-afp/>
50. National Economic and Development Authority (2022) Factors Affecting Learning Outcomes of Filipino Students. Unpublished study.
51. National Economic and Development Authority (2022) PH gov't remains committed to accelerating inclusive economic growth – NEDA. Retrieved from: <https://neda.gov.ph/ph-govt-remains-committed-to-accelerating-inclusive-economic-growth-neda-2/>
52. National Economic Development Authority (2020). Creation of the Special Regional Sub-Committee on the Sustainable Development Goals (SDGs)
53. National Economic Development Authority (2020). We Recover As One (WRAO). Retrieved from: <https://neda.gov.ph/we-recover-as-one/>
54. National Economic Development Authority (2021). ODA Portfolio Review 2020. Retrieved from: <https://neda.gov.ph/oda-portfolio-review-2020/>
55. National Economic Development Authority (2021). Updated Philippine Development Plan 2017-2022. Retrieved from: <https://pdp.neda.gov.ph/updated-pdp-2017-2022/>
56. National Economic Development Authority (n.d.). AmBisyon Natin 2040. Retrieved from: [https://2040.neda.gov.ph/wp-content/uploads/2022/02/2162022\\_A-Long-Term-Vision-for-the-](https://2040.neda.gov.ph/wp-content/uploads/2022/02/2162022_A-Long-Term-Vision-for-the-)

57. National Plan Against COVID-19 Phase IV
58. Oceana (2021) 121 LGUs urge nationwide ban on single-use plastics supporting calls for strong implementation of Ecological Solid Waste Management Act. Retrieved from: <https://ph.oceana.org/press-releases/121-lgus-urge-nationwide-ban-on-single-use-plastics-supporting-calls-for-strong-implementation-of-ecological-solid-waste-management-act/>
59. Official Gazette (2018). Proclamation No. 475 Declaring a State of Calamity in the Barangays of Balabag, Manoc-Manoc and Yapak (Island of Boracay) in the Municipality of Malay, Aklan, and Temporary Closure of the Island as a Tourist Destination. Retrieved from: <https://www.officialgazette.gov.ph/downloads/2018/04apr/20180426-PROC-475-RRD.pdf>
60. Philippine Commission on Women (n.d.) Gender and Development Budget. Retrieved from: <https://pcw.gov.ph/gad-budget-report/>
61. Philippine Commission on Audit (2019) Performance Audit of Preparedness for Implementation of Sustainable Development Goals.
62. Philippine Long Distance Telephone Company (2021). Communication on Progress. Retrieved from: <https://www.denr.gov.ph/index.php/%20news-events/press-releases/1704-denr-seals-landmark-partnership-with-pldt-smart-for-peat-%20lands>
63. Philippine News Agency (2022) PRRD admin's pandemic response 'playbook' to guide next leaders. Retrieved from: <https://www.pna.gov.ph/articles/1172086>
64. Philippine Senate Resolution 122 (2019) Creating the committee on sustainable development goals, innovation and futures thinking.
65. Philippine Statistical Research and Training Institute (2022) PSRTI CONDUCTS THIRD LEG OF SDG SEMINAR 3 FOR REGION 8 PROVINCES, MARCH 14-17, 2022. Retrieved from: <https://psrti.gov.ph/home/psrti-conducts-third-leg-of-sdg-seminar-3-for-region-8-provinces-march-14-17-2022/>
66. Philippine Statistics Authority (2017) List of Philippine SDG indicators for initial monitoring - The Philippine SDGs. Retrieved from: <https://psa.gov.ph/content/list-philippine-sdg-indicators-initial-monitoring-philippine-sdgs>
67. Philippine Statistics Authority (2018) Sustainable Development Goals. Where are we now? 1st Data Festival. Retrieved from: <https://psa.gov.ph/sites/default/files/attachments/PS2%20-%20SDG%20-%20ANS%20Wilma%20A.%20Guillen.pdf>
68. Philippine Statistics Authority (2019) PSA Board Reso 11, S 2019. Retrieved from: <https://psa.gov.ph/system/files/PSA%20BOARD%20RESO%2011%2C%20S%202019.pdf>
69. Philippine Statistics Authority (2020) Employment Situation in July 2020. Retrieved from: <https://psa.gov.ph/press-releases/id/163034>
70. Philippine Statistics Authority (2020) Highlights of the April 2020 Labor Force Survey. Retrieved from: <https://psa.gov.ph/content/employment-situation-april-2020>
71. Philippine Statistics Authority (2021) Highlights of the Preliminary Results of the 2021 Family Income and Expenditure Survey (FIES) Visit 1. Retrieved from: <https://psa.gov.ph/press-releases/id/167321>

72. Philippine Statistics Authority (2021). Philippine GDP posts -8.3 percent in the fourth quarter of 2020; -9.5 percent for full-year of 2020. Retrieved from: <https://psa.gov.ph/content/philippine-gdp-posts-83-percent-fourth-quarter-2020-95-percent-full-year-2020>
73. Philippine Statistics Authority (2021). Philippine GDP posts -8.3 percent in the fourth quarter of 2020; -9.5 percent for full-year of 2020. Retrieved from: <https://psa.gov.ph/content/philippine-gdp-posts-83-percent-fourth-quarter-2020-95-percent-full-year-2020>
74. Philippine Statistics Authority (2021). Provincial Product Accounts. Retrieved from: [https://psa.gov.ph/sites/default/files/kmcd/Brochure\\_PPA\\_ed\\_01-Dec\\_ONS-signed.pdf](https://psa.gov.ph/sites/default/files/kmcd/Brochure_PPA_ed_01-Dec_ONS-signed.pdf)
75. Philippine Statistics Authority (2022) PSA pushes for an inclusive PhilSys; continues to prioritize IP registration
76. Philippine Statistics Authority (2022) The Philippine Statistics Authority releases the Seasonally Adjusted National Accounts Publication covering the period Q1 2019 to Q1 2022. Retrieved from: <https://psa.gov.ph/foreign-investments/technical-notes>
77. Philippine Statistics Authority (2022). Community-Based Monitoring System (CBMS). Retrieved from: <https://psa.gov.ph/cbms>
78. Philippine Statistics Authority (2022). Highlights of the Preliminary Results of the 2021 Family Income and Expenditure Survey (FIES) Visit 1. Retrieved from: <https://psa.gov.ph/content/highlights-preliminary-results-2021-family-income-and-expenditure-survey-fies-visit-1>
79. Philippine Statistics Authority (2022). PSA Releases Annual Revisions of the National Accounts of the Philippines. Retrieved from: <https://psa.gov.ph/content/psa-releases-annual-revisions-national-accounts-philippines-0>
80. Philippine Statistics Authority (2022). SDG Watch. Retrieved from: <https://psa.gov.ph/sdg>
81. Quezon City Council (2020) Ordinance No. SP-2954, S-2020. An Ordinance Providing Free Use of Tablet to All Secondary Grade 7 to Grade 12 Public School Students of Quezon City in Preparation for Blended Learning for the School Year 2020-2021. Retrieved from: <https://quezoncity.gov.ph/wp-content/uploads/2020/11/2954.pdf>
82. Republic Act 11346 (2019) An Act Increasing the Excise Tax on Tobacco Products, Imposing Excise Tax on Heated Tobacco Products and Vapor Products, Increasing the Penalties for Violations of Provisions on Articles Subject to Excise Tax, and Earmarking Portion of the Total Excise Tax Collection from Sugar-sweetened Beverages, Alcohol, Tobacco, Heated Tobacco, and Vapor Products for Universal Health Care, Amending for this Purpose Sections 144, 145, 146, 147, 152, 164, 260, 262, 263, 265, 288, AND 289, Repealing Section 288(B) AND 288(C), and Creating New Sections 263-A, 265-B, and 288-A of the National Internal Revenue Code of 1997, as Amended by Republic Act No. 10963, and for Other Purposes.
83. RxBox (n.d.). RxBox, A Telehealth System. Retrieved from: <https://rxbox.chits.ph/>
84. Senate of the Philippines (2022). Update on the Flagship Projects of the Build, Build, Build Program. Retrieved from: [https://legacy.senate.gov.ph/publications/SEPO/SEPO\\_AAG%20on%20Infrastructure%20Flagship%20Projects\\_22Feb2022.pdf](https://legacy.senate.gov.ph/publications/SEPO/SEPO_AAG%20on%20Infrastructure%20Flagship%20Projects_22Feb2022.pdf)
85. Technical Education and Skills Development Authority (n.d.) TESDA Launches Mobile App featuring TESDA Online Programs. Retrieved from: <https://www.tesdaguides.com/tesda-launches-mobile-app-featuring-tesda-online-programs/>

86. TESDA online program Mobile Training Laboratory Program. Retrieved from: <https://psa.gov.ph/content/psa-pushes-inclusive-philsys-continues-prioritize-ip-registration>
87. The Official Gazette (2019). Republic Act No. 11293 An Act Adopting Innovation as Vital Component of the Country's Development Policies to Drive Inclusive Development, Promote the Growth and National Competitiveness of Micro, Small and Medium Enterprises, Appropriations
88. The Official Gazette (2020). Republic Act No. 11519 An Act Extending the Availability of Appropriations under Republic Act No. 11494, otherwise known as the "Bayanihan To Recover as One Act". Retrieved from: <https://www.officialgazette.gov.ph/downloads/2020/12dec/20201229-RA-11519-RRD.pdf>
89. The Official Gazette (2022). Executive Order No. 166, s. 2022. Retrieved from: <https://www.officialgazette.gov.ph/2022/03/21/executive-order-no-166-s-2022/>
90. The Official Gazette. 2018. Declaring a Portion of the Philippine Rise Situated Within the Exclusive Economic Zone of the Philippine Sea, North Eastern Coast of Luzon Island as Marine Resource Reserve Pursuant to Republic Act No. 7586, or the National Integrated Protected Areas System Act of 1992, to be known as the Philippine Rise Marine Resource Reserve. Retrieved from: <https://www.officialgazette.gov.ph/downloads/2018/05may/20180515-PROC-489-RRD.pdf>
91. The World Bank (2021). Market Study for Philippines: Plastics Circularity Opportunities and Barriers. Retrieved from: <https://www.worldbank.org/en/country/philippines/publication/market-study-for-philippines-plastics-circularity-opportunities-and-barriers-report-landing-page>
92. United Nations Economic and Social Council (2022) Statement of the President of the Economic and Social Council. Retrieved from: <https://www.un.org/ecosoc/sites/www.un.org.ecosoc/files/files/en/president/2022/statement-ecosoc-president-25-oct-2021.pdf>
93. United Nations Sustainable Development Goals Action Campaign (n.d.) Translation of SDGs into local languages. Retrieved from: <https://www2.sdgactioncampaign.org/sdg-action-awards-2018-finalists/translation-sdgs-local-languages/>
94. Wright, C. (2020) The Philippines: COVID-19 helps a digital revolution. Asia Money. <https://www.asiamoney.com/article/27hz7xvjloida73rldfcw/southeast-asia/the-philippines-covid-19-helps-a-digital-revolution>

## VOLUNTARY NATIONAL REVIEW OF THE PHILIPPINES 2022

*Rekindling Commitment and Using Innovation to Accelerate  
Recovery and Ensure Progress to Achieve the SDGs in 2030  
and our AmBisyon Natin 2040*

